



Building Construction Cost Index Numbers of Tamilnadu



Quarter Ended: 31.12.2022

DEPARTMENT OF ECONOMICS AND STATISTICS

CHENNAI – 600 006



Preface

Housing and building construction statistics is of prime importance in the fast economy. Next to agriculture, construction is the major employment generator in the unorganized sector.

The Quarterly Report on Building Construction Cost Index for the quarter ended 31-12-2022 provides Building Construction Cost Index with base 2011-12=100 for 16 centres in Tamil Nadu. This report is 7th in series after shifting of base year from 1999-2000 to 2011-12.

The Building Construction Cost Index shows the trend in the building construction cost (mainly cost of material and wages of labour) at a specified centre over a period of time.

The Building Construction Cost Index is being compiled quarterly for 16 centres of Tamil Nadu as per the methodology provided by National Building Organisation, Ministry of Housing and Urban Affairs, New Delhi.

I hope this report would be useful to the Administrators, Research scholars, Planners, Economists and other organisations of both Public and Private.

Suggestions and comments are solicited from the users of this report for improving the content in the future publications.

for ACS/Commissioner (FAC)

CONTENTS

Sl. No	Description	Page No.
1.	Introduction	1-2
2.	Building Construction Cost Index (BCCI) for the Quarter Ended 31-12-2022	3-21
3.	Charts	22-23
4.	Tables	25-56

Table Content

Table No.	Topic	Page No.
1.	Building Construction Cost Index - Chennai	25
2.	Building Construction Cost Index - Kancheepuram	27
3.	Building Construction Cost Index - Cuddalore	29
4.	Building Construction Cost Index - Vellore	31
5.	Building Construction Cost Index - Salem	33
6.	Building Construction Cost Index - Dharmapuri	35
7.	Building Construction Cost Index - Coimbatore	37
8.	Building Construction Cost Index - Erode	39
9.	Building Construction Cost Index - Thanjavur	41
10.	Building Construction Cost Index - Tiruchirappalli	43
11.	Building Construction Cost Index - Pudukottai	45
12.	Building Construction Cost Index - Madurai	47
13.	Building Construction Cost Index - Virudhunagar	49
14.	Building Construction Cost Index - Palayamkottai	51
15.	Building Construction Cost Index - Nagercoil	53
16.	Building Construction Cost Index - Udhagamandalam	55

1. INTRODUCTION

Housing and Building Construction is one of the most important sector of the economy. Housing and housing related infrastructure indicators in a country is the reflection of a nation's economic and social well-being.

Building construction cost varies with type of construction, design, region, etc. Therefore, in order to study these variations, it is necessary to compile the building cost index numbers for well-demarcated regions within which the design, construction techniques and materials used are similar.

Building Construction Cost Index depicts the trends in the building construction cost at a specified centre over a period of time (Base year to current year). The cost of a building structure comprises mainly of the cost of material and labour.

Coverage:

The Building Construction Cost Index with base 2011-12=100 is compiled Quarterly for 16 centres of Tamil Nadu, viz., Chennai, Kancheepuram, Vellore, Cuddalore, Thanjavur, Dharmapuri, Salem, Tiruchirapalli, Coimbatore, Erode, Udhamandalam, Madurai, Pudukottai, Kanyakumari, Tirunelveli, Virudhunagar.

Methodology:

The Quarterly Building Construction Cost Index is compiled as per the methodology provided by National Building Organisation, New Delhi.

The Index prepared on the basis of standard requirement of all types of materials and their cost for a standard LIG housing unit by TN State Housing Board i.e., it related to construction of LIG house measuring 330 sq.ft.

The index consists of three groups, viz., material cost, labour cost and other expenses. It covers 59 items under material cost, 9 items under labour cost and 4 items under other expenses.

Weights assigned to each item included in the index in proportion of their expenditure to the total cost of base year.

The index is the weighted Arithmetic Mean calculated by using the formula,

$$\text{Index} = \frac{\sum_j W_{ij} * P_j}{\sum_j W_{ij}} * 100$$

W_{ij} is the weight of the item

P_j is the relative Cost of the item (current/constant cost)

The index is calculated at sub group level, next at group level and finally for all the groups combined Building Construction Cost Index.

BUILDING CONSTRUCTION COST INDEX (BCCI) FOR THE
QUARTER ENDED 31-12-2022

Among 16 centres of Tamil Nadu, the Building Construction Cost Index topped in the centre Vellore with 223.09 and lowered in the centre Thanjavur with 185.10 during the quarter ended 31-12-2022.

The centres Chennai, Kancheepuram, Vellore, Salem, Dharmapuri, Coimbatore, Erode, Pudukottai, Virudhunagar and Uthagamandalam have registered the BCC Index ranges between 201.78 and 223.09.

The centres Cuddalore, Madurai, Tiruchirapalli and Nagercoil have recorded the BCC Index varying from 191.25 to 199.90.

The centres Thanjavur and Palayamkottai have registered the BCC Index of 185.10 and 187.45.

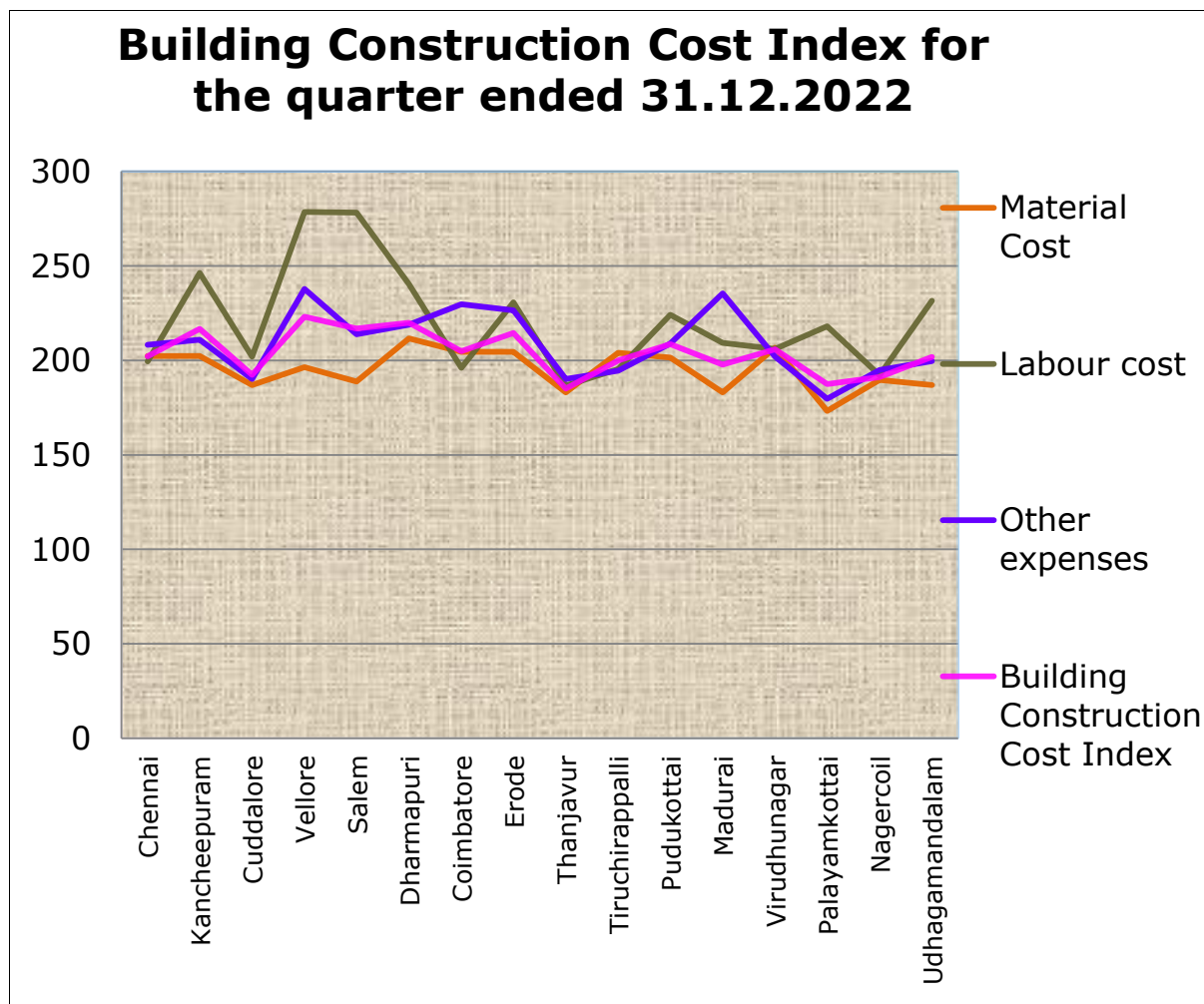
The BCC Index of 16 centres during the quarter December2022 have showed variations ranging from -2.16% in Palayamkottai to 4.62% in Uthagamandalam when compared with BCC Index of previous quarter i.e., September 2022.

While comparing the BCC Index of December2022 quarter with that of corresponding quarter of previous year December 2021 quarter, the variations lies between -3.59% in Tiruchirappalli to 11.67% in Uthagamandalam.

Material Cost: During the quarter ended December2022, the Material Cost group index recorded a maximum of 211.58 in Dharmapuri and minimum of 173.26 in Palayamkottai.

Labour Cost: The highest index of Labour Cost group is 278.46 in Vellore and the lowest index is 186.55 in Thanjavur during the quarter ended December2022.

Other Expenses: The index of this group during December2022 quarter is moderately high in Vellore as 237.87 and low in Palayamkottai as 179.61



BUILDING CONSTRUCTION COST INDEX FOR THE
QUARTER ENDED 31-12-2022

(Base Year: 2011-2012=100)

Sl. No.	Centre	Material Cost	Labour Cost	Other expenses	Building Construction Cost Index
1.	Chennai	202.28	199.40	208.31	202.07
2.	Kancheepuram	202.30	246.32	211.00	216.69
3.	Cuddalore	186.96	202.06	190.09	192.37
4.	Vellore	196.40	278.46	237.86	223.09
5.	Salem	188.75	278.21	213.76	216.86
6.	Dharmapuri	211.58	240.36	218.96	219.83
7.	Coimbatore	204.53	196.03	229.69	204.85
8.	Erode	204.49	230.64	226.46	214.42
9.	Thanjavur	183.00	186.55	190.14	185.10
10.	Tiruchirappalli	203.99	195.42	194.50	199.90
11.	Pudukottai	201.49	224.09	208.84	208.58
12.	Madurai	183.02	209.26	235.48	197.83
13.	Virudhunagar	206.75	206.07	201.94	205.92
14.	Palayamkottai	173.26	218.12	179.61	187.45
15.	Nagercoil	189.62	192.16	194.81	191.25
16.	Udhagamandalam	186.99	231.53	199.67	201.78

**CENTRE-WISE BUILDING CONSTRUCTION COST INDEX FOR THE
QUARTER ENDED 31-12-2022**

CENTRE: CHENNAI

The Building Construction Cost Index of Chennai Centre stood at 202.07 during the quarter ended December 2022 as against 202.47 of previous quarter September 2022 thereby recorded a decrease of 0.20%. While the Labour cost group remained the same as of previous quarter, the Material cost group and Other Expenses group have showed downward trend over the respective Index of previous quarter. In the material cost group, the Cement & Lime subgroup recorded a decrease of 2.35% and Electrical Fittings subgroup registered an increase of 0.62% whereas all other subgroups Bricks & tiles, Sand, Stone & Other Quarry Products, Timber & Other Woods, Iron & Steel, Ancillary materials and Sanitaryware & water supply have showed nil variation when compared with previous quarter. Though the cost of 1.5mm copper cable, Bakelite pattern holder, 8 SWG GI wire, 32 amps 500V fuse unit have recorded an increase of 12.50%, 16.67%, 6.25% and 25.0% respectively during the quarter December 2022, the decline in the cost of cement by 2.44% has pulled down the BCC Index over the previous quarter September 2022.

Quarter Ended: 31-12-2022

Base Year: 2011-2012=100

	Group	Weight	Index		% variation over previous quarter
			Current quarter 31-12-2022	Previous quarter 30.09.2022	
1.	Material Cost	54.82	202.28	202.93	-0.32
2.	Labour Cost	32.94	199.40	199.40	0.00
3.	Other Expenses	12.24	208.31	208.67	-0.17
	Building Construction Cost Index	100	202.07	202.47	-0.20

The Index Number compiled for construction of LIG House of an area of 30.81 Sq.mt. (332 Sq.ft) of Tamil Nadu Housing Board.

CENTRE: KANCHEEPURAM

During the quarter ended 31-12-2022, the Building Construction Cost Index of Kancheepuram Centre raised to 216.69 from 214.14 of previous quarter 30-09-2022 thereby registered an increase of 1.19%. All three groups have showed an upward trend over the respective Index of previous quarter. In the material cost group, the subgroups Bricks & Tiles, Timber & Other Woods, Ancillary Materials, Electrical Fittings and Sanitaryware & water supply have recorded an increase of 1.21%, 2.50%, 0.10%, 8.51%, 4.82% respectively and the subgroup Iron & Steel decreased by 1.68% over the previous quarter. In the labour cost group, the subgroup Unskilled labour showed an increase of 3.60%. The cost of Bricks, TW Frame, Readymix prime paint, 1.5sqmm. copper cable, PVC 32mm dia, Unskilled labour Mazdoor-Men have increased by 2.27%, 4.17%, 9.38%, 2.70%, 20.0%, 7.14% respectively and contributed significantly for the raise of BCC Index over the previous quarter September 2022.

Quarter Ended: 31-12-2022
Base Year: 2011-2012=100

Sl. No.	Group	Weight	Index		% variation over previous quarter
			Current quarter 31-12-2022	Previous quarter 30.09.2022	
1.	Material Cost	57.04	202.30	200.85	0.72
2.	Labour Cost	30.16	246.32	241.53	1.98
3.	Other Expenses	12.80	211.00	208.79	1.06
	Building Construction Cost Index	100	219.69	214.14	1.19

The Index Number compiled for construction of LIG House of an area of 30.81 Sq.mt. (332 Sq.ft) of Tamil Nadu Housing Board.

CENTRE:CUDDALORE

The Building Construction Cost Index (BCCI) of Cuddalore Centre for the quarter ended December 2022 stood at 192.37 as against 192.29 of previous quarter September 2022 thereby showed a marginal increase of 0.04%. The Labour Cost group and Other Expenses group have showed an upward trend over the respective Index of previous quarter whereas the Material cost group decreased by 3.07%. In the Material cost group, the decrease registered by the subgroups Sand, stone & other quarry products, Cement & Lime, Iron & Steel by 6.41%, 8.89%, 7.41% have pulled down the group index by 3.07% in spite of increase recorded by Bricks & Tiles, Electrical Fittings and Sanitaryware & Water Supply over September 2022. In the Labour cost group both the subgroups Skilled labour and Unskilled labour have showed an upward trend over the previous quarter. The cost of Bricks, Stone jelly, Stone jelly chips, Skilled labour - Mason I&II, Carpenter, Fitter I&II, Unskilled labour – Mazdoor Women have showed an increase of 3.13%, 3.81%, 4.95%, 6.25%, 6.25%, 6.67% and 9.09% respectively when compared with that of previous quarter.

Quarter Ended: 31-12-2022

Base Year: 2011-2012=100

Sl. No.	Group	Weight	Index		% variation over previous quarter
			Current quarter 31-12-2022	Previous quarter 30.09.2022	
1.	Material Cost	53.36	186.96	192.89	-3.07
2.	Labour Cost	32.97	202.06	192.27	5.09
3.	Other Expenses	13.67	190.09	190.03	0.03
	Building Construction Cost Index	100	192.37	192.29	0.04

The Index Number compiled for construction of LIG House of an area of 30.81 Sq.mt. (332 Sq.ft) of Tamil Nadu Housing Board.

CENTRE:VELLORE

The Building Construction Cost Index (BCCI) of Vellore Centre raised to 223.09 during the quarter ended December2022 from 216.21 of the previous quarter September2022 thereby recorded an increase of 3.18%. All three groups have recorded an upward trend over the respective Index of previous quarter. In the Material cost group, the subgroups Bricks & Tiles, Sand, stone and other quarry products, Timber & other woods, Iron & Steel, Ancillary materials, Electrical Fittings and Sanitaryware & water supply have showed an increasing trend. In the Labour cost group, both subgroups Skilled labour and Unskilled labour have showed an upward trend of 4.30% and 9.85% over the previous quarter. The increase in the cost of Brick jelly, Ceramic tiles, Stone jelly, Stone jelly chips, TW Panel door shutter, Skilled labour – Mason I&II, Unskilled labour – Mazdoor Men, Mazdoor Women by 7.69%, 11.11%, 1.56%, 9.09%, 6.67%, 5.88%, 5.88%, 9.09%, 11.11% over the previous quarter have reflected in the raise of BCC Index during the quarter ended December2022.

Quarter Ended: 31-12-2022

Base Year: 2011-2012=100

Sl. No.	Group	Weight	Index		% variation over previous quarter
			Current quarter 31-12-2022	Previous quarter 30.09.2022	
1.	Material Cost	60.90	196.40	194.17	1.14
2.	Labour Cost	25.80	278.46	260.04	7.08
3.	Other Expenses	13.30	237.86	232.08	2.49
	Building	100	223.09	216.21	3.18

	Construction Cost Index				
--	--------------------------------	--	--	--	--

The Index Number compiled for construction of LIG House of an area of 30.81 Sq.mt. (332 Sq.ft) of Tamil Nadu Housing Board.

CENTRE:SALEM

During the quarter ended 31-12-2022, the Building Construction Cost Index of Salem Centre stood at 216.86 as against 217.69 during the previous quarter 30-09-2022 thereby decreased slightly by 0.38%. Though the Index of Labour cost group and Other expenses group have increased by 3.78% and 0.60%, the decrease of 3.29% by the Material cost group pulled down the BCC Index by 0.38% over the previous quarter. In the Material cost group, Sand, stone & other quarry products, Iron & Steel and Sanitaryware & water supply subgroups recorded a decrease of 14.65%, 1.17%, 0.24% respectively when compared with the previous quarter whereas the Bricks & Tiles, Timber & other woods, Electrical Fittings subgroups showed an increasing trend and the subgroups Cement & Lime, Ancillary materials have registered nil variation. In the Labour cost group, while the Index of Skilled labour registered an upward trend over the previous year, the Unskilled labour subgroup showed nil variation. The cost of Pressed tiles, Stone jelly, TW Frame, TW Panel door shutter, Steel window ventilator, Skilled labour – Mason I&II have showed an increase of 10.53%, 8.04%, 9.385, 18.18%, 6.25%, 11.11% over the previous quarter.

Quarter Ended: 31-12-2022
Base Year: 2011-2012=100

Sl. No.	Group	Weight	Index		% variation over previous quarter
			Current quarter 31-12-2022	Previous quarter 30.09.2022	
1.	Material Cost	59.43	188.75	195.17	-3.29
2.	Labour Cost	27.88	278.21	268.07	3.78
3.	Other Expenses	12.69	213.76	212.48	0.60
	Building Construction Cost Index	100	216.86	217.69	-0.38

The Index Number compiled for construction of LIG House of an area of 30.81 Sq.mt. (332 Sq.ft) of Tamil Nadu Housing Board.

CENTRE: DHARMAPURI

The Building Construction Cost Index of Dharmapuri Centre stood at 219.83 during the quarter ended 31-12-2022 as against 220.70 during September 2022 thereby registered a marginal decrease of 0.40%. While the Index of Labour cost group remained the same as of previous quarter, the Index of Material cost group and Other expenses group have showed a downward trend of 0.59% and 0.36% over the previous quarter. In the Material cost group, Sand, stone & other quarry products subgroup registered a decrease of 10.77% over the previous quarter whereas the subgroups Bricks & Tiles, Cement & Lime, Ancillary materials have showed an increasing trend and other 4 subgroups Timber & other woods, Iron & Steel, Electrical Fittings, Sanitaryware & water supply showed nil variation. The cost of Bricks, Cement, Readymix prime paint, cement paint have showed an increase of 8.97%, 2.44%, 3.23%, 9.38% respectively when compared with that of previous quarter 30.09.2022.

Quarter Ended: 31-12-2022

Base Year: 2011-2012=100

Sl. No.	Group	Weight	Index		% variation over previous quarter
			Current quarter 31-12-2022	Previous quarter 30.09.2022	
1.	Material Cost	62.18	211.58	212.83	-0.59
2.	Labour Cost	25.49	240.36	240.36	0.00
3.	Other Expenses	12.33	218.96	219.75	-0.36
	Building Construction Cost Index	100	219.83	220.70	-0.40

The Index Number compiled for construction of LIG House of an area of 30.81 Sq.mt. (332 Sq.ft) of Tamil Nadu Housing Board.

CENTRE: COIMBATORE

During the quarter ended December 2022, the Building Construction Cost Index of Coimbatore Centre stood at 204.85 thereby registered an increase of 1.76% when compared to the previous quarter Index of 201.31. The Material cost group and Other expenses group showed an upward trend over the respective index of previous quarter and Labour Cost group remained the same as of previous quarter. In the Material cost group, the increase recorded by Bricks & Tiles subgroup, Iron & Steel subgroup, Electrical fittings subgroup by 16.38%, 0.17%, 4.67%, 1.09% respectively raised the group index by 1.76% in spite of decrease showed by Sand, stone & other quarry products and Sanitaryware & water supply when compared with previous quarter. Bricks, Mild steel rods, Ribbed Tar steel have showed an increase of 20.0%, 9.38%, 5.51%, 8.53% respectively over that of previous quarter and contributed significantly to the raise of BCC Index.

Quarter Ended: 31-12-2022

Base Year: 2011-2012=100

Sl. No.	Group	Weight	Index		% variation over previous quarter
			Current quarter 31-12-2022	Previous quarter 30.09.2022	
1.	Material Cost	55.54	204.53	198.85	2.86
2.	Labour Cost	32.27	196.03	196.03	0.00
3.	Other Expenses	12.19	229.69	226.45	1.43
	Building Construction Cost Index	100	204.85	201.31	4.13

The Index Number compiled for construction of LIG House of an area of 30.81 Sq.mt. (332 Sq.ft) of Tamil Nadu Housing Board.

CENTRE:ERODE

During the quarter 31-12-2022, the Building Construction Cost Index of Erode Centre raised to 214.42 from 212.84 of previous quarter 30.09.2022, thereby registered an increase of 0.74%. While the Index of Material cost group showed a decrease of 0.78% when compared with the previous quarter, the Index of Labour cost group and Other expenses group have showed an upward trend of 3.96%, 0.59% respectively. In the Material cost group, only Electrical Fittings subgroup recorded an increasing trend and all other subgroups Bricks & Tiles, Sand, stone & other quarry products, Cement & Lime, Timber & other woods, Iron & Steel, Ancillary materials and Sanitaryware & water supply have showed decreasing trend of 0.51%, 0.05%, 2.02%, 0.30%, 0.11% and 0.28% when compared with the previous quarter. In the Labour cost group, the Index of Unskilled labour subgroup registered an increase of 7.61% and the Index of Skilled Labour subgroup showed a nil variation. The cost of Unskilled labour- Mazdoor Men recorded an increase of 14.29% when compared with that of previous quarter 30.09.2022 and contributed significantly for the raise of BCC Index.

Quarter Ended: 31-12-2022

Base Year: 2011-2012=100

Sl. No.	Group	Weight	Index		% variation over previous quarter
			Current quarter 31-12-2022	Previous quarter 30.09.2022	
1.	Material Cost	59.92	204.49	206.10	-0.78
2.	Labour Cost	26.96	230.64	221.85	3.96
3.	Other Expenses	13.12	226.46	225.12	0.59
	Building Construction Cost Index	100	214.42	212.84	0.74

The Index Number compiled for construction of LIG House of an area of 30.81 Sq.mt. (332 Sq.ft) of Tamil Nadu Housing Board.

CENTRE:THANJAVUR

The Building Construction Cost Index of Thanjavur Centre for the quarter ended 31-12-2022 stood at 185.10 as against 185.93 during the previous quarter 30.09.2022 thereby recorded a decrease of 0.44%. The Index of Material cost group and Other expenses group have showed a downward trend of 0.75% and 0.37% over the respective Index of previous quarter whereas the Labour cost group showed an increase of 0.03%. In the Material Cost group, though the subgroup Bricks & Tiles, Electrical fittings have showed an increase of 5.05%, 4.04% respectively, the decline of Sand, stone & other quarry products, Cement & Lime, Iron & Steel, Sanitaryware & Water Supply by 5.50%, 4.78%, 0.93%, 5.40% have pulled down the group index by 0.75% over the previous quarter. The cost of Bricks, 1.5sqmm copper cable, GI pipe 20mm hot water line have showed an increase of 6.25%, 14.29%, 22.0% respectively when compared with that of previous quarter 30.09.2022.

Quarter Ended: 31-12-2022

Base Year: 2011-2012=100

Sl. No.	Group	Weight	Index		% variation over previous quarter
			Current quarter 31-12-2022	Previous quarter 30.09.2022	
1.	Material Cost	53.87	183.00	184.39	-0.75
2.	Labour Cost	33.11	186.55	186.49	0.03
3.	Other Expenses	13.02	190.14	190.85	-0.37
	Building Construction Cost Index	100	185.10	185.93	-0.44

The Index Number compiled for construction of LIG House of an area of 30.81 Sq.mt. (332 Sq.ft) of Tamil Nadu Housing Board.

CENTRE:TIRUCHIRAPPALLI

The Building Construction Cost Index of Tiruchirappalli Centre for the quarter ended 31-12-2022 stood at 199.90 as against 203.88 during the previous quarter 30.09.2022 thereby recorded a decrease of 1.95%. The Index of Material cost group showed a downward trend of 7.01% over the previous quarter whereas the Labour cost group and Other expenses group have showed an upward trend of 7.02% and 0.49% respectively. In the Material Cost group, though the subgroups Timber & Other Woods, Iron & Steel, Ancillary Materials, Electrical Fittings, Sanitaryware & water supply showed an upward trend over the previous quarter, the decrease recorded by Sand, stone & other quarry products by 18.83% Cement & Lime by 8.58% pulled down the group index by 7.01%. In the Labour cost group both the subgroups Skilled labour and Unskilled labour have showed an increasing trend over the previous quarter. The cost of Stone jelly, Stone jelly chips, Skilled labour – Carpenter, Painter, Fitter I&II, Electrician I&II, Unskilled labour – Mazdoor Men, Mazdoor Women have showed an increasing trend over previous quarter and contributed significantly for the raise of BCC Index.

Quarter Ended: 31-12-2022
Base Year: 2011-2012=100

Sl. No.	Group	Weight	Index		% variation over previous quarter
			Current quarter 31-12-2022	Previous quarter 30.09.2022	
1.	Material Cost	53.78	203.99	219.37	-7.01
2.	Labour Cost	32.51	195.42	182.61	7.02
3.	Other Expenses	13.71	194.50	193.55	0.49
	Building Construction Cost Index	100	199.90	203.88	-1.95

The Index Number compiled for construction of LIG House of an area of 30.81 Sq.mt. (332 Sq.ft) of Tamil Nadu Housing Board.

CENTRE:PUDUKKOTTAI

The Building Construction Cost Index of Pudukkottai Centre during the quarter ended December2022 stood at 208.58 thereby registered a decrease of 0.16% when compared with the Index of previous quarter 208.93. The Material cost group and Other expenses group have registered a decrease of 1.13% and 0.14% over the respective Index of previous quarter whereas the Labour cost group recorded an increase of 1.80%. In the Material cost group, Bricks & Tiles, Sand, stone & other quarry products, Timber & other woods, Iron & Steel, Sanitaryware & Water Supply sub groups have showed an increase of 0.32%, 1.45%, 3.53%, 0.08%, 0.12% over the previous quarter whereas the subgroups Cement & Lime and Electrical Fittings have recorded a decrease of 9.64% and 0.12%. In the Labour cost group, both the subgroups Skilled labour and Unskilled labour showed an upward trend over the previous quarter. The cost of Pressed tiles, Stone jelly, Stone jelly chips, TW Fram, TW Panel door shutter, Skilled labour – Mason I&II, Painter, Unskilled labour - Mazdoor Men showed an upward trend over the previous quarter September2022.

Quarter Ended: 31-12-2022

Base Year: 2011-2012=100

Sl. No.	Group	Weight	Index		% variation over previous quarter
			Current quarter 31-12-2022	Previous quarter 30.09.2022	
1.	Material Cost	59.62	201.49	203.80	-1.13
2.	Labour Cost	27.05	224.09	220.13	1.80
3.	Other Expenses	13.33	208.84	209.13	-0.14
	Building Construction Cost Index	100	208.58	208.93	-0.16

The Index Number compiled for construction of LIG House of an area of 30.81 Sq.mt. (332 Sq.ft) of Tamil Nadu Housing Board.

CENTRE: MADURAI

During the quarter ended 31-12-2022, the Building Construction Cost Index of Madurai Centre raised to 197.83 from 197.12 of previous quarter 30.06.2022, thereby registered an increase of 0.36%. While, the index of Labour cost group and Other expenses group have recorded an upward trend over the previous quarter, the index of Material cost group decreased from that of previous quarter. In the Material cost group, though the subgroups Bricks & tiles, Timber & Other Woods, Iron & Steel, Ancillary Materials, Electrical Fittings have showed an increasing trend over the previous quarter, the subgroups Sand, stone & other quarry products and Sanitaryware & water supply decreased from that of previous quarter and pulled down the group index by 1.94%. In the Labour cost group, Unskilled labour subgroup registered an increase of 4.09% whereas the Skilled labour subgroup remained the same as of previous quarter. The cost of Bricks, Solid PVC door shutter, 1.5sqmm copper cable, Unskilled labour – Mazdoor Men and Mazdoor women have showed an increase of 1.36%, 5.36%, 2.23%, 4.30%, 3.23% and 5.26% respectively over that of previous quarter 30.09.2022 and contribute significantly for the raise of BCC Index.

Quarter Ended: 31-12-2022
Base Year: 2011-2012=100

Sl. No.	Group	Weight	Index		% variation over previous quarter
			Current quarter 31-12-2022	Previous quarter 30.09.2022	
1.	Material Cost	56.39	183.02	186.65	-1.94
2.	Labour Cost	30.79	209.26	204.88	2.14
3.	Other Expenses	12.82	235.48	224.56	4.86
	Building Construction Cost Index	100	197.83	197.12	0.36

The Index Number compiled for construction of LIG House of an area of 30.81 Sq.mt. (332 Sq.ft) of Tamil Nadu Housing Board.

CENTRE :VIRUDHUNAGAR

The Building Construction Cost Index of Virudhunagar Centre for the quarter ended December2022 stood at 205.92 as against 206.86 of the previous quarter September2022 thereby registered a decrease of 0.46%. The index of Labour cost group showed an upward trend over the previous quarter, whereas the index of Material cost group and Other expenses group decreased from that of previous quarter. In the Material cost group, the decrease recorded by the subgroups Sand, stone & other quarry products, Cement & Lime, Electrical Fittings, Sanitaryware & water supply have decreased the group index by 0.99% over the previous quarter inspite of increase showed by Iron & Steel, Ancillary Materials and nil variation by Bricks & Tiles, Timber & other woods. In the Labour cost group, Skilled labour subgroup recorded an increase of 1,06% and Unskilled labour subgroup remained the same as of previous quarter. The cost of Stone jelly chips, Steel window ventilator, Cement paint, Skilled labour- Fitter I&II, Electrician I&II have showed an increase of 4.32%, 4.35%, 3.45%, 14.29%, 7.69% respectively when compared with that of previous quarter September2022.

Quarter Ended: 31-12-2022
Base Year: 2011-2012=100

Sl. No.	Group	Weight	Index		% variation over previous quarter
			Current quarter 31-12-2022	Previous quarter 30.09.2022	
1.	Material Cost	56.23	206.75	208.81	-0.99
2.	Labour Cost	30.90	206.07	205.02	0.51
3.	Other Expenses	12.87	201.94	202.76	-0.40
	Building Construction Cost Index	100	205.92	206.86	-0.46

The Index Number compiled for construction of LIG House of an area of 30.81 Sq.mt. (332 Sq.ft) of Tamil Nadu Housing Board.

CENTRE:PALAYAMKOTTAI

During the quarter ended 31-12-2022, the Building Construction Cost Index of Palayamkottai Centre has decreased to 187.45 from 191.58 of the previous quarter 30-09-2022 thereby recorded a decrease of 2.16%. The Material cost group and Other expenses group have showed a decrease of 3.57% and 1.95% over the respective Index of previous quarter while the Labour cost group Index recorded a nil variation. In the Material cost group, though the subgroups Bricks & Tiles, Timber & Other Woods, Iron & Steel, Ancillary Materials, Electrical Fittings and Sanitaryware & Water Supply have showed an increasing trend, the decrease registered by Sand, stone & other quarry products, Cement & Lime subgroups have pulled down the group index by 3.57%. The cost of TW Panel door shutter, Mild steel rods, Ribbed tar steel, 1.5sqmm copper cable, HDPE Cylindrical have showed an increase of 4.22%, 1.35%, 3.90%, 3.45%, 4.00%, 3.23% respectively when compared with that of previous quarter 30-09-2022.

Quarter Ended: 31-12-2022
Base Year: 2011-2012=100

Sl. No.	Group	Weight	Index		% variation over previous quarter
			Current quarter 31-12-2022	Previous quarter 30.09.2022	
1.	Material Cost	57.32	173.26	179.66	-3.57
2.	Labour Cost	29.82	218.12	218.12	0.00
3.	Other Expenses	12.86	179.61	183.18	-1.95
	Building Construction Cost Index	100	187.45	191.58	-2.16

The Index Number compiled for construction of LIG House of an area of 30.81 Sq.mt. (332 Sq.ft) of Tamil Nadu Housing Board.

CENTRE:NAGERCOIL

The Building Construction Cost Index of Nagercoil Centre for the quarter ended December2022 stood at 191.25 as against 189.44 of the previous quarter September2022 thereby showed an increase of 0.96%. The Material cost group and Other expenses group have registered an upward trend of 1.71% and 0.74% over the respective Index of previous quarter while the Labour cost group showed nil variation. In the Material cost group, the subgroups Bricks & Tiles, Sand, stone & other quarry products, Cement & Lime, Ancillary materials, Electrical Fittings and Sanitaryware & Water Supply have showed an upward trend of 2.22%, 0.80% and 5.10%, 0.32%, 0.15% and 2.73% respectively and raised the group index by 1.71% over the previous quarter. The cost of Bricks, Stone jelly, Stone jelly chips, Cement, 20mm GI pipe have showed an increase of 2.53%, 6.0%, 6.0%, 5.26%, when compared with that of previous quarter and contributed significantly to raise the BCC Index.

Quarter Ended: 31-12-2022
Base Year: 2011-2012=100

Sl. No.	Group	Weight	Index		% variation over previous quarter
			Current quarter 31-12-2022	Previous quarter 30.09.2022	
1.	Material Cost	50.42	189.62	186.43	1.71
2.	Labour Cost	35.62	192.16	192.16	0.00
3.	Other Expenses	13.96	194.81	193.37	0.74
	Building Construction Cost Index	100	191.25	189.44	0.96

The Index Number compiled for construction of LIG House of an area of 30.81 Sq.mt. (332 Sq.ft) of Tamil Nadu Housing Board.

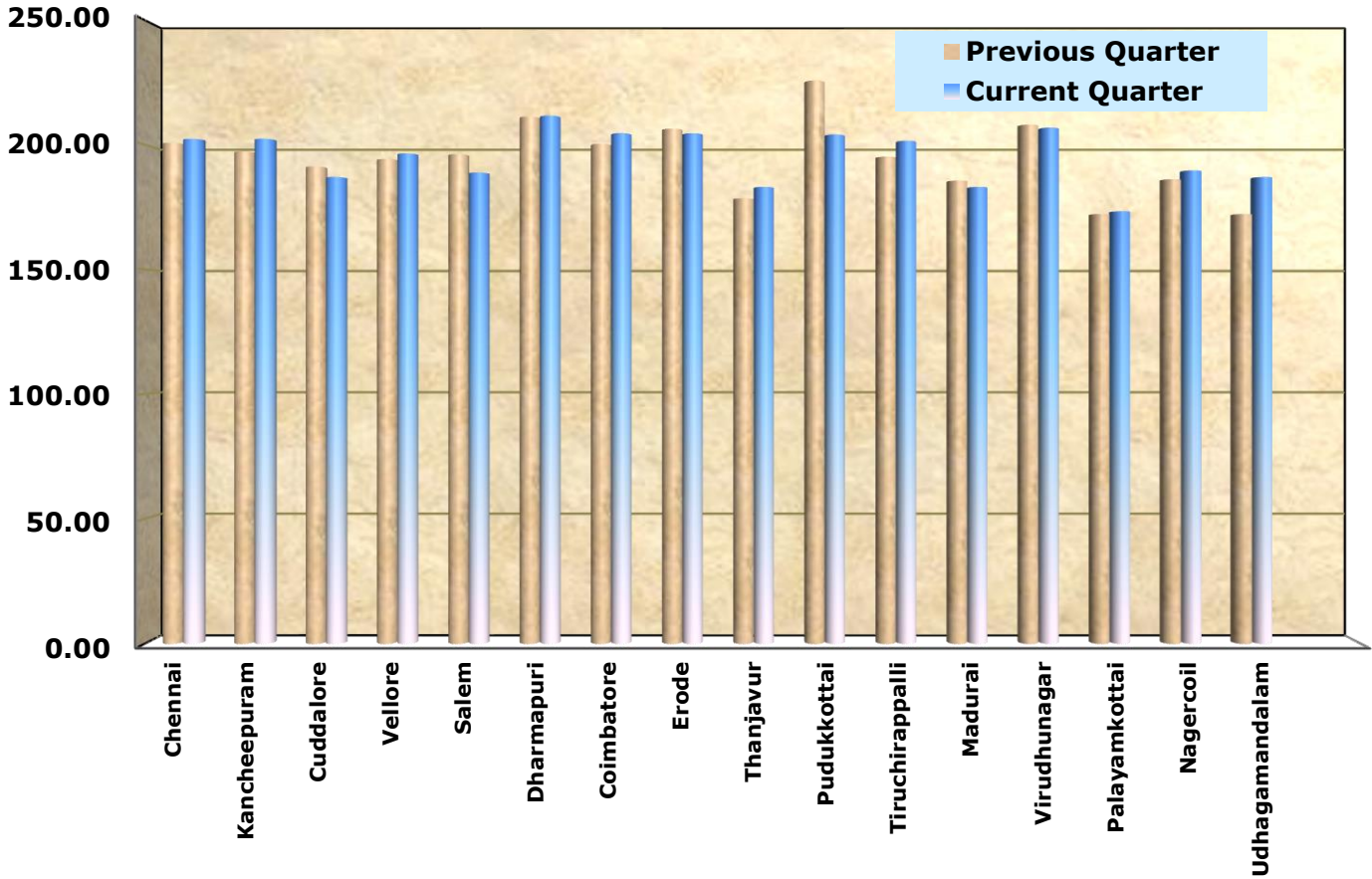
CENTRE: UDHAGAMANDALAM

During the quarter ended December2022, the Building Construction Cost Index of Udhagamandalam Centre stood at 201.78 thereby registered an increase of 4.62% when compared with the previous quarter Index of 192,87. The Index of Material cost group and Other expenses group have registered an upward trend over the respective Index of previous quarter and the Labour cost group showed nil variation. In the Material cost group, Bricks & Tiles, Timber & other woods, Iron & Steel, Ancillary materials and Sanitaryware & water supply subgroups showed an upward trend over the previous quarter. The cost of Bricks, TW Panel door, have recorded an increase of 14.29%, 50.32%, 25.00% and 7.14% respectively when compared with that of previous quarter and contributed significantly to the increase of BCC Index during the quarter December2022.

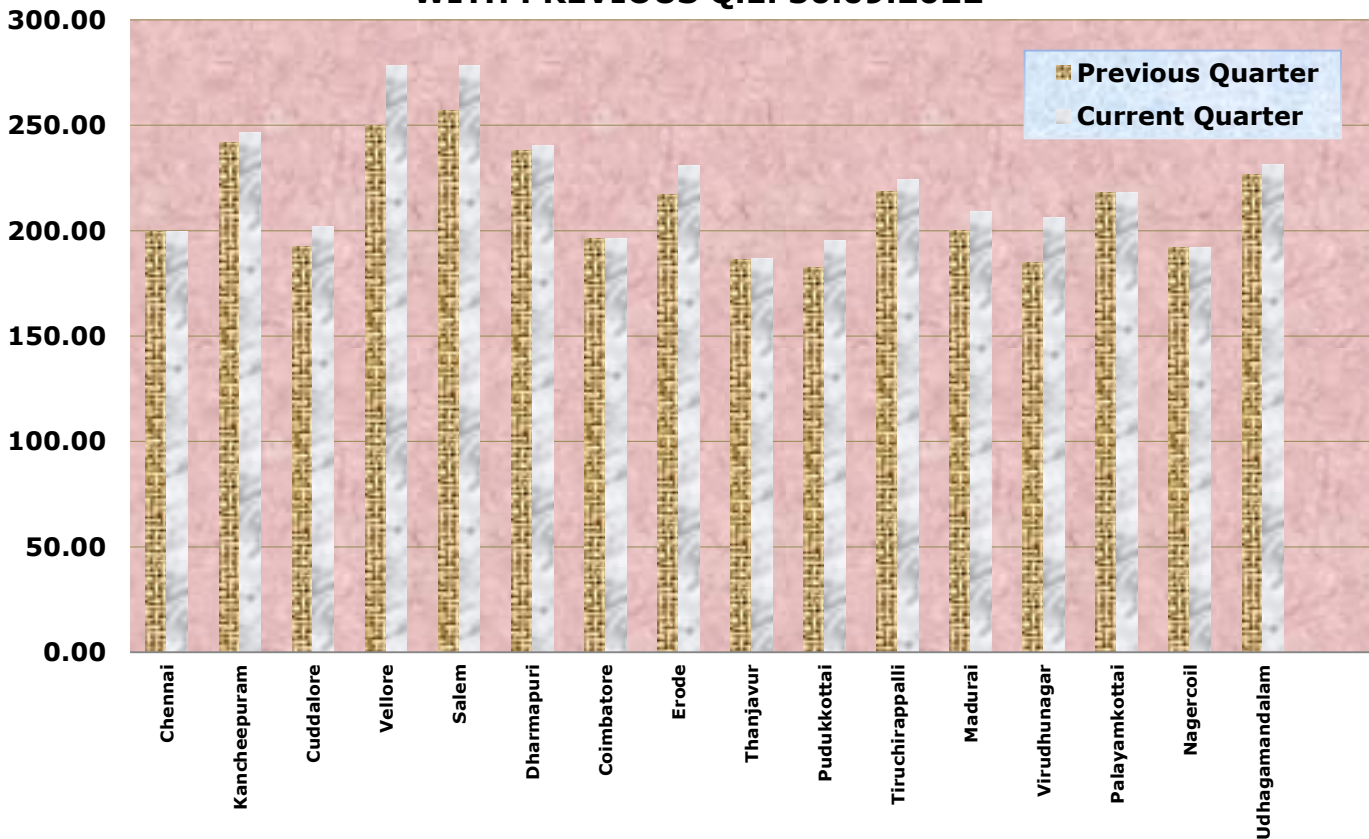
Quarter Ended: 31.12.2022
Base Year: 2011-2012=100

Sl. No.	Group	Weight	Index		% variation over previous quarter
			Current quarter 31-12-2022	Previous quarter 30.09.2022	
1.	Material Cost	57.29	186.99	173.17	7.98
2.	Labour Cost	29.43	231.53	231.53	0.00
3.	Other Expenses	13.29	199.67	192.21	3.88
	Building Construction Cost Index	100	201.78	192.87	4.62

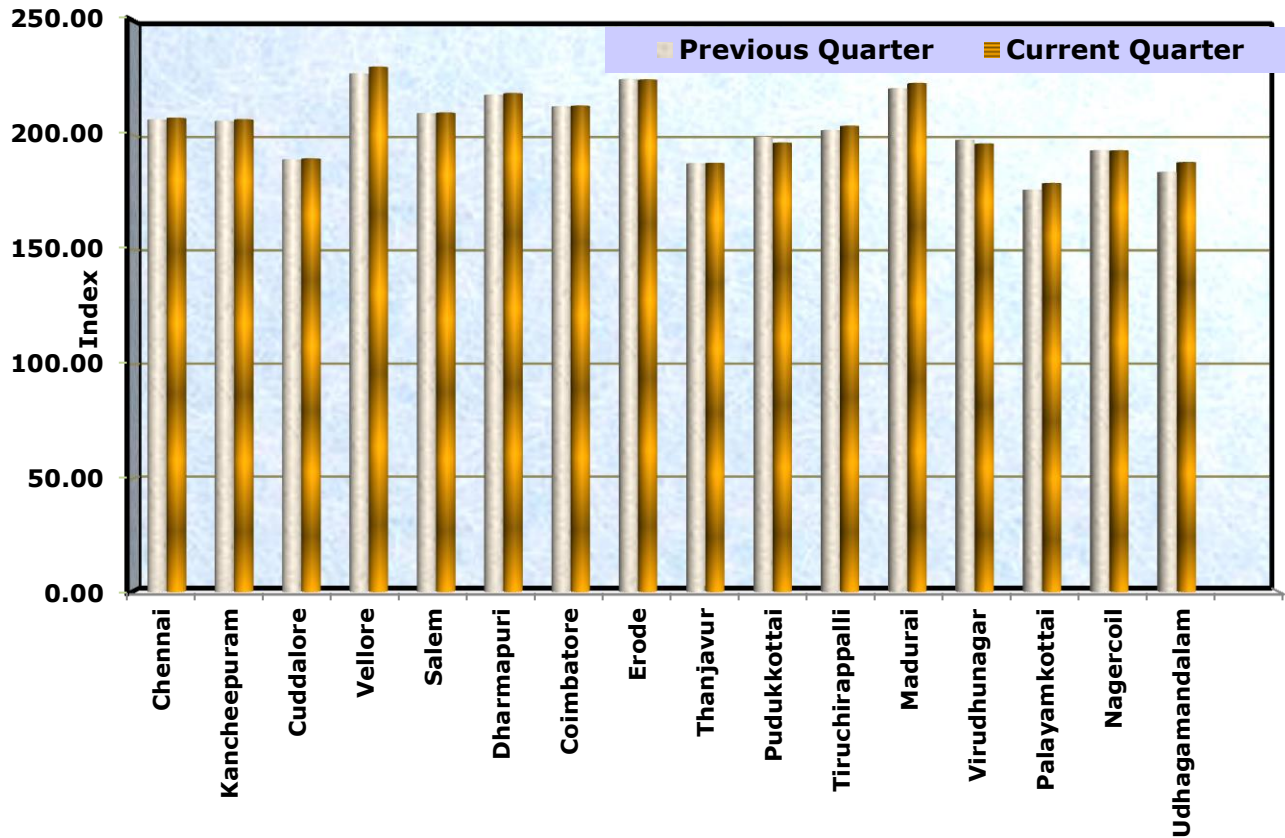
COMPARISON OF MATERIAL COST FOR THE Q.E. 31.12.2022 WITH PREVIOUS Q.E. 30.09.2022



COMPARISON OF LABOUR COST FOR THE Q.E. 31.12.2022 WITH PREVIOUS Q.E. 30.09.2022



COMPARISON OF OTHER COST FOR THE Q.E. 31.12.2022 WITH PREVIOUS Q.E. 30.09.2022



COMPARISON OF BCCI FOR THE Q.E. 30.12.2022 WITH PREVIOUS Q.E. 30.09.2022

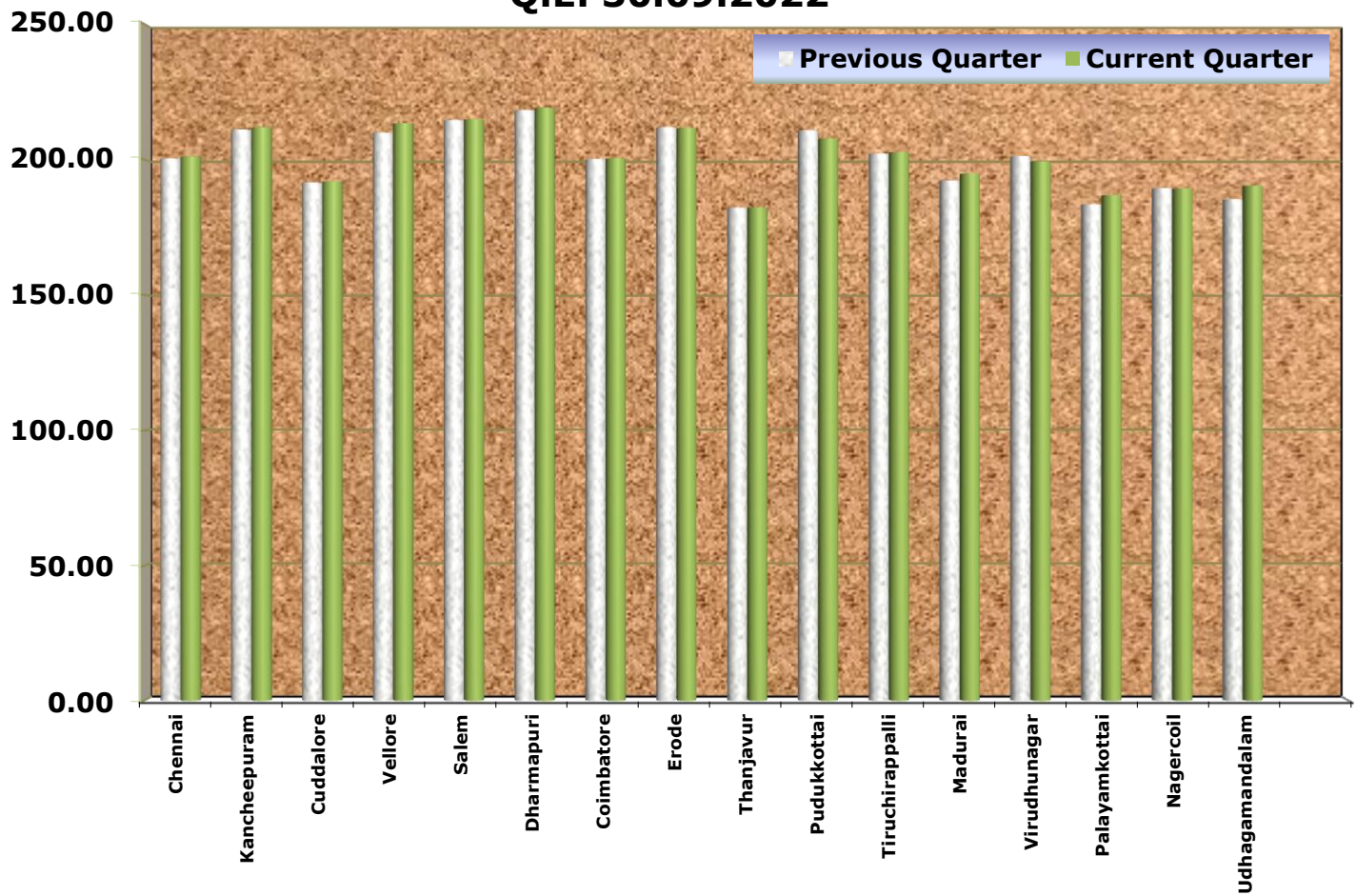


TABLE - 1A
BUILDING CONSTRUCTION COST INDEX
Item-wise Cost relative

Quarter : December 2022
(Base year:2011-12=100)

Centre : Chennai

Sl. No.	Item	Specification	Unit	Weight	COST RELATIVE			% Variation	
					Current Quarter Dec 2022	Previous Quarter Sep 2022	Corresponding Qtr. of prev. year Dec 2021	Previous Quarter Sep 2022	Corresponding Qtr. of prev. year Dec 2021
I. Material cost									
1.Bricks and Tiles									
1	Bricks	9"x4.5"x2.25"	1000 Nos.	18.07	178.29	178.29	155.04	0.00	15.00
2	Brick Jelly	20mm	cu.m	0.73	215.42	215.42	174.29	0.00	23.60
3	Pressed Tiles	9"x9"	1000 Nos.	1.30	211.76	211.76	188.24	0.00	12.50
4	Glazes tiles	9"x9"	1 No.	0.10	407.52	407.52	391.85	0.00	4.00
5	Ceramic tiles	9"x9"	1 No.	0.74	280.11	280.11	266.11	0.00	5.26
2.Sand stone and other Quarry Products									
6	Sand for mortar	River	cu.m	4.44	426.66	426.66	426.66	0.00	0.00
7	Stone Jelly (HBSJ)	40mm	cu.m	4.28	222.18	222.18	192.50	0.00	15.41
8	Stone Jelly (HBSJ)	20mm	cu.m	0.37	222.35	222.35	174.08	0.00	27.73
9	Stone Jelly Chips (HBSJ)	10mm	cu.m	1.50	255.69	255.69	162.74	0.00	57.12
10	Rough stone		cu.m	0.40	156.09	156.09	152.66	0.00	2.25
11	Bond stone		cu.m	0.55	162.60	162.60	160.60	0.00	1.25
3.Cement and Lime									
12	Cement		M.T	11.02	135.02	138.40	135.02	-2.44	0.00
13	Lime stone		cu.m	0.22	274.55	274.55	274.55	0.00	0.00
4.Timber and other wood									
14	TW Frame		sq.m	1.23	285.71	285.71	277.19	0.00	3.08
15	TW Panel door shutter		sq.m	0.54	153.45	153.45	159.66	0.00	-3.89
16	Solid PVC door shutter		sq.m	0.30	226.74	226.74	209.30	0.00	8.33
5.Iron and Steel									
17	Mild Steel Rods	10mm	MT	1.20	175.45	175.45	138.33	0.00	26.83
18	Ribbed Tar Steel (RTS)	8mm	MT	1.97	173.17	173.17	138.44	0.00	25.09
19	Binding Wire		Kq	0.40	175.34	175.34	155.25	0.00	12.94
20	Door catch		No.	0.03	121.67	121.67	121.67	0.00	0.00
21	Hold fast		No.	0.03	120.00	120.00	120.00	0.00	0.00
22	Tower bolt receiver		No.	0.03	224.00	224.00	272.00	0.00	-17.65
23	Steel window ventilator		Kq	1.12	226.09	226.09	208.70	0.00	8.33
6.Ancillary Materials									
24	Ready mix Prime paint		Ltr	0.09	162.09	162.09	162.09	0.00	0.00
25	Ready mix Synthetic Enamel paint		Ltr	0.05	185.11	185.11	185.11	0.00	0.00
26	Cement paint		Ka	1.73	130.43	130.43	130.43	0.00	0.00
27	Matt paint		Ltr	0.08	125.00	125.00	125.00	0.00	0.00
7. Electrical Fittings									
28	1.5sqmm copper cable		100 meter	0.33	215.57	191.62	179.64	12.50	20.00
29	PVC Pipe	20mm	1metre	0.16	395.26	418.97	461.13	-5.66	-14.29
30	PVC bend		No.	0.07	276.68	276.68	276.68	0.00	0.00
31	PVC tee		No.	0.04	235.29	235.29	235.29	0.00	0.00
32	5amps 5 pin at switch board itself		No.	0.00	295.08	262.30	245.90	12.50	20.00
33	5amps 5 pin non interlocking switch		No.	0.01	233.77	207.79	207.79	12.50	12.50
34	Ceiling Rose		No.	0.02	282.29	282.29	211.71	0.00	33.33
35	Bakelite pattern Holder		No.	0.02	160.92	137.93	137.93	16.67	16.67
36	Bulk Head Fittings		No.	0.01	350.00	300.00	270.00	16.67	29.63
37	8 SWG GI wire		kq	0.03	187.22	176.21	176.21	6.25	6.25
38	32 amps 500V fuse unit		No.	0.01	174.42	139.53	151.16	25.00	15.38
39	Junction box		No.	0.03	266.67	333.33	433.33	-20.00	-38.46
40	Jointbox		No.	0.01	159.57	159.57	319.15	0.00	-50.00
41	Hylem sheet		No.	0.01	150.97	150.97	139.35	0.00	8.33
42	Flush type switch		No.	0.04	229.51	275.41	295.08	-16.67	-22.22
43	11wCFL bulb	11w	No.	0.01	123.46	148.15	160.49	-16.67	-23.08
44	Calling bell		No.	0.01	213.33	200.00	200.00	6.67	6.67
45	25amps single phase ELCB		No.	0.22	113.56	113.56	113.56	0.00	0.00
46	25mm GI pipe line	25mm	1 metre	0.05	246.15	246.15	176.92	0.00	39.13
47	GI Pipe 20mm(Earth pit)	20mm	1 metre	0.02	170.94	170.94	185.19	0.00	-7.69
48	40mm dia GI pipe	40mm	1 metre	0.01	225.07	225.07	221.71	0.00	1.52
49	15mm GI Pipe	15mm	1 metre	0.01	305.69	305.69	305.69	0.00	0.00
50	GI reducers		No.	0.00	170.91	170.91	170.91	0.00	0.00
8.Sanitary & Water Supply									
51	Indian Water Closet		No.	0.05	200.00	200.00	200.00	0.00	0.00
52	S.W.Gully Trap	6"x4"	No.	0.02	212.86	212.86	208.43	0.00	2.13
53	S.W.Bend	4"	No.	0.01	253.39	253.39	244.34	0.00	3.70
54	GI Pipe 20mm dia Hotwater line	20mm	1 metre	0.06	325.00	325.00	325.00	0.00	0.00
55	Stone ware pipe 100mm	100mm	1 metre	0.15	432.99	432.99	432.99	0.00	0.00
56	PVC 32mm dia	32mm	1 metre	0.14	189.16	189.16	178.65	0.00	5.88
57	PVC 20mm dia	20mm	1 metre	0.02	373.73	373.73	240.26	0.00	55.56
58	PVC rain water down fall 110mm	110mm	1 metre	0.27	170.07	170.07	163.27	0.00	4.17
59	HDPE Cylindrical		No.	0.45	200.00	200.00	195.38	0.00	2.36
II.Labour cost									
1. Skilled Labour									
60	Mason I & II (Brick Layer I & II Class)		No.	12.12	172.73	172.73	172.73	0.00	0.00
61	Carpenter		No.	1.12	211.11	211.11	211.11	0.00	0.00
62	Painter		No.	1.39	212.50	212.50	212.50	0.00	0.00
63	Fitter I & II		No.	0.70	237.50	237.50	237.50	0.00	0.00
64	Plumber		No.	0.11	237.50	237.50	237.50	0.00	0.00
65	Electrician Gr. I & II		No.	0.46	225.00	225.00	225.00	0.00	0.00
2.Unskilled Labour									
66	Mazdoor-men		No.	8.35	187.50	187.50	187.50	0.00	0.00
67	Mazdoor-Women		No.	8.43	231.11	231.11	231.11	0.00	0.00
68	Helper		No.	0.26	507.94	507.94	444.44	0.00	14.29
III.Other expenses									
69	Mixing Charges per mortar		cu.m	0.75	233.33	233.33	233.33	0.00	0.00
70	E.B.Connection charges		No.	0.38	341.59	341.59	313.04	0.00	9.12
71	Contingencies	2.5%		2.22	202.07	202.47	191.23	-0.20	5.67
72	Supervision charges	10%		8.89	202.07	202.47	191.23	-0.20	5.67
				100.00					

TABLE - 1

BUILDING CONSTRUCTION COST INDEX

CENTRE : CHENNAI

QUARTER : DECEMBER 2022

(BASE YEAR:2011-12=100)

Sl. No.	ITEM	Weight	INDEX			% Variation	
			Current Quarter Dec 2022	Previous Quarter Sep 2022	Corresponding Qtr. of prev. year Dec 2021	Previous Quarter Sep 2022	Corresponding Qtr. of prev. year Dec 2021
I	<u>MATERIAL COST</u>						
1	BRICKS & TILES	20.93	186.29	186.29	162.75	0.00	14.46
2	SAND, STONE & OTHER QUARRY PRODUCTS	11.55	300.06	300.06	275.23	0.00	9.02
3	CEMENT & LIME	11.24	137.78	141.08	137.78	-2.35	0.00
4	TIMBER & OTHER WOODS	2.08	242.55	242.55	236.56	0.00	2.53
5	IRON & STEEL	4.78	185.82	185.82	156.69	0.00	18.59
6	ANCILLIARY MATERIALS	1.96	133.10	133.10	133.10	0.00	0.00
7	ELECTRICAL FITTINGS	1.13	227.24	225.85	229.82	0.62	-1.12
8	SANITARY WARE & WATER SUPPLY	1.15	230.56	230.56	223.98	0.00	2.94
II	<u>LABOUR COST</u>						
1	SKILLED LABOUR	15.90	183.71	183.71	183.71	0.00	0.00
2	UNSKILLED LABOUR	17.04	214.03	214.03	213.05	0.00	0.46
III	<u>OTHER EXPENSES</u>						
1	MIXING CHARGES	0.75	233.33	233.33	233.33	0.00	0.00
2	E.B.SERVICE CONNECTION CHARGES	0.38	341.59	341.59	313.04	0.00	9.12
3	CONTINGENCIES	2.22	202.07	202.47	191.23	-0.20	5.67
4	SUPERVISION CHARGES	8.89	202.07	202.47	191.23	-0.20	5.67
I	<i>MATERIAL COST</i>	54.82	202.28	202.93	185.21	-0.32	9.22
II	<i>LABOUR COST</i>	32.94	199.40	199.40	198.89	0.00	0.26
III	<i>OTHER EXPENSES</i>	12.24	208.31	208.67	197.58	-0.17	5.43
	BUILDING CONSTRUCTION COST INDEX	100	202.07	202.47	191.23	-0.20	5.67

TABLE - 2A
BUILDING CONSTRUCTION COST INDEX
Item-wise Cost relative

Centre : Kancheepuram

Quarter : December 2022
(Base year:2011-12=100)

Sl. No.	Item	Specification	Unit	Weight	COST RELATIVE			% Variation	
					Current Quarter Dec 2022	Previous Quarter Sep 2022	Corresponding Qtr. of prev. year Dec 2021	Previous Quarter Sep 2022	Corresponding Qtr. of prev. year Dec 2021
I. Material cost									
1.Bricks and Tiles Products									
1	Bricks	9"x4.5"x2.25"	1000 Nos.	15.52	193.55	189.25	182.80	2.27	5.88
2	Brick Jelly	20mm	cu.m	0.61	220.63	220.63	198.75	0.00	11.01
3	Pressed Tiles	9"x9"	1000 Nos.	1.73	167.54	167.54	167.54	0.00	0.00
4	Glazes tiles	9"x9"	1 No.	0.15	476.19	416.67	380.95	14.29	25.00
5	Ceramic tiles	9"x9"	1 No.	0.86	321.43	357.14	357.14	-10.00	-10.00
2.Sand stone and other Quarry Products									
6	Sand for mortar	River	cu.m	3.57	504.63	504.63	504.63	0.00	0.00
7	Stone Jelly (HBSJ)	40mm	cu.m	4.24	142.32	142.32	155.67	0.00	-8.58
8	Stone Jelly (HBSJ)	20mm	cu.m	0.40	128.05	128.05	140.06	0.00	-8.58
9	Stone Jelly Chips (HBSJ)	10mm	cu.m	1.64	161.95	161.95	177.14	0.00	-8.58
10	Rough stone		cu.m	0.48	260.42	260.42	243.06	0.00	7.14
11	Bond stone		cu.m	0.00	0.00	0.00	0.00	0.00	0.00
3.Cement and Lime									
12	Cement		M.T	13.32	149.78	149.78	139.80	0.00	7.14
13	Lime stone		cu.m	0.26	274.54	274.54	245.50	0.00	11.83
4.Timber and other wood									
14	TW Frame		sq.m	1.67	281.53	270.27	270.27	4.17	4.17
15	TW Panel door shutter		sq.m	0.76	285.71	285.71	264.29	0.00	8.11
16	Solid PVC door shutter		sq.m	0.68	125.00	125.00	114.06	0.00	9.59
5.Iron and Steel									
17	Mild Steel Rods	10mm	MT	1.51	146.05	152.59	127.52	-4.29	14.53
18	Ribbed Tar Steel (RTS)	8mm	MT	2.46	148.39	154.84	129.03	-4.17	15.00
19	Binding Wire		Kg	0.54	194.33	178.14	129.55	9.09	50.00
20	Door catch		No.	0.03	179.78	179.78	134.83	0.00	33.33
21	Hold fast		No.	0.07	242.42	242.42	181.82	0.00	33.33
22	Tower bolt receiver		No.	0.02	545.45	545.45	545.45	0.00	0.00
23	Steel window ventilator		Kq	1.33	208.70	208.70	191.30	0.00	9.09
6.Ancillary Materials									
24	Ready mix Prime paint		Ltr	0.11	175.44	160.40	160.40	9.38	9.38
25	Ready mix Synthetic Enamel paint		Ltr	0.07	149.47	156.58	142.35	-4.55	5.00
26	Cement paint		Kq	2.06	217.39	217.39	195.65	0.00	11.11
27	Matt paint		Ltr	0.11	204.08	210.88	204.08	-3.23	0.00
7.Electrical Fittings									
28	1.5sqmm copper cable		100 meter	0.59	150.79	146.83	154.76	2.70	-2.56
29	PVC Pipe	20mm	1metre	0.08	600.00	400.00	440.00	50.00	36.36
30	PVC bend		No.	0.04	476.19	476.19	476.19	0.00	0.00
31	PVC tee		No.	0.02	326.53	326.53	326.53	0.00	0.00
32	5amps 5 pin at switch board itself		No.	0.00	114.29	114.29	114.29	0.00	0.00
33	5amps 5 pin non interlocking switch		No.	0.01	250.00	250.00	250.00	0.00	0.00
34	Ceiling Rose		No.	0.02	216.61	216.61	231.05	0.00	-6.25
35	Bakelite pattern Holder		No.	0.03	160.92	160.92	160.92	0.00	0.00
36	Bulk Head Fittings		No.	0.02	177.22	177.22	177.22	0.00	0.00
37	8 SWG GI wire		kq	0.05	162.71	162.71	176.27	0.00	-7.69
38	32 amps 500V fuse unit		No.	0.01	200.00	200.00	200.00	0.00	0.00
39	Junction box		No.	0.03	200.00	200.00	200.00	0.00	0.00
40	Jointbox		No.	0.02	159.57	159.57	170.21	0.00	-6.25
41	Hylem sheet		No.	0.01	149.80	149.80	149.80	0.00	0.00
42	Flush type switch		No.	0.04	250.00	250.00	250.00	0.00	0.00
43	11wCFL bulb	11w	No.	0.01	111.11	133.33	133.33	-16.67	-16.67
44	Calling bell		No.	0.01	213.33	213.33	213.33	0.00	0.00
45	25amps single phase ELCB		No.	0.15	222.22	216.67	216.67	2.56	2.56
46	25mm GI pipe line	25mm	1 metre	0.06	274.51	235.29	258.82	16.67	6.06
47	GI Pipe 20mm(Earth pit)	20mm	1 metre	0.02	155.17	155.17	155.17	0.00	0.00
48	40mm dia GI pipe	40mm	1 metre	0.01	272.11	258.50	265.31	5.26	2.56
49	15mm GI Pipe	15mm	1 metre	0.01	317.46	285.71	285.71	11.11	11.11
50	GI reducers		No.	0.00	192.31	192.31	192.31	0.00	0.00
8.Sanitary & Water Supply									
51	Indian Water Closet		No.	0.10	135.59	144.07	135.59	-5.88	0.00
52	S.W.Gully Trap	6"x4"	No.	0.03	132.48	132.48	132.48	0.00	0.00
53	S.W.Bend	4"	No.	0.02	204.65	204.65	204.65	0.00	0.00
54	GI Pipe 20mm dia Hotwater line	20mm	1 metre	0.14	178.57	178.57	178.57	0.00	0.00
55	Stone ware pipe 100mm	100mm	1 metre	0.27	157.38	131.15	131.15	20.00	20.00
56	PVC 32mm dia	32mm	1 metre	0.16	255.32	212.77	255.32	20.00	0.00
57	PVC 20mm dia	20mm	1 metre	0.02	432.43	378.38	324.32	14.29	33.33
58	PVC rain water down fall 110mm	110mm	1 metre	0.32	190.48	190.48	204.08	0.00	-6.67
59	HDPE Cylindrical		No.	0.54	200.00	200.00	169.23	0.00	18.18
II.Labour cost									
1. Skilled Labour									
Mason I & II (Brick Layer I & II Class)									
60	Carpenter		No.	10.83	218.18	218.18	193.94	0.00	12.50
61	Painter		No.	1.22	218.18	218.18	193.94	0.00	12.50
62	Fitter I & II		No.	1.50	220.69	220.69	193.10	0.00	14.29
63	Plumber		No.	0.83	212.50	212.50	175.00	0.00	21.43
64	Electrician Gr I & II		No.	0.13	206.06	206.06	193.94	0.00	6.25
65	Electrician Gr I & II		No.	0.48	242.86	242.86	228.57	0.00	6.25
2.Unskilled Labour									
66	Mazdoor-men		No.	7.49	248.96	232.37	232.37	7.14	7.14
67	Mazdoor-Women		No.	7.37	290.91	290.91	290.91	0.00	0.00
68	Helper		No.	0.31	457.52	392.16	392.16	16.67	16.67
III.Other expenses									
69	Mixing Charges per mortar		cu.m	1.07	166.67	166.67	166.67	0.00	0.00
70	E.B.Connection charges		No.	0.63	185.62	185.62	159.51	0.00	16.37
71	Contingencies	2.5%		2.22	216.69	214.14	204.91	1.19	5.75
72	Supervision charges	10%		8.89	216.69	214.14	204.91	1.19	5.75
				100.00					

TABLE - 2
BUILDING CONSTRUCTION COST INDEX

CENTRE : KANCHEEPURAM

QUARTER : DECEMBER 2022
(BASE YEAR:2011-12=100)

Sl. No.	ITEM	Weight	INDEX			% Variation	
			Current Quarter Dec 2022	Previous Quarter Sep 2022	Corresponding Qtr. of prev. year Dec 2021	Previous Quarter Sep 2022	Corresponding Qtr. of prev. year Dec 2021
I	<u>MATERIAL COST</u>						
1	BRICKS & TILES	18.87	200.10	197.72	191.42	1.21	4.53
2	SAND, STONE & OTHER QUARRY PRODUCTS	10.33	275.33	275.33	282.90	0.00	-2.68
3	CEMENT & LIME	13.58	152.21	152.21	139.91	0.00	8.79
4	TIMBER & OTHER WOODS	3.11	248.52	242.47	234.84	2.50	5.83
5	IRON & STEEL	5.95	168.03	170.90	144.73	-1.68	16.10
6	ANCILLIARY MATERIALS	2.35	212.79	212.57	192.79	0.10	10.37
7	ELECTRICAL FITTINGS	1.25	217.64	200.58	208.95	8.51	4.16
8	SANITARY WARE & WATER SUPPLY	1.60	191.86	183.03	178.55	4.82	7.45
II	<u>LABOUR COST</u>						
1	SKILLED LABOUR	15.00	218.80	218.80	193.91	0.00	12.83
2	UNSKILLED LABOUR	15.16	273.54	264.02	264.02	3.60	3.60
III	<u>OTHER EXPENSES</u>						
1	MIXING CHARGES	1.07	166.67	166.67	166.67	0.00	0.00
2	E.B.SERVICE CONNECTION CHARGES	0.63	185.62	185.62	159.51	0.00	16.37
3	CONTINGENCIES	2.22	216.69	214.14	204.91	1.19	5.75
4	SUPERVISION CHARGES	8.89	216.69	214.14	204.91	1.19	5.75
I	<i>MATERIAL COST</i>	57.04	202.30	200.85	193.30	0.72	4.65
II	<i>LABOUR COST</i>	30.16	246.32	241.53	229.16	1.98	7.49
III	<i>OTHER EXPENSES</i>	12.80	211.00	208.79	199.51	1.06	5.76
	BUILDING CONSTRUCTION COST INDEX	100	216.69	214.14	204.91	1.19	5.75

TABLE - 3A
BUILDING CONSTRUCTION COST INDEX
Item-wise Cost relative

Quarter : December 2022
(Base year:2011-12=100)

Centre : Cuddalore

Sl. No.	Item	Specification	Unit	Weight	COST RELATIVE			% Variation	
					Current Quarter Dec 2022	Previous Quarter Sep 2022	Corresponding Qtr. of prev. year Dec 2021	Previous Quarter Sep 2022	Corresponding Qtr. of prev. year Dec 2021
I. Material cost									
1.Bricks and Tiles Products									
1	Bricks	9"x4.5"x2.25"	1000 Nos.	13.72	187.50	181.82	159.09	3.13	17.86
2	Brick Jelly	20mm	cu.m	0.42	137.39	131.47	125.55	4.50	9.43
3	Pressed Tiles	9"x9"	1000 Nos.	2.29	170.37	170.37	162.96	0.00	4.55
4	Glazes tiles	9"x9"	1 No.	0.13	437.50	437.50	437.50	0.00	0.00
5	Ceramic tiles	9"x9"	1 No.	0.80	178.57	171.43	157.14	4.17	13.64
2.Sand stone and other Quarry Products									
6	Sand for mortar	River	cu.m	3.97	415.72	465.60	465.60	-10.71	-10.71
7	Stone Jelly (HBSJ)	40mm	cu.m	3.46	137.66	132.61	132.61	3.81	3.81
8	Stone Jelly (HBSJ)	20mm	cu.m	0.36	117.88	113.71	160.91	3.67	-26.74
9	Stone Jelly Chips (HBSJ)	10mm	cu.m	1.09	150.20	143.12	143.12	4.95	4.95
10	Rough stone		cu.m	0.44	156.25	156.25	154.51	0.00	1.12
11	Bond stone		cu.m	0.57	174.92	174.92	174.10	0.00	0.47
3.Cement and Lime									
12	Cement		M.T	13.04	126.98	139.68	136.51	-9.09	-6.98
13	Lime stone		cu.m	0.12	329.82	328.42	313.96	0.43	5.05
4.Timber and other wood									
14	TW Frame		sq.m	1.41	300.00	300.00	300.00	0.00	0.00
15	TW Panel door shutter		sq.m	0.92	205.56	205.56	200.00	0.00	2.78
16	Solid PVC door shutter		sq.m	0.58	160.68	160.68	150.43	0.00	6.82
5.Iron and Steel									
17	Mild Steel Rods	10mm	MT	1.30	155.95	177.38	180.95	-12.08	-13.82
18	Ribbed Tar Steel (RTS)	8mm	MT	2.12	155.81	177.91	180.23	-12.42	-13.55
19	Binding Wire		Kg	0.57	137.59	134.75	134.75	2.11	2.11
20	Door catch		No.	0.02	142.86	142.86	142.86	0.00	0.00
21	Hold fast		No.	0.12	230.77	230.77	230.77	0.00	0.00
22	Tower bolt receiver		No.	0.03	342.86	342.86	342.86	0.00	0.00
23	Steel window ventilator		Kg	1.24	208.70	208.70	191.30	0.00	9.09
6.Ancillary Materials									
24	Ready mix Prime paint		Ltr	0.11	175.00	175.00	150.00	0.00	16.67
25	Ready mix Synthetic Enamel paint		Ltr	0.06	173.58	173.58	150.94	0.00	15.00
26	Cement paint		Kg	1.84	136.36	136.36	125.00	0.00	9.09
27	Matt paint		Ltr	0.15	136.36	136.36	125.00	0.00	9.09
7.Electrical Fittings									
28	1.5sqmm copper cable		100 meter	0.36	245.02	245.02	238.90	0.00	2.56
29	PVC Pipe	20mm	1metre	0.15	620.00	600.00	600.00	3.33	3.33
30	PVC bend		No.	0.03	761.90	742.86	723.81	2.56	5.26
31	PVC tee		No.	0.02	460.32	444.44	444.44	3.57	3.57
32	5amps 5 pin at switch board itself		No.	0.01	100.00	110.00	110.00	-9.09	-9.09
33	5amps 5 pin non interlocking switch		No.	0.01	166.67	166.67	166.67	0.00	0.00
34	Ceiling Rose		No.	0.02	232.00	223.33	208.00	3.88	11.54
35	Bakelite pattern Holder		No.	0.02	130.00	125.00	125.00	4.00	4.00
36	Bulk Head Fittings		No.	0.02	180.00	170.00	170.00	5.88	5.88
37	8 SWG GI wire		kg	0.06	154.73	148.34	140.66	4.31	10.00
38	32 amps 500V fuse unit		No.	0.01	417.65	417.65	400.00	0.00	4.41
39	Junction box		No.	0.04	156.25	156.25	156.25	0.00	0.00
40	Jointbox		No.	0.02	128.57	128.57	122.86	0.00	4.65
41	Hvlem sheet		No.	0.01	143.85	143.85	143.85	0.00	0.00
42	Flush type switch		No.	0.05	166.67	166.67	166.67	0.00	0.00
43	11wCFL bulb	11w	No.	0.01	181.25	175.00	175.00	3.57	3.57
44	Calling bell		No.	0.01	144.44	144.44	133.33	0.00	8.33
45	25amps single phase ELCB		No.	0.24	167.19	164.04	170.98	1.92	-2.21
46	25mm GI pipe line	25mm	1 metre	0.05	161.61	155.32	155.32	4.05	4.05
47	GI Pipe 20mm(Earth pit)	20mm	1 metre	0.01	153.85	153.85	146.15	0.00	5.26
48	40mm dia GI pipe	40mm	1 metre	0.01	123.46	119.93	119.93	2.94	2.94
49	15mm GI Pipe	15mm	1 metre	0.01	131.69	125.10	125.10	5.26	5.26
50	GI reducers		No.	0.00	356.44	336.63	336.63	5.88	5.88
8.Sanitary & Water Supply									
51	Indian Water Closet		No.	0.07	174.42	174.42	166.28	0.00	4.90
52	S.W.Gully Trap	6"x4"	No.	0.01	212.50	212.50	206.25	0.00	3.03
53	S.W.Bend	4"	No.	0.01	143.75	143.75	142.50	0.00	0.88
54	GI Pipe 20mm dia Hotwater line	20mm	1 metre	0.06	183.33	183.33	175.00	0.00	4.76
55	Stone ware pipe 100mm	100mm	1 metre	0.27	187.50	187.50	187.50	0.00	0.00
56	PVC 32mm dia	32mm	1 metre	0.14	186.81	197.80	189.01	-5.56	-1.16
57	PVC 20mm dia	20mm	1 metre	0.02	231.66	220.63	209.60	5.00	10.53
58	PVC rain water down fall 110mm	110mm	1 metre	0.23	314.61	305.62	299.33	2.94	5.11
59	HDPE Cylindrical		No.	0.50	294.00	292.31	292.31	0.58	0.58
II.Labour cost									
1. Skilled Labour									
60	Mason I & II (Brick Layer I & II Class)		No.	12.27	170.00	160.00	160.00	6.25	6.25
61	Carpenter		No.	1.35	174.36	164.10	164.10	6.25	6.25
62	Painter		No.	1.55	200.00	187.50	187.50	6.67	6.67
63	Fitter I & II		No.	0.78	200.00	200.00	200.00	0.00	0.00
64	Plumber		No.	0.12	200.00	200.00	200.00	0.00	0.00
65	Electrician Gr I & II		No.	0.52	196.92	196.92	184.62	0.00	6.67
2.Unskilled Labour									
66	Mazdoor-men		No.	8.13	200.00	200.00	200.00	0.00	0.00
67	Mazdoor-Women		No.	7.88	253.97	232.80	232.80	9.09	9.09
68	Helper		No.	0.37	325.00	325.00	300.00	0.00	8.33
III.Other expenses									
69	Mixing Charges per mortar		cu.m	2.14	180.65	180.65	180.65	0.00	0.00
70	E.B.Connection charges		No.	0.42	178.15	178.15	163.64	0.00	8.87
71	Contingencies	2.5%		2.22	192.37	192.29	187.05	0.04	2.84
72	Supervision charges	10%		8.89	192.37	192.29	187.05	0.04	2.84
				100.00					5.79

TABLE - 3
BUILDING CONSTRUCTION COST INDEX

QUARTER : DECEMBER 2022
(BASE YEAR:2011-12=100)

CENTRE : CUDDALORE

Sl. No	ITEM	Weight	INDEX			% Variation	
			Current Quarter Dec 2022	Previous Quarter Sep 2022	Corresponding Qtr. of prev. year Dec 2021	Previous Quarter Sep 2022	Corresponding Qtr. of prev. year Dec 2021
I	<u>MATERIAL COST</u>						
1	BRICKS & TILES	17.37	185.53	180.57	160.83	2.75	15.36
2	SAND, STONE & OTHER QUARRY PRODUCTS	9.89	252.90	270.22	271.81	-6.41	-6.96
3	CEMENT & LIME	13.17	128.85	141.41	136.30	-8.89	-5.47
4	TIMBER & OTHER WOODS	2.90	242.43	242.43	238.63	0.00	1.59
5	IRON & STEEL	5.40	168.81	182.32	180.09	-7.41	-6.27
6	ANCILLIARY MATERIALS	2.16	139.30	139.30	126.95	0.00	9.73
7	ELECTRICAL FITTINGS	1.17	268.89	263.81	261.81	1.93	2.70
8	SANITARY WARE & WATER SUPPLY	1.30	250.18	249.02	245.97	0.46	1.71
II	<u>LABOUR COST</u>						
1	SKILLED LABOUR	16.58	175.62	166.23	165.84	5.65	5.90
2	UNSKILLED LABOUR	16.39	228.80	218.62	218.06	4.66	4.93
III	<u>OTHER EXPENSES</u>						
1	MIXING CHARGES	2.14	180.65	180.65	180.65	0.00	0.00
2	E.B.SERVICE CONNECTION CHARGES	0.42	178.15	178.15	163.64	0.00	8.87
3	CONTINGENCIES	2.22	192.37	192.29	187.05	0.04	2.84
4	SUPERVISION CHARGES	8.89	192.37	192.29	187.05	0.04	2.84
I	<i>MATERIAL COST</i>	53.36	186.96	192.89	184.45	-3.07	1.36
II	<i>LABOUR COST</i>	32.97	202.06	192.27	191.79	5.09	5.35
III	<i>OTHER EXPENSES</i>	13.67	190.09	190.03	185.77	0.03	2.33
	BUILDING CONSTRUCTION COST INDEX	100	192.37	192.29	187.05	0.04	2.84

TABLE - 4A
BUILDING CONSTRUCTION COST INDEX
Item-wise Cost relative

Centre : Vellore

Quarter : December 2022
(Base year:2011-12=100)

Sl. No.	Item	Specification	Unit	Weight	COST RELATIVE			% Variation	
					Current Quarter Dec 2022	Previous Quarter Sep 2022	Corresponding Qtr. of prev. year Dec 2021	Previous Quarter Sep 2022	Corresponding Qtr. of prev. year Dec 2021
I. Material cost									
1.Bricks and Tiles Products									
1	Bricks	9"x4.5"x2.25"	1000 Nos.	17.17	170.21	170.21	159.57	0.00	6.67
2	Brick Jelly	20mm	cu.m	0.78	149.73	139.04	132.27	7.69	13.20
3	Pressed Tiles	9"x9"	1000 Nos.	1.69	235.29	235.29	235.29	0.00	0.00
4	Glazes tiles	9"x9"	1 No.	0.16	297.62	238.10	238.10	25.00	25.00
5	Ceramic tiles	9"x9"	1 No.	0.94	285.71	257.14	250.00	11.11	14.29
2.Sand stone and other Quarry Products									
6	Sand for mortar	River	cu.m	4.80	402.92	410.49	410.49	-1.84	-1.84
7	Stone Jelly (HBSJ)	40mm	cu.m	4.06	187.57	184.69	184.69	1.56	1.56
8	Stone Jelly (HBSJ)	20mm	cu.m	0.42	155.00	143.07	122.09	8.33	26.95
9	Stone Jelly Chips (HBSJ)	10mm	cu.m	1.28	242.71	222.49	228.56	9.09	6.19
10	Rough stone		cu.m	0.38	266.67	257.14	252.40	3.70	5.65
11	Bond stone		cu.m	0.65	166.67	166.67	166.67	0.00	0.00
3.Cement and Lime									
12	Cement		M.T	14.50	150.63	150.63	150.63	0.00	0.00
13	Lime stone		cu.m	0.17	352.94	352.94	197.06	0.00	79.10
4.Timber and other wood									
14	TW Frame		sq.m	1.30	185.19	185.19	185.19	0.00	0.00
15	TW Panel door shutter		sq.m	1.07	200.00	188.89	188.89	5.88	5.88
16	Solid PVC door shutter		sq.m	0.45	147.96	142.86	132.65	3.57	11.54
5.Iron and Steel									
17	Mild Steel Rods	10mm	MT	1.59	156.82	160.23	160.23	-2.13	-2.13
18	Ribbed Tar Steel (RTS)	8mm	MT	2.51	149.86	149.86	149.86	0.00	0.00
19	Binding Wire		Kg	0.59	144.00	120.00	136.00	20.00	5.88
20	Door catch		No.	0.03	400.00	400.00	271.43	0.00	47.37
21	Hold fast		No.	0.04	200.00	200.00	200.00	0.00	0.00
22	Tower bolt receiver		No.	0.02	444.44	416.67	361.11	6.67	23.08
23	Steel window ventilator		Kg	1.45	226.09	226.09	200.00	0.00	13.04
6.Ancillary Materials									
24	Ready mix Prime paint		Ltr	0.09	200.00	193.33	193.33	3.45	3.45
25	Ready mix Synthetic Enamel paint		Ltr	0.06	209.09	209.09	204.55	0.00	2.22
26	Cement paint		Kg	2.16	181.82	181.82	181.82	0.00	0.00
27	Matt paint		Ltr	0.11	207.14	196.43	192.86	5.45	7.41
7.Electrical Fittings									
28	1.5sqmm copper cable		100 meter	0.28	290.91	283.64	283.64	2.56	2.56
29	PVC Pipe	20mm	1metre	0.12	342.86	328.57	642.86	4.35	-46.67
30	PVC bend		No.	0.04	416.67	416.67	416.67	0.00	0.00
31	PVC tee		No.	0.02	444.44	444.44	444.44	0.00	0.00
32	5amps 5 pin at switch board itself		No.	0.00	138.46	138.46	138.46	0.00	0.00
33	5amps 5 pin non interlocking switch		No.	0.01	208.33	208.33	166.67	0.00	25.00
34	Ceiling Rose		No.	0.01	300.00	300.00	230.00	0.00	30.43
35	Bakelite pattern Holder		No.	0.03	205.56	205.56	205.56	0.00	0.00
36	Bulk Head Fittings		No.	0.01	360.00	360.00	360.00	0.00	0.00
37	8 SWG GI wire		kg	0.04	279.33	279.33	266.63	0.00	4.76
38	32 amps 500V fuse unit		No.	0.01	457.14	457.14	457.14	0.00	0.00
39	Junction box		No.	0.04	400.00	400.00	400.00	0.00	0.00
40	Jointbox		No.	0.02	255.32	255.32	255.32	0.00	0.00
41	Hylem sheet		No.	0.02	130.63	130.63	121.81	0.00	7.24
42	Flush type switch		No.	0.05	166.67	133.33	133.33	25.00	25.00
43	11wCFL bulb	11w	No.	0.01	150.00	150.00	150.00	0.00	0.00
44	Calling bell		No.	0.01	355.56	344.44	344.44	3.23	3.23
45	25amps single phase ELCB		No.	0.29	126.18	124.92	124.92	1.01	1.01
46	25mm GI pipe line	25mm	1 metre	0.06	218.18	181.82	181.82	20.00	20.00
47	GI Pipe 20mm(Earth pit)	20mm	1 metre	0.01	284.62	284.62	284.62	0.00	0.00
48	40mm dia GI pipe	40mm	1 metre	0.01	250.00	239.29	239.29	4.48	4.48
49	15mm GI Pipe	15mm	1 metre	0.01	300.00	250.00	250.00	20.00	20.00
50	GI reducers		No.	0.01	142.86	142.86	142.86	0.00	0.00
8.Sanitary & Water Supply									
51	Indian Water Closet		No.	0.07	270.27	270.27	270.27	0.00	0.00
52	S.W.Gully Trap	6"x4"	No.	0.01	450.00	450.00	416.67	0.00	8.00
53	S.W.Bend	4"	No.	0.01	422.22	422.22	422.22	0.00	0.00
54	GI Pipe 20mm dia Hotwater line	20mm	1 metre	0.07	416.67	416.67	291.67	0.00	42.86
55	Stone ware pipe 100mm	100mm	1 metre	0.16	625.00	375.00	375.00	66.67	66.67
56	PVC 32mm dia	32mm	1 metre	0.17	266.67	266.67	266.67	0.00	0.00
57	PVC 20mm dia	20mm	1 metre	0.02	444.44	444.44	333.33	0.00	33.33
58	PVC rain water down fall 110mm	110mm	1 metre	0.23	252.63	221.05	221.05	14.29	14.29
59	HDPE Cylindrical		No.	0.59	184.62	184.62	184.62	0.00	0.00
II.Labour cost									
1. Skilled Labour									
60	Mason I & II (Brick Layer I & II Class)		No.	8.62	300.00	283.33	241.67	5.88	24.14
61	Carpenter		No.	0.97	266.67	266.67	241.67	0.00	10.34
62	Painter		No.	1.13	280.00	280.00	280.00	0.00	0.00
63	Fitter I & II		No.	0.57	320.00	320.00	300.00	0.00	6.67
64	Plumber		No.	0.09	320.00	320.00	280.00	0.00	14.29
65	Electrician Gr I & II		No.	0.38	300.00	300.00	280.00	0.00	7.14
2.Unskilled Labour									
66	Mazdoor-men		No.	7.15	228.57	209.52	198.10	9.09	15.38
67	Mazdoor-Women		No.	6.65	294.12	264.71	241.18	11.11	21.95
68	Helper		No.	0.24	446.43	446.43	446.43	0.00	0.00
III.Other expenses									
69	Mixing Charges per mortar		cu.m	1.58	328.21	328.21	328.21	0.00	0.00
70	E.B.Connection charges		No.	0.61	272.75	272.01	259.24	0.27	5.22
71	Contingencies	2.5%		2.22	223.09	216.21	206.27	3.18	8.16
72	Supervision charges	10%		8.89	223.09	216.21	206.27	3.18	8.16
				100.00					9.70

TABLE - 4
BUILDING CONSTRUCTION COST INDEX

QUARTER : DECEMBER 2022

(BASE YEAR:2011-12=100)

CENTRE : VELLORE

Sl. No	ITEM	Weight	INDEX			% Variation	
			Current Quarter Dec 2022	Previous Quarter Sep 2022	Corresponding Qtr. of prev. year Dec 2021	Previous Quarter Sep 2022	Corresponding Qtr. of prev. year Dec 2021
I	<u>MATERIAL COST</u>						
1	BRICKS & TILES	20.75	180.98	178.82	169.43	1.21	6.82
2	SAND, STONE & OTHER QUARRY PRODUCTS	11.58	283.12	282.27	282.03	0.30	0.39
3	CEMENT & LIME	14.67	152.96	152.96	151.16	0.00	1.19
4	TIMBER & OTHER WOODS	2.82	184.84	179.80	178.16	2.80	3.75
5	IRON & STEEL	6.23	171.15	169.65	163.98	0.88	4.37
6	ANCILLIARY MATERIALS	2.42	184.35	183.60	183.32	0.41	0.56
7	ELECTRICAL FITTINGS	1.11	248.85	240.92	272.79	3.29	-8.77
8	SANITARY WARE & WATER SUPPLY	1.31	283.04	247.63	239.49	14.30	18.19
II	<u>LABOUR COST</u>						
1	SKILLED LABOUR	11.76	296.44	284.22	249.69	4.30	18.72
2	UNSKILLED LABOUR	14.04	263.40	239.78	222.82	9.85	18.21
III	<u>OTHER EXPENSES</u>						
1	MIXING CHARGES	1.58	328.21	328.21	328.21	0.00	0.00
2	E.B.SERVICE CONNECTION CHARGES	0.61	272.75	272.01	259.24	0.27	5.21
3	CONTINGENCIES	2.22	223.09	216.21	206.27	3.18	8.16
4	SUPERVISION CHARGES	8.89	223.09	216.21	206.27	3.18	8.16
I	<i>MATERIAL COST</i>	60.90	196.40	194.17	190.24	1.14	3.24
II	<i>LABOUR COST</i>	25.80	278.46	260.04	235.07	7.08	18.46
III	<i>OTHER EXPENSES</i>	13.30	237.86	232.08	223.77	2.49	6.29
	BUILDING CONSTRUCTION COST INDEX	100	223.09	216.21	206.27	3.18	8.16

TABLE - 5A
BUILDING CONSTRUCTION COST INDEX

Item-wise Cost relative

Quarter : December 2022
(Base year:2011-12=100)

Centre : Salem

Sl. No.	Item	Specification	Unit	Weight	COST RELATIVE			% Variation	
					Current Quarter Dec 2022	Previous Quarter Sep 2022	Corresponding Qtr. of prev. year Dec 2021	Previous Quarter Sep 2022	Corresponding Qtr. of prev. year Dec 2021
I. Material cost									
1.Bricks and Tiles Products									
1	Bricks	9"x4.5"x2.25"	1000 Nos.	16.39	197.26	197.26	186.30	0.00	5.88
2	Brick Jelly	20mm	cu.m	0.48	163.78	163.78	151.59	0.00	8.04
3	Pressed Tiles	9"x9"	1000 Nos.	1.42	289.66	262.07	220.69	10.53	31.25
4	Glazes tiles	9"x9"	1 No.	0.15	387.50	387.50	300.00	0.00	29.17
5	Ceramic tiles	9"x9"	1 No.	0.54	429.45	429.45	343.56	0.00	25.00
2.Sand stone and other Quarry Products									
6	Sand for mortar	River	cu.m	4.75	288.11	400.18	480.18	-28.01	-40.00
7	Stone Jelly (HBSJ)	40mm	cu.m	3.33	164.98	152.70	140.60	8.04	17.34
8	Stone Jelly (HBSJ)	20mm	cu.m	0.37	125.36	120.76	111.43	3.81	12.50
9	Stone Jelly Chips (HBSJ)	10mm	cu.m	1.80	129.80	129.80	119.77	0.00	8.37
10	Rough stone		cu.m	0.49	261.82	244.00	244.00	7.30	7.30
11	Bond stone		cu.m	0.67	558.14	531.56	398.67	5.00	40.00
3.Cement and Lime									
12	Cement		M.T	14.31	143.33	143.33	146.67	0.00	-2.27
13	Lime stone		cu.m	0.17	176.47	176.47	117.65	0.00	50.00
4.Timber and other wood									
14	TW Frame		sq.m	1.38	170.90	156.25	156.25	9.38	9.38
15	TW Panel door shutter		sq.m	0.92	165.08	139.68	130.79	18.18	26.21
16	Solid PVC door shutter		sq.m	0.39	162.79	138.14	112.79	17.85	44.33
5.Iron and Steel									
17	Mild Steel Rods	10mm	MT	1.71	149.38	151.45	134.85	-1.37	10.77
18	Ribbed Tar Steel (RTS)	8mm	MT	2.77	150.87	150.87	136.50	0.00	10.53
19	Binding Wire		Kg	0.54	165.22	200.00	217.39	-17.39	-24.00
20	Door catch		No.	0.02	171.88	171.88	203.13	0.00	-15.38
21	Hold fast		No.	0.07	285.71	317.46	238.10	-10.00	20.00
22	Tower bolt receiver		No.	0.03	183.33	183.33	166.67	0.00	10.00
23	Steel window ventilator		Kg	1.43	147.83	139.13	135.65	6.25	8.97
6.Ancillary Materials									
24	Ready mix Prime paint		Ltr	0.13	147.62	147.62	123.81	0.00	19.23
25	Ready mix Synthetic Enamel paint		Ltr	0.06	179.17	179.17	154.17	0.00	16.22
26	Cement paint		Kg	2.17	133.33	133.33	122.22	0.00	9.09
27	Matt paint		Ltr	0.11	154.39	154.39	140.35	0.00	10.00
7.Electrical Fittings									
28	1.5sqmm copper cable		100 meter	0.49	186.67	183.59	154.97	1.68	20.45
29	PVC Pipe	20mm	1metre	0.12	567.97	565.28	296.10	0.48	91.82
30	PVC bend		No.	0.04	229.37	229.37	253.97	0.00	-9.69
31	PVC tee		No.	0.02	206.43	206.43	357.14	0.00	-42.20
32	5amps 5 pin at switch board itself		No.	0.01	114.29	114.29	114.29	0.00	0.00
33	5amps 5 pin non interlocking switch		No.	0.01	355.00	340.00	190.00	4.41	86.84
34	Ceiling Rose		No.	0.02	320.00	320.00	226.67	0.00	41.18
35	Bakelite pattern Holder		No.	0.02	274.29	274.29	274.29	0.00	0.00
36	Bulk Head Fittings		No.	0.01	412.90	412.90	270.97	0.00	52.38
37	8 SWG GI wire		kg	0.04	229.66	229.66	201.71	0.00	13.86
38	32 amps 500V fuse unit		No.	0.02	222.74	244.90	361.52	-9.05	-38.39
39	Junction box		No.	0.04	106.67	106.67	120.00	0.00	-11.11
40	Jointbox		No.	0.02	122.35	122.35	122.35	0.00	0.00
41	Hylem sheet		No.	0.02	153.13	153.13	139.21	0.00	10.00
42	Flush type switch		No.	0.05	142.86	142.86	142.86	0.00	0.00
43	11wCFL bulb	11w	No.	0.01	242.20	242.20	219.88	0.00	10.15
44	Calling bell		No.	0.01	480.87	480.87	480.87	0.00	0.00
45	25amps single phase ELCB		No.	0.28	144.79	144.79	115.77	0.00	25.07
46	25mm GI pipe line	25mm	1 metre	0.06	305.45	303.64	350.00	0.60	-12.73
47	GI Pipe 20mm(Earth pit)	20mm	1 metre	0.02	215.11	208.00	211.56	3.42	1.68
48	40mm dia GI pipe	40mm	1 metre	0.01	282.89	282.19	325.93	0.25	-13.20
49	15mm GI Pipe	15mm	1 metre	0.01	306.17	306.17	350.62	0.00	-12.68
50	GI reducers		No.	0.00	221.43	221.43	178.57	0.00	24.00
8.Sanitary & Water Supply									
51	Indian Water Closet		No.	0.07	171.05	171.05	131.58	0.00	30.00
52	S.W.Gully Trap	6"x4"	No.	0.02	325.33	320.00	299.56	1.67	8.61
53	S.W.Bend	4"	No.	0.01	325.35	309.86	408.45	5.00	-20.34
54	GI Pipe 20mm dia Hotwater line	20mm	1 metre	0.10	261.62	264.86	257.30	-1.22	1.68
55	Stone ware pipe 100mm	100mm	1 metre	0.19	480.00	484.10	410.26	-0.85	17.00
56	PVC 32mm dia	32mm	1 metre	0.17	186.81	186.81	252.75	0.00	-26.09
57	PVC 20mm dia	20mm	1 metre	0.02	231.66	231.66	314.40	0.00	-26.32
58	PVC rain water down fall 110mm	110mm	1 metre	0.33	206.43	206.43	256.43	0.00	-19.50
59	HDPE Cylindrical		No.	0.58	147.69	147.69	138.46	0.00	6.67
II. Labour cost									
1. Skilled Labour									
60	Mason I & II (Brick Layer I & II Class)		No.	10.42	271.37	244.23	244.23	11.11	11.11
61	Carpenter		No.	1.09	291.97	291.97	233.58	0.00	25.00
62	Painter		No.	1.36	245.90	245.90	229.51	0.00	7.14
63	Fitter I & II		No.	0.68	295.08	295.08	262.30	0.00	12.50
64	Plumber		No.	0.11	295.08	295.08	262.30	0.00	12.50
65	Electrician Gr I & II		No.	0.43	271.65	271.65	254.67	0.00	6.67
2.Unskilled Labour									
66	Mazdoor-men		No.	6.02	311.11	311.11	311.11	0.00	0.00
67	Mazdoor-Women		No.	7.45	258.06	258.06	232.26	0.00	11.11
68	Helper		No.	0.31	410.26	410.26	307.69	0.00	33.33
III.Other expenses									
69	Mixing Charges per mortar		cu.m	0.61	263.16	221.05	200.00	19.05	31.58
70	E.B.Connection charges		No.	0.97	147.70	147.70	143.45	0.00	2.96
71	Contingencies	2.5%		2.22	216.86	217.69	211.39	-0.38	2.59
72	Supervision charges	10%		8.89	216.86	217.69	211.39	-0.38	2.59
				100.00					-2.00

TABLE - 5
BUILDING CONSTRUCTION COST INDEX

CENTRE : SALEM

QUARTER : DECEMBER 2022
(BASE YEAR:2011-12=100)

Sl. No	ITEM	Weight	INDEX			% Variation	
			Current Quarter Dec 2022	Previous Quarter Sep 2022	Corresponding Qtr. of prev. year Dec 2021	Previous Quarter Sep 2022	Corresponding Qtr. of prev. year Dec 2021
I	<u>MATERIAL COST</u>						
1	BRICKS & TILES	18.98	211.44	209.38	193.38	0.98	9.34
2	SAND, STONE & OTHER QUARRY PRODUCTS	11.41	236.61	277.23	297.35	-14.65	-20.43
3	CEMENT & LIME	14.48	143.71	143.71	146.33	0.00	-1.79
4	TIMBER & OTHER WOODS	2.70	167.73	147.95	141.23	13.37	18.76
5	IRON & STEEL	6.57	152.60	154.41	143.91	-1.17	6.04
6	ANCILLIARY MATERIALS	2.47	136.19	136.19	123.93	0.00	9.89
7	ELECTRICAL FITTINGS	1.34	227.52	226.13	186.82	0.62	21.79
8	SANITARY WARE & WATER SUPPL	1.48	221.02	221.55	226.51	-0.24	-2.42
II	<u>LABOUR COST</u>						
1	SKILLED LABOUR	14.09	271.85	251.79	243.32	7.97	11.72
2	UNSKILLED LABOUR	13.79	284.71	284.71	268.43	0.00	6.07
III	<u>OTHER EXPENSES</u>						
1	MIXING CHARGES	0.61	263.16	221.05	200.00	19.05	31.58
2	E.B.SERVICE CONNECTION CHAR	0.97	147.70	147.70	143.45	0.00	2.96
3	CONTINGENCIES	2.22	216.86	217.69	211.39	-0.38	2.59
4	SUPERVISION CHARGES	8.89	216.86	217.69	211.39	-0.38	2.59
I	<i>MATERIAL COST</i>	59.43	188.75	195.17	191.82	-3.29	-1.60
II	<i>LABOUR COST</i>	27.88	278.21	268.07	255.74	3.78	8.79
III	<i>OTHER EXPENSES</i>	12.69	213.76	212.48	205.63	0.60	3.95
	BUILDING CONSTRUCTION COST INDEX	100	216.86	217.69	211.39	-0.38	2.59

TABLE - 6A
BUILDING CONSTRUCTION COST INDEX

Item-wise Cost relative

Quarter : December 2022
(Base year:2011-12=100)

Centre : Dharmapuri

Sl. No.	Item	Specification	Unit	Weight	COST RELATIVE			% Variation	
					Current Quarter Dec 2022	Previous Quarter Sep 2022	Corresponding Qtr. of prev. Dec 2021	Previous Quarter Sep 2022	Corresponding Qtr. of prev. year Dec 2021
I. Material cost									
1. Bricks and Tiles Products									
1	Bricks	9"x4.5"x2.25"	1000 Nos	15.86	214.96	197.26	189.67	8.97	13.33
2	Brick Jelly	20mm	cu.m	0.54	255.90	238.99	238.99	7.08	7.08
3	Pressed Tiles	9"x9"	1000 Nos	1.82	168.17	168.17	168.17	0.00	0.00
4	Glazes tiles	9"x9"	1 No.	0.51	175.00	175.00	175.00	0.00	0.00
5	Ceramic tiles	9"x9"	1 No.	0.60	441.72	441.72	441.72	0.00	0.00
2. Sand stone and other Quarry Products									
6	Sand for mortar	River	cu.m	3.83	554.55	665.41	665.41	-16.66	-16.66
7	Stone Jelly (HBSJ)	40mm	cu.m	2.84	200.00	200.00	200.00	0.00	0.00
8	Stone Jelly (HBSJ)	20mm	cu.m	0.42	139.27	139.27	139.27	0.00	0.00
9	Stone Jelly Chips (HBSJ)	10mm	cu.m	2.00	149.72	149.72	149.72	0.00	0.00
10	Rough stone		cu.m	0.57	295.14	295.14	295.14	0.00	0.00
11	Bond stone		cu.m	1.59	187.50	187.50	187.50	0.00	0.00
3. Cement and Lime									
12	Cement		M.T	15.11	148.02	144.49	155.07	2.44	-4.55
13	Lime stone		cu.m	0.19	394.12	394.12	339.29	0.00	16.16
4. Timber and other wood									
14	TW Frame		sq.m	1.99	151.52	151.52	151.52	0.00	0.00
15	TW Panel door shutter		sq.m	1.03	152.38	152.38	152.38	0.00	0.00
16	Solid PVC door shutter		sq.m	0.57	114.79	114.79	123.62	0.00	-7.14
5. Iron and Steel									
17	Mild Steel Rods	10mm	MT	1.54	210.93	210.93	190.35	0.00	10.81
18	Ribbed Tar Steel (RTS)	8mm	MT	2.64	199.28	199.28	180.07	0.00	10.67
19	Binding Wire		Kq	0.58	179.37	179.37	179.37	0.00	0.00
20	Door catch		No.	0.03	312.50	312.50	312.50	0.00	0.00
21	Hold fast		No.	0.08	468.75	468.75	265.63	0.00	76.47
22	Tower bolt receiver		No.	0.06	128.34	128.34	128.34	0.00	0.00
23	Steel window ventilator		Kq	1.60	226.09	226.09	173.91	0.00	30.00
6. Ancillary Materials									
24	Ready mix Prime paint		Ltr	0.14	152.38	147.62	147.62	3.23	3.23
25	Ready mix Synthetic Enamel paint		Ltr	0.07	158.33	158.33	158.33	0.00	0.00
26	Cement paint		Kq	2.48	130.43	130.43	130.43	0.00	0.00
27	Matt paint		Ltr	0.13	238.10	217.69	217.69	9.38	9.38
7. Electrical Fittings									
28	1.5sqmm copper cable		100 metre	0.59	189.57	189.57	161.14	0.00	17.65
29	PVC Pipe	20mm	1metre	0.19	700.00	700.00	700.00	0.00	0.00
30	PVC bend		No.	0.05	380.95	380.95	253.97	0.00	50.00
31	PVC tee		No.	0.03	326.53	326.53	326.53	0.00	0.00
32	5amps 5 pin at switch board itself		No.	0.01	115.38	115.38	115.38	0.00	0.00
33	5amps 5 pin non interlocking switch		No.	0.01	350.00	350.00	325.00	0.00	7.69
34	Ceiling Rose		No.	0.03	218.75	218.75	187.50	0.00	16.67
35	Bakelite pattern Holder		No.	0.03	191.78	191.78	191.78	0.00	0.00
36	Bulk Head Fittings		No.	0.02	210.53	210.53	147.37	0.00	42.86
37	8 SWG GI wire		kq	0.04	253.81	253.81	241.12	0.00	5.26
38	32 amps 500V fuse unit		No.	0.01	266.67	266.67	266.67	0.00	0.00
39	Junction box		No.	0.05	120.00	120.00	106.67	0.00	12.50
40	Jointbox		No.	0.02	333.33	333.33	333.33	0.00	0.00
41	Hvlem sheet		No.	0.02	157.77	157.77	146.17	0.00	7.94
42	Flush type switch		No.	0.06	200.00	200.00	200.00	0.00	0.00
43	11wCFL bulb	11w	No.	0.01	216.67	216.67	216.67	0.00	0.00
44	Calling bell		No.	0.01	250.00	250.00	291.67	0.00	-14.29
45	25amps single phase ELCB		No.	0.31	110.41	110.41	110.41	0.00	0.00
46	25mm GI pipe line	25mm	1 metre	0.07	330.43	330.43	190.87	0.00	73.12
47	GI Pipe 20mm(Earth pit)	20mm	1 metre	0.01	361.11	361.11	305.56	0.00	18.18
48	40mm dia GI pipe	40mm	1 metre	0.01	357.14	357.14	192.74	0.00	85.29
49	15mm GI Pipe	15mm	1 metre	0.01	357.14	357.14	190.48	0.00	87.50
50	GI reducers		No.	0.00	243.24	243.24	243.24	0.00	0.00
8. Sanitary & Water Supply									
51	Indian Water Closet		No.	0.08	200.00	200.00	200.00	0.00	0.00
52	S.W.Gully Trap	6"x4"	No.	0.01	213.33	213.33	213.33	0.00	0.00
53	S.W.Bend	4"	No.	0.02	129.41	129.41	129.41	0.00	0.00
54	GI Pipe 20mm dia Hotwater line	20mm	1 metre	0.12	260.00	260.00	220.00	0.00	18.18
55	Stone ware pipe 100mm	100mm	1 metre	0.30	210.91	210.91	138.18	0.00	52.63
56	PVC 32mm dia	32mm	1 metre	0.19	234.04	234.04	212.77	0.00	10.00
57	PVC 20mm dia	20mm	1 metre	0.03	250.00	250.00	232.14	0.00	7.69
58	PVC rain water down fall 110mm	110mm	1 metre	0.39	197.28	197.28	197.28	0.00	0.00
59	HDPE Cylindrical		No.	0.64	298.46	298.46	298.46	0.00	0.00
II. Labour cost									
1. Skilled Labour									
60	Mason I & II (Brick Layer I & II Class)		No.	9.86	224.00	224.00	224.00	0.00	0.00
61	Carpenter		No.	1.01	228.07	228.07	228.07	0.00	0.00
62	Painter		No.	1.17	255.32	255.32	255.32	0.00	0.00
63	Fitter I & II		No.	0.58	259.46	259.46	237.84	0.00	9.09
64	Plumber		No.	0.10	234.15	234.15	195.12	0.00	20.00
65	Electrician Gr I & II		No.	0.47	210.53	210.53	175.44	0.00	20.00
2. Unskilled Labour									
66	Mazdoor-men		No.	6.95	215.05	215.05	215.05	0.00	0.00
67	Mazdoor-Women		No.	4.99	301.08	301.08	301.08	0.00	0.00
68	Helper		No.	0.36	331.13	331.13	264.90	0.00	25.00
III. Other expenses									
69	Mixing Charges per mortar		cu.m	0.64	200.00	200.00	200.00	0.00	0.00
70	E.B.Connection charges		No.	0.58	223.23	223.23	223.23	0.00	0.00
71	Contingencies	2.5%		2.22	219.83	220.70	217.17	-0.40	1.23
72	Supervision charges	10%		8.89	219.83	220.70	217.17	-0.40	1.23
				100.00					6.41

TABLE - 6
BUILDING CONSTRUCTION COST INDEX

QUARTER : DECEMBER 2022
(BASE YEAR:2011-12=100)

CENTRE : DHARMAPURI

Sl. No	ITEM	Weight	INDEX			% Variation	
			Current Quarter Dec 2022	Previous Quarter Sep 2022	Corresponding Qtr. of prev. year Dec 2021	Previous Quarter Sep 2022	Corresponding Qtr. of prev. year Dec 2021
I	<u>MATERIAL COST</u>						
1	BRICKS & TILES	19.33	217.70	202.70	196.48	7.40	10.80
2	SAND, STONE & OTHER QUARRY PRODUCTS	11.25	312.46	350.17	350.17	-10.77	-10.77
3	CEMENT & LIME	15.30	151.00	147.52	154.87	2.36	-2.50
4	TIMBER & OTHER WOODS	3.59	145.89	145.89	147.30	0.00	-0.96
5	IRON & STEEL	6.52	209.91	209.91	182.13	0.00	15.25
6	ANCILLIARY MATERIALS	2.82	137.19	136.01	136.01	0.87	0.87
7	ELECTRICAL FITTINGS	1.58	256.67	256.67	229.77	0.00	11.70
8	SANITARY WARE & WATER SUPPL	1.78	244.84	244.84	227.50	0.00	7.62
II	<u>LABOUR COST</u>						
1	SKILLED LABOUR	13.19	228.24	228.24	225.75	0.00	1.10
2	UNSKILLED LABOUR	12.30	253.37	253.37	251.42	0.00	0.78
III	<u>OTHER EXPENSES</u>						
1	MIXING CHARGES	0.64	200.00	200.00	200.00	0.00	0.00
2	E.B.SERVICE CONNECTION CHAR	0.58	223.23	223.23	223.23	0.00	0.00
3	CONTINGENCIES	2.22	219.83	220.70	217.17	-0.40	1.23
4	SUPERVISION CHARGES	8.89	219.83	220.70	217.17	-0.40	1.23
I	<i>MATERIAL COST</i>	62.18	211.58	212.83	208.70	-0.59	1.38
II	<i>LABOUR COST</i>	25.49	240.36	240.36	238.13	0.00	0.94
III	<i>OTHER EXPENSES</i>	12.33	218.96	219.75	216.56	-0.36	1.11
	BUILDING CONSTRUCTION COST INDEX	100	219.83	220.70	217.17	-0.40	1.23

TABLE - 7A
BUILDING CONSTRUCTION COST INDEX

Item-wise Cost relative

Quarter : December 2022
(Base year:2011-12=100)

Centre : Coimbatore

Sl. No.	Item	Specification	Unit	Weight	COST RELATIVE			% Variation	
					Current Quarter Dec 2022	Previous Quarter Sep 2022	Corresponding Qtr. of prev. year Dec 2021	Previous Quarter Sep 2022	Corresponding Qtr. of prev. year Dec 2021
I. Material cost									
1.Bricks and Tiles Products									
1	Bricks	9"x4.5"x2	1000 Nos.	16.30	218.18	181.82	181.82	20.00	20.00
2	Brick Jelly	20mm	cu.m	0.57	149.96	145.83	137.50	2.83	9.06
3	Pressed Tiles	9"x9"	1000 Nos.	1.37	176.47	176.47	176.47	0.00	0.00
4	Glazes tiles	9"x9"	1 No.	0.38	187.50	187.50	187.50	0.00	0.00
5	Ceramic tiles	9"x9"	1 No.	0.87	312.50	312.50	312.50	0.00	0.00
2.Sand stone and other Quarry Products									
6	Sand for mortar	River	cu.m	4.64	338.04	405.62	405.62	-16.66	-16.66
7	Stone Jelly (HBSJ)	40mm	cu.m	3.60	167.40	167.44	174.42	-0.03	-4.03
8	Stone Jelly (HBSJ)	20mm	cu.m	0.32	159.96	159.96	166.67	0.00	-4.03
9	Stone Jelly Chips (HBSJ)	10mm	cu.m	1.63	162.67	162.67	169.49	0.00	-4.03
10	Rough stone		cu.m	0.42	160.76	171.53	171.53	-6.28	-6.28
11	Bond stone		cu.m	0.55	146.28	150.27	150.27	-2.65	-2.65
3.Cement and Lime									
12	Cement		M.T	12.26	144.46	144.46	144.46	0.00	0.00
13	Lime stone		cu.m	0.15	233.56	213.53	213.55	9.38	9.37
4.Timber and other wood									
14	TW Frame		sq.m	1.29	250.00	250.00	250.00	0.00	0.00
15	TW Panel door shutter		sq.m	0.86	263.16	263.16	250.84	0.00	4.91
16	Solid PVC door shutter		sq.m	0.45	150.00	150.00	145.83	0.00	2.86
5.Iron and Steel									
17	Mild Steel Rods	10mm	MT	1.35	158.26	150.00	146.74	5.51	7.85
18	Ribbed Tar Steel (RTS)	8mm	MT	2.20	157.02	144.68	145.74	8.53	7.74
19	Binding Wire		Kq	0.46	144.54	137.82	132.77	4.88	8.86
20	Door catch		No.	0.02	290.00	290.00	225.00	0.00	28.89
21	Hold fast		No.	0.06	343.75	343.75	281.25	0.00	22.22
22	Tower bolt receiver		No.	0.04	431.37	431.37	313.73	0.00	37.50
23	Steel window ventilator		Kq	1.18	217.39	217.39	208.70	0.00	4.17
6.Ancillary Materials									
24	Ready mix Prime paint		Ltr	0.10	178.05	178.05	121.95	0.00	46.00
25	Ready mix Synthetic Enamel paint		Ltr	0.05	162.10	162.10	153.23	0.00	5.79
26	Cement paint		Kq	1.83	304.35	304.35	195.65	0.00	55.56
27	Matt paint		Ltr	0.15	154.35	154.35	126.09	0.00	22.41
7.Electrical Fittings									
28	1.5sqmm copper cable		100 meter	0.44	195.73	199.05	199.05	-1.67	-1.67
29	PVC Pipe	20mm	1metre	0.13	486.49	454.05	432.43	7.14	12.50
30	PVC bend		No.	0.04	250.00	216.67	216.67	15.38	15.38
31	PVC tee		No.	0.03	177.78	177.78	155.56	0.00	14.29
32	5amps 5 pin at switch board itself		No.	0.00	115.38	115.38	115.38	0.00	0.00
33	5amps 5 pin non interlocking switch		No.	0.01	150.00	150.00	150.00	0.00	0.00
34	Ceiling Rose		No.	0.02	173.59	173.59	161.19	0.00	7.69
35	Bakelite pattern Holder		No.	0.02	183.33	166.67	166.67	10.00	10.00
36	Bulk Head Fittings		No.	0.01	222.22	222.22	222.22	0.00	0.00
37	8 SWG GI wire		ka	0.04	144.68	158.56	143.24	-8.75	1.01
38	32 amps 500V fuse unit		No.	0.01	216.67	216.67	183.33	0.00	18.18
39	Junction box		No.	0.04	433.33	433.33	433.33	0.00	0.00
40	Jointbox		No.	0.01	190.00	190.00	180.00	0.00	5.56
41	Hylem sheet		No.	0.02	135.25	135.25	135.25	0.00	0.00
42	Flush type switch		No.	0.03	150.00	150.00	150.00	0.00	0.00
43	11wCFL bulb	11w	No.	0.01	166.67	166.67	166.67	0.00	0.00
44	Calling bell		No.	0.01	250.00	250.00	241.67	0.00	3.45
45	25amps single phase ELCB		No.	0.23	113.56	113.56	113.56	0.00	0.00
46	25mm GI pipe line	25mm	1 metre	0.05	179.31	193.10	150.86	-7.14	18.86
47	GI Pipe 20mm(Earth pit)	20mm	1 metre	0.01	238.64	238.64	181.82	0.00	31.25
48	40mm dia GI pipe	40mm	1 metre	0.01	226.36	242.04	180.68	-6.48	25.28
49	15mm GI Pipe	15mm	1 metre	0.01	192.00	194.95	177.23	-1.52	8.33
50	GI reducers		No.	0.00	214.29	228.57	228.57	-6.25	-6.25
8.Sanitary & Water Supply									
51	Indian Water Closet		No.	0.06	135.75	147.50	157.50	-7.97	-13.81
52	S.W.Gully Trap	6"x4"	No.	0.02	228.00	228.00	216.00	0.00	5.56
53	S.W.Bend	4"	No.	0.01	176.06	183.10	154.93	-3.85	13.64
54	GI Pipe 20mm dia Hotwater line	20mm	1 metre	0.09	147.62	157.14	152.38	-6.06	-3.13
55	Stone ware pipe 100mm	100mm	1 metre	0.23	211.85	225.78	209.06	-6.17	1.33
56	PVC 32mm dia	32mm	1 metre	0.14	185.26	202.11	159.31	-8.33	16.29
57	PVC 20mm dia	20mm	1 metre	0.02	183.55	187.08	152.95	-1.89	20.01
58	PVC rain water down fall 110mm	110mm	1 metre	0.18	248.09	243.77	209.98	1.77	18.15
59	HDPE Cylindrical		No.	0.48	276.92	276.92	255.38	0.00	8.43
II.Labour cost									
1. Skilled Labour									
60	Mason I & II (Brick Layer I & II Class)		No.	10.78	216.22	216.22	216.22	0.00	0.00
61	Carpenter		No.	1.18	177.78	177.78	177.78	0.00	0.00
62	Painter		No.	1.47	200.00	200.00	200.00	0.00	0.00
63	Fitter I & II		No.	0.74	187.50	187.50	187.50	0.00	0.00
64	Plumber		No.	0.13	177.78	177.78	177.78	0.00	0.00
65	Electrician Gr I & II		No.	0.41	222.22	222.22	222.22	0.00	0.00
2.Unskilled Labour									
66	Mazdoor-men		No.	9.27	166.67	166.67	166.67	0.00	0.00
67	Mazdoor-Women		No.	7.93	200.00	200.00	200.00	0.00	0.00
68	Helper		No.	0.35	300.00	300.00	300.00	0.00	0.00
III.Other expenses									
69	Mixing Charges per mortar		cu.m	0.53	800.00	800.00	500.00	0.00	60.00
70	E.B.Connection charges		No.	0.55	185.97	185.97	185.97	0.00	0.00
71	Contingencies	2.5%		2.22	204.85	201.31	196.73	1.76	4.13
72	Supervision charges	10%		8.89	204.85	201.31	196.73	1.76	4.13
				100.00					10.50

TABLE - 7
BUILDING CONSTRUCTION COST INDEX

QUARTER : DECEMBER 2022
(BASE YEAR:2011-12=100)

CENTRE : COIMBATORE

Sl. No	ITEM	Weight	INDEX			% Variation	
			Current Quarter Dec 2022	Previous Quarter Sep 2022	Corresponding Qtr. of prev. year Dec 2021	Previous Quarter Sep 2022	Corresponding Qtr. of prev. year Dec 2021
I	<u>MATERIAL COST</u>						
1	BRICKS & TILES	19.49	216.86	186.34	186.09	16.38	16.53
2	SAND, STONE & OTHER QUARRY PRODUCTS	11.17	236.04	264.72	268.16	-10.83	-11.98
3	CEMENT & LIME	12.41	145.57	145.32	145.32	0.17	0.17
4	TIMBER & OTHER WOODS	2.61	237.09	237.09	232.28	0.00	2.07
5	IRON & STEEL	5.31	174.54	166.75	162.05	4.67	7.70
6	ANCILLIARY MATERIALS	2.14	284.16	284.16	186.14	0.00	52.66
7	ELECTRICAL FITTINGS	1.17	214.94	212.62	205.50	1.09	4.59
8	SANITARY WARE & WATER SUPPL	1.23	230.18	235.47	213.15	-2.25	7.99
II	<u>LABOUR COST</u>						
1	SKILLED LABOUR	14.72	209.89	209.89	209.89	0.00	0.00
2	UNSKILLED LABOUR	17.56	184.41	184.41	184.41	0.00	0.00
III	<u>OTHER EXPENSES</u>						
1	MIXING CHARGES	0.53	800.00	800.00	500.00	0.00	60.00
2	E.B.SERVICE CONNECTION CHAR	0.55	185.97	185.97	185.97	0.00	0.00
3	CONTINGENCIES	2.22	204.85	201.31	196.73	1.76	4.13
4	SUPERVISION CHARGES	8.89	204.85	201.31	196.73	1.76	4.13
I	<i>MATERIAL COST</i>	55.54	204.53	198.85	194.37	2.86	5.23
II	<i>LABOUR COST</i>	32.27	196.03	196.03	196.03	0.00	0.00
III	<i>OTHER EXPENSES</i>	12.19	229.69	226.45	209.33	1.43	9.72
	BUILDING CONSTRUCTION COST INDEX	100	204.85	201.31	196.73	1.76	4.13

TABLE - 8A
BUILDING CONSTRUCTION COST INDEX

Item-wise Cost relative

Quarter : December 2022
(Base year:2011-12=100)

Centre : Erode

Sl. No.	Item	Specification	Unit	Weight	COST RELATIVE			% Variation	
					Current Quarter Dec 2022	Previous Quarter Sep 2022	Corresponding Qtr. of prev. year Dec 2021	Previous Quarter Sep 2022	Corresponding Qtr. of prev. year Dec 2021
I. Material cost									
1.Bricks and Tiles Products									
1	Bricks	9"x4.5"x2.25"	1000 Nos.	17.89	195.56	195.56	177.78	0.00	10.00
2	Brick Jelly	20mm	cu.m	1.03	118.73	117.53	117.50	1.02	1.05
3	Pressed Tiles	9"x9"	1000 Nos.	2.08	383.33	400.00	375.00	-4.17	2.22
4	Glazes tiles	9"x9"	1 No.	0.40	255.32	263.83	255.32	-3.23	0.00
5	Ceramic tiles	9"x9"	1 No.	0.95	356.92	344.62	276.92	3.57	28.89
2.Sand stone and other Quarry Products									
6	Sand for mortar	River	cu.m	3.35	501.68	501.68	481.35	0.00	4.22
7	Stone Jelly (HBSJ)	40mm	cu.m	2.94	155.71	155.71	146.62	0.00	6.20
8	Stone Jelly (HBSJ)	20mm	cu.m	0.33	106.70	106.70	106.72	0.00	-0.02
9	Stone Jelly Chips (HBSJ)	10mm	cu.m	1.83	103.73	105.93	101.62	-2.08	2.07
10	Rough stone		cu.m	0.45	245.14	245.14	269.73	0.00	-9.12
11	Bond stone		cu.m	0.59	230.05	225.27	225.38	2.13	2.07
3.Cement and Lime									
12	Cement		M.T	13.07	138.93	142.16	148.63	-2.27	-6.52
13	Lime stone		cu.m	0.28	224.99	212.50	187.50	5.87	19.99
4.Timber and other wood									
14	TW Frame		sq.m	2.81	138.30	136.17	136.17	1.56	1.56
15	TW Panel door shutter		sq.m	0.73	261.29	269.00	245.94	-2.87	6.24
16	Solid PVC door shutter		sq.m	0.40	170.53	176.41	164.67	-3.34	3.56
5.Iron and Steel									
17	Mild Steel Rods	10mm	MT	1.46	137.63	146.24	146.24	-5.88	-5.88
18	Ribbed Tar Steel (RTS)	8mm	MT	2.43	149.22	157.51	151.30	-5.26	-1.37
19	Binding Wire		Kg	0.50	154.36	154.36	146.06	0.00	5.68
20	Door catch		No.	0.03	230.00	225.00	187.50	2.22	22.67
21	Hold fast		No.	0.06	281.25	281.25	250.00	0.00	12.50
22	Tower bolt receiver		No.	0.05	156.36	163.64	136.36	-4.44	14.67
23	Steel window ventilator		Kg	1.47	179.10	179.10	164.18	0.00	9.09
6.Ancillary Materials									
24	Ready mix Prime paint		Ltr	0.10	151.63	151.63	146.41	0.00	3.57
25	Ready mix Synthetic Enamel paint		Ltr	0.05	163.64	163.64	163.64	0.00	0.00
26	Cement paint		Kg	1.96	304.35	304.35	244.57	0.00	24.44
27	Matt paint		Ltr	0.11	143.75	150.00	125.00	-4.17	15.00
7.Electrical Fittings									
28	1.5sqmm copper cable		100 meter	0.53	140.00	146.67	146.67	-4.55	-4.55
29	PVC Pipe	20mm	1metre	0.11	803.32	761.77	720.22	5.45	11.54
30	PVC bend		No.	0.09	386.67	373.33	320.00	3.57	20.83
31	PVC tee		No.	0.04	266.67	250.00	208.33	6.67	28.00
32	5amps 5 pin at switch board itself		No.	0.00	423.08	400.00	346.15	5.77	22.22
33	5amps 5 pin non interlocking switch		No.	0.00	500.00	480.00	450.00	4.17	11.11
34	Ceiling Rose		No.	0.02	208.33	208.33	191.67	0.00	8.70
35	Bakelite pattern Holder		No.	0.02	192.31	192.31	176.92	0.00	8.70
36	Bulk Head Fittings		No.	0.01	283.33	275.00	216.67	3.03	30.77
37	8 SWG GI wire		kg	0.04	246.00	242.00	189.92	1.65	29.53
38	32 amps 500V fuse unit		No.	0.01	228.57	222.86	171.43	2.56	33.33
39	Junction box		No.	0.04	766.67	766.67	733.33	0.00	4.55
40	Jointbox		No.	0.02	170.67	173.33	173.33	-1.54	-1.54
41	Hylem sheet		No.	0.02	135.41	135.41	131.15	0.00	3.25
42	Flush type switch		No.	0.04	157.14	157.14	164.29	0.00	-4.35
43	11wCFL bulb	11w	No.	0.01	133.33	133.33	133.33	0.00	0.00
44	Calling bell		No.	0.01	266.67	266.67	272.73	0.00	-2.22
45	25amps single phase ELCB		No.	0.25	122.40	123.66	116.09	-1.02	5.43
46	25mm GI pipe line	25mm	1 metre	0.05	318.97	323.28	323.28	-1.33	-1.33
47	GI Pipe 20mm(Earth pit)	20mm	1 metre	0.01	472.22	252.78	252.78	86.81	86.81
48	40mm dia GI pipe	40mm	1 metre	0.01	216.98	226.42	235.85	-4.17	-8.00
49	15mm GI Pipe	15mm	1 metre	0.01	354.84	362.90	362.90	-2.22	-2.22
50	GI reducers		No.	0.00	226.67	226.67	166.67	0.00	36.00
8.Sanitary & Water Supply									
51	Indian Water Closet		No.	0.05	266.67	266.67	233.33	0.00	14.29
52	S.W.Gully Trap	6"x4"	No.	0.01	360.00	373.33	400.00	-3.57	-10.00
53	S.W.Bend	4"	No.	0.01	481.82	472.73	490.91	1.92	-1.85
54	GI Pipe 20mm dia Hotwater line	20mm	1 metre	0.07	431.80	444.50	412.75	-2.86	4.62
55	Stone ware pipe 100mm	100mm	1 metre	0.14	687.50	687.50	675.00	0.00	1.85
56	PVC 32mm dia	32mm	1 metre	0.13	280.49	268.29	219.51	4.55	27.78
57	PVC 20mm dia	20mm	1 metre	0.02	302.22	302.22	244.44	0.00	23.64
58	PVC rain water down fall 110mm	110mm	1 metre	0.26	288.00	288.00	280.00	0.00	2.86
59	HDPE Cylindrical		No.	0.51	156.92	160.00	141.54	-1.92	10.87
II.Labour cost									
1. Skilled Labour									
60	Mason I & II (Brick Layer I & II Class)		No.	10.01	212.50	212.50	200.00	0.00	6.25
61	Carpenter		No.	0.99	214.29	214.29	214.29	0.00	0.00
62	Painter		No.	1.18	233.33	233.33	233.33	0.00	0.00
63	Fitter I & II		No.	0.59	233.33	233.33	233.33	0.00	0.00
64	Plumber		No.	0.09	233.33	233.33	233.33	0.00	0.00
65	Electrician Gr I & II		No.	0.39	233.33	233.33	233.33	0.00	0.00
2.Unskilled Labour									
66	Mazdoor-men		No.	6.52	290.91	254.55	254.55	14.29	14.29
67	Mazdoor-Women		No.	6.81	200.00	200.00	200.00	0.00	0.00
68	Helper		No.	0.38	250.00	250.00	250.00	0.00	0.00
III.Other expenses									
69	Mixing Charges per mortar		cu.m	1.41	320.00	320.00	200.00	0.00	60.00
70	E.B.Connection charges		No.	0.60	229.47	229.47	183.98	0.00	24.72
71	Contingencies	2.5%		2.22	214.42	212.84	201.55	0.74	6.38
72	Supervision charges	10%		8.89	214.42	212.84	201.55	0.74	6.38
				100.00					2.53

TABLE - 8
BUILDING CONSTRUCTION COST INDEX

QUARTER : DECEMBER 2022
(BASE YEAR:2011-12=100)

CENTRE : ERODE

Sl. No	ITEM	Weight	INDEX			% Variation	
			Current Quarter Dec 2022	Previous Quarter Sep 2022	Corresponding Qtr. of prev. year Dec 2021	Previous Quarter Sep 2022	Corresponding Qtr. of prev. year Dec 2021
I	<u>MATERIAL COST</u>						
1	BRICKS & TILES	22.34	217.41	218.53	198.94	-0.51	9.28
2	SAND, STONE & OTHER QUARRY PRODUCTS	9.51	274.92	275.04	265.40	-0.05	3.58
3	CEMENT & LIME	13.35	140.76	143.66	149.45	-2.02	-5.81
4	TIMBER & OTHER WOODS	3.93	164.28	164.78	159.33	-0.30	3.10
5	IRON & STEEL	6.00	155.90	161.39	153.81	-3.40	1.36
6	ANCILLIARY MATERIALS	2.23	285.98	286.29	232.16	-0.11	23.18
7	ELECTRICAL FITTINGS	1.36	249.54	245.94	232.73	1.46	7.22
8	SANITARY WARE & WATER SUPPL	1.20	287.15	287.97	267.74	-0.28	7.25
II	<u>LABOUR COST</u>						
1	SKILLED LABOUR	13.26	216.19	216.19	206.75	0.00	4.56
2	UNSKILLED LABOUR	13.70	244.62	227.33	227.33	7.61	7.61
III	<u>OTHER EXPENSES</u>						
1	MIXING CHARGES	1.41	320.00	320.00	200.00	0.00	60.00
2	E.B.SERVICE CONNECTION CHAR	0.60	229.47	229.47	183.98	0.00	24.72
3	CONTINGENCIES	2.22	214.42	212.84	201.55	0.74	6.38
4	SUPERVISION CHARGES	8.89	214.42	212.84	201.55	0.74	6.38
I	<i>MATERIAL COST</i>	59.92	204.49	206.10	194.72	-0.78	5.02
II	<i>LABOUR COST</i>	26.96	230.64	221.85	217.21	3.96	6.18
III	<i>OTHER EXPENSES</i>	13.12	226.46	225.12	200.59	0.59	12.90
	BUILDING CONSTRUCTION COST INDEX	100	214.42	212.84	201.55	0.74	6.38

TABLE - 10A
BUILDING CONSTRUCTION COST INDEX

Item-wise Cost relative

Quarter : December 2022

(Base year:2011-12=100)

Centre : Tiruchirappalli

Sl. No.	Item	Specification	Unit	Weight	COST RELATIVE			% Variation	
					Current Quarter Dec 2022	Previous Quarter Sep 2022	Corresponding Qtr. of prev. year Dec 2021	Previous Quarter Sep 2022	Corresponding Qtr. of prev. year Dec 2021
I. Material cost									
1.Bricks and Tiles Products									
1	Bricks	9"x4.5"x2.25"	1000 Nos.	14.01	218.39	218.39	206.90	0.00	5.56
2	Brick Jelly	20mm	cu.m	0.55	211.72	211.72	183.36	0.00	15.47
3	Pressed Tiles	9"x9"	1000 Nos.	1.80	146.34	146.34	136.59	0.00	7.14
4	Glazes tiles	9"x9"	1 No.	0.14	380.95	380.95	380.95	0.00	0.00
5	Ceramic tiles	9"x9"	1 No.	0.59	330.00	330.00	320.00	0.00	3.13
2.Sand stone and other Quarry Products									
6	Sand for mortar	River	cu.m	4.77	428.46	599.84	856.99	-28.57	-50.00
7	Stone Jelly (HBSJ)	40mm	cu.m	2.98	171.11	152.77	140.48	12.00	21.80
8	Stone Jelly (HBSJ)	20mm	cu.m	0.34	139.29	129.96	125.23	7.18	11.23
9	Stone Jelly Chips (HBSJ)	10mm	cu.m	1.36	176.67	126.67	120.67	39.47	46.41
10	Rough stone		cu.m	0.46	306.60	306.60	286.11	0.00	7.16
11	Bond stone		cu.m	0.00	0.00	0.00	0.00	0.00	0.00
3.Cement and Lime									
12	Cement		M.T	13.15	133.33	146.34	146.34	-8.89	-8.89
13	Lime stone		cu.m	0.21	333.33	333.33	308.50	0.00	8.05
4.Timber and other wood									
14	TW Frame		sq.m	1.05	144.51	144.51	124.39	0.00	16.17
15	TW Panel door shutter		sq.m	0.72	192.07	192.07	154.24	0.00	24.53
16	Solid PVC door shutter		sq.m	0.42	175.61	165.85	165.85	5.88	5.88
5.Iron and Steel									
17	Mild Steel Rods	10mm	MT	1.50	155.32	155.32	138.30	0.00	12.31
18	Ribbed Tar Steel (RTS)	8mm	MT	2.44	152.72	152.72	135.98	0.00	12.31
19	Binding Wire		Kq	0.55	135.85	135.85	135.85	0.00	0.00
20	Door catch		No.	0.04	148.76	140.50	140.50	5.88	5.88
21	Hold fast		No.	0.03	213.33	206.67	333.33	3.23	-36.00
22	Tower bolt receiver		No.	0.03	292.68	240.65	240.65	21.62	21.62
23	Steel window ventilator		Kq	1.28	226.09	226.09	226.09	0.00	0.00
6.Ancillary Materials									
24	Ready mix Prime paint		Ltr	0.11	147.78	137.93	137.93	7.14	7.14
25	Ready mix Synthetic Enamel paint		Ltr	0.06	166.67	150.00	150.00	11.11	11.11
26	Cement paint		Kq	1.99	271.74	271.74	190.22	0.00	42.86
27	Matt paint		Ltr	0.19	113.55	113.55	113.55	0.00	0.00
7.Electrical Fittings									
28	1.5sqmm copper cable		100 meter	0.62	128.19	130.23	129.28	-1.57	-0.85
29	PVC Pipe	20mm	1metre	0.10	285.71	200.00	200.00	42.86	42.86
30	PVC bend		No.	0.03	266.67	266.67	266.67	0.00	0.00
31	PVC tee		No.	0.02	301.59	301.59	301.59	0.00	0.00
32	5amps 5 pin at switch board itself		No.	0.00	333.33	200.00	200.00	66.67	66.67
33	5amps 5 pin non interlocking switch		No.	0.00	227.27	145.45	145.45	56.25	56.25
34	Ceiling Rose		No.	0.02	180.00	166.67	166.67	8.00	8.00
35	Bakelite pattern Holder		No.	0.02	200.00	182.35	182.35	9.68	9.68
36	Bulk Head Fittings		No.	0.01	347.22	291.67	263.89	19.05	31.58
37	8 SWG GI wire		kq	0.04	236.19	236.19	236.19	0.00	0.00
38	32 amps 500V fuse unit		No.	0.01	274.14	232.76	232.76	17.78	17.78
39	Junction box		No.	0.04	333.33	333.33	333.33	0.00	0.00
40	Jointbox		No.	0.02	333.33	333.33	333.33	0.00	0.00
41	Hylem sheet		No.	0.01	141.30	141.30	142.92	0.00	-1.14
42	Flush type switch		No.	0.05	129.70	129.70	129.70	0.00	0.00
43	11wCFL bulb	11w	No.	0.01	108.00	173.33	173.33	-37.69	-37.69
44	Calling bell		No.	0.01	204.82	201.20	201.20	1.80	1.80
45	25amps single phase ELCB		No.	0.25	122.97	136.91	141.51	-10.18	-13.11
46	25mm GI pipe line	25mm	1 metre	0.05	230.43	230.43	230.43	0.00	0.00
47	GI Pipe 20mm(Earth pit)	20mm	1 metre	0.01	243.06	243.06	181.94	0.00	33.59
48	40mm dia GI pipe	40mm	1 metre	0.01	212.93	212.93	212.93	0.00	0.00
49	15mm GI Pipe	15mm	1 metre	0.01	217.46	217.46	217.46	0.00	0.00
50	GI reducers		No.	0.01	128.77	128.77	128.77	0.00	0.00
8.Sanitary & Water Supply									
51	Indian Water Closet		No.	0.14	129.41	158.82	158.82	-18.52	-18.52
52	S.W.Gully Trap	6"x4"	No.	0.03	277.50	205.00	205.00	35.37	35.37
53	S.W.Bend	4"	No.	0.01	238.10	238.10	166.67	0.00	42.86
54	GI Pipe 20mm dia Hotwater line	20mm	1 metre	0.11	163.64	136.36	136.36	20.00	20.00
55	Stone ware pipe 100mm	100mm	1 metre	0.36	152.38	135.24	135.24	12.68	12.68
56	PVC 32mm dia	32mm	1 metre	0.15	255.32	245.74	245.74	3.90	3.90
57	PVC 20mm dia	20mm	1 metre	0.02	356.76	356.76	409.01	0.00	-12.78
58	PVC rain water down fall 110mm	110mm	1 metre	0.30	172.66	172.66	193.65	0.00	-10.84
59	HDPE Cylindrical		No.	0.52	194.28	169.23	138.46	14.80	40.31
II.Labour cost									
1. Skilled Labour									
Mason I & II (Brick Layer I & II Class									
60)		No.	11.72	172.97	172.97	172.97	0.00	0.00
61	Carpenter		No.	1.18	193.94	169.70	169.70	14.29	14.29
62	Painter		No.	1.50	213.33	186.67	173.33	14.29	23.08
63	Fitter I & II		No.	0.80	200.00	175.00	162.50	14.29	23.08
64	Plumber		No.	0.13	200.00	175.00	162.50	14.29	23.08
65	Electrician Gr I & II		No.	0.53	175.00	150.00	137.50	16.67	27.27
2.Unskilled Labour									
66	Mazdoor-men		No.	8.55	196.49	182.46	168.42	7.69	16.67
67	Mazdoor-Women		No.	7.84	219.78	197.80	175.82	11.11	25.00
68	Helper		No.	0.27	362.32	289.86	289.86	25.00	25.00
III.Other expenses									
69	Mixing Charges per mortar		cu.m	2.00	171.43	142.86	142.86	20.00	20.00
70	E.B.Connection charges		No.	0.60	171.41	171.41	169.06	0.00	1.39
71	Contingencies	2.5%		2.22	199.90	203.88	207.35	-1.95	-3.59
72	Supervision charges	10%		8.89	199.90	203.88	207.35	-1.95	-3.59
				100.00					1.73

TABLE - 10
BUILDING CONSTRUCTION COST INDEX

QUARTER : DECEMBER 2022
(BASE YEAR:2011-12=100)

CENTRE : TIRUCHIRAPPALLI

Sl. No	ITEM	Weight	INDEX			% Variation	
			Current Quarter Dec 2022	Previous Quarter Sep 2022	Corresponding Qtr. of prev. year Dec 2021	Previous Quarter Sep 2022	Corresponding Qtr. of prev. year Dec 2021
I	<u>MATERIAL COST</u>						
1	BRICKS & TILES	17.09	215.85	215.85	204.14	0.00	5.74
2	SAND, STONE & OTHER QUARRY PRODUCTS	9.91	300.96	370.76	488.93	-18.83	-38.45
3	CEMENT & LIME	13.36	136.48	149.28	145.75	-8.58	-6.36
4	TIMBER & OTHER WOODS	2.19	166.16	164.29	142.17	1.13	16.87
5	IRON & STEEL	5.86	168.80	168.45	157.77	0.21	6.99
6	ANCILLIARY MATERIALS	2.35	250.34	249.47	180.47	0.35	38.71
7	ELECTRICAL FITTINGS	1.37	169.38	164.97	164.66	2.68	2.87
8	SANITARY WARE & WATER SUPPLY	1.63	183.19	169.81	163.83	7.88	11.82
II	<u>LABOUR COST</u>						
1	SKILLED LABOUR	15.85	180.00	173.37	170.97	3.82	5.28
2	UNSKILLED LABOUR	16.66	210.10	191.39	173.84	9.77	20.86
III	<u>OTHER EXPENSES</u>						
1	MIXING CHARGES	2.00	171.43	142.86	142.86	20.00	20.00
2	E.B.SERVICE CONNECTION CHARGES	0.60	171.41	171.41	169.06	0.00	1.39
3	CONTINGENCIES	2.22	199.90	203.88	207.35	-1.95	-3.59
4	SUPERVISION CHARGES	8.89	199.90	203.88	207.35	-1.95	-3.59
I	<i>MATERIAL COST</i>	53.78	203.99	219.37	231.29	-7.01	-11.80
II	<i>LABOUR COST</i>	32.51	195.42	182.61	172.44	7.02	13.33
III	<i>OTHER EXPENSES</i>	13.71	194.50	193.55	196.26	0.49	-0.90
	BUILDING CONSTRUCTION COST INDEX	100	199.90	203.88	207.35	-1.95	-3.59

TABLE - 9A
BUILDING CONSTRUCTION COST INDEX

Item-wise Cost relative

Quarter : December 2022
(Base year:2011-12=100)

Centre : Thanjavur

Sl. No.	Item	Specification	Unit	Weight	COST RELATIVE			% Variation	
					Current Quarter Dec 2022	Previous Quarter Sep 2022	Corresponding Qtr. of prev. year Dec 2021	Previous Quarter Sep 2022	Corresponding Qtr. of prev. year Dec 2021
I. Material cost									
1.Bricks and Tiles Products									
1	Bricks	9"x4.5"x2.25"	1000 Nos.	12.18	226.67	213.33	200.00	6.25	13.33
2	Brick Jelly	20mm	cu.m	0.59	144.40	144.40	146.54	0.00	-1.46
3	Pressed Tiles	9"x9"	1000 Nos.	1.58	167.36	167.36	156.21	0.00	7.14
4	Glazes tiles	9"x9"	1 No.	0.14	426.83	426.83	426.83	0.00	0.00
5	Ceramic tiles	9"x9"	1 No.	0.61	341.46	341.46	370.73	0.00	-7.89
2.Sand stone and other Quarry Products									
6	Sand for mortar	River	cu.m	2.78	444.60	494.09	375.25	-10.02	18.48
7	Stone Jelly (HBSJ)	40mm	cu.m	5.42	115.26	115.26	123.70	0.00	-6.83
8	Stone Jelly (HBSJ)	20mm	cu.m	0.46	115.26	115.26	111.80	0.00	3.09
9	Stone Jelly Chips (HBSJ)	10mm	cu.m	2.38	115.56	115.56	112.10	0.00	3.09
10	Rough stone		cu.m	0.44	167.27	167.27	167.27	0.00	0.00
11	Bond stone		cu.m	0.61	166.89	166.89	166.89	0.00	0.00
3.Cement and Lime									
12	Cement		M.T	13.15	127.87	134.43	147.54	-4.88	-13.33
13	Lime stone		cu.m	0.28	126.67	126.67	126.67	0.00	0.00
4.Timber and other wood									
14	TW Frame		sq.m	0.83	277.78	277.78	277.78	0.00	0.00
15	TW Panel door shutter		sq.m	0.88	289.16	289.16	277.11	0.00	4.35
16	Solid PVC door shutter		sq.m	0.49	191.67	191.67	175.00	0.00	9.52
5.Iron and Steel									
17	Mild Steel Rods	10mm	MT	1.54	158.33	158.33	147.92	0.00	7.04
18	Ribbed Tar Steel (RTS)	8mm	MT	2.52	146.86	148.90	146.86	-1.37	0.00
19	Binding Wire		Kg	0.57	148.15	155.56	133.33	-4.76	11.11
20	Door catch		No.	0.03	168.94	168.94	161.49	0.00	4.62
21	Hold fast		No.	0.06	238.10	238.10	238.10	0.00	0.00
22	Tower bolt receiver		No.	0.02	222.22	222.22	222.22	0.00	0.00
23	Steel window ventilator		Kq	1.29	208.70	208.70	208.70	0.00	0.00
6.Ancillary Materials									
24	Ready mix Prime paint		Ltr	0.11	139.83	139.83	139.83	0.00	0.00
25	Ready mix Synthetic Enamel paint		Ltr	0.06	161.16	161.16	152.89	0.00	5.41
26	Cement paint		Kq	1.92	136.36	136.36	125.00	0.00	9.09
27	Matt paint		Ltr	0.10	178.57	178.57	142.86	0.00	25.00
7.Electrical Fittings									
28	1.5sqmm copper cable		100 meter	0.62	145.67	127.46	123.82	14.29	17.65
29	PVC Pipe	20mm	1metre	0.11	486.11	486.11	347.22	0.00	40.00
30	PVC bend		No.	0.02	833.33	833.33	666.67	0.00	25.00
31	PVC tee		No.	0.01	1136.84	1326.32	1263.16	-14.29	-10.00
32	5amps 5 pin at switch board itself		No.	0.00	357.14	214.29	214.29	66.67	66.67
33	5amps 5 pin non interlocking switch		No.	0.00	227.27	227.27	227.27	0.00	0.00
34	Ceiling Rose		No.	0.02	200.00	200.00	166.67	0.00	20.00
35	Bakelite pattern Holder		No.	0.02	230.30	212.12	212.12	8.57	8.57
36	Bulk Head Fittings		No.	0.01	250.00	250.00	250.00	0.00	0.00
37	8 SWG GI wire		kg	0.04	211.86	233.05	211.86	-9.09	0.00
38	32 amps 500V fuse unit		No.	0.01	200.00	200.00	200.00	0.00	0.00
39	Junction box		No.	0.02	166.67	166.67	166.67	0.00	0.00
40	Jointbox		No.	0.01	115.56	120.00	115.56	-3.70	0.00
41	Hylem sheet		No.	0.01	147.33	147.33	147.33	0.00	0.00
42	Flush type switch		No.	0.05	161.29	161.29	129.03	0.00	25.00
43	11wCFL bulb	11w	No.	0.02	168.07	168.07	151.26	0.00	11.11
44	Calling bell		No.	0.01	365.59	365.59	365.59	0.00	0.00
45	25amps single phase ELCB		No.	0.25	132.49	132.49	126.18	0.00	5.00
46	25mm GI pipe line	25mm	1 metre	0.05	230.60	230.60	141.91	0.00	62.50
47	GI Pipe 20mm(Earth pit)	20mm	1 metre	0.01	277.78	291.67	194.44	-4.76	42.86
48	40mm dia GI pipe	40mm	1 metre	0.01	257.84	257.84	250.87	0.00	2.78
49	15mm GI Pipe	15mm	1 metre	0.01	260.16	260.16	260.16	0.00	0.00
50	GI reducers		No.	0.01	162.16	148.65	148.65	9.09	9.09
8.Sanitary & Water Supply									
51	Indian Water Closet		No.	0.07	162.79	162.79	162.79	0.00	0.00
52	S.W.Gully Trap	6"x4"	No.	0.01	192.00	192.00	133.33	0.00	44.00
53	S.W.Bend	4"	No.	0.01	111.11	111.11	105.56	0.00	5.26
54	GI Pipe 20mm dia Hotwater line	20mm	1 metre	0.08	232.41	190.50	171.45	22.00	35.56
55	Stone ware pipe 100mm	100mm	1 metre	0.30	105.88	105.88	105.88	0.00	0.00
56	PVC 32mm dia	32mm	1 metre	0.15	250.00	282.61	250.00	-11.54	0.00
57	PVC 20mm dia	20mm	1 metre	0.02	547.95	657.53	383.56	-16.67	42.86
58	PVC rain water down fall 110mm	110mm	1 metre	0.31	190.48	224.49	200.68	-15.15	-5.08
59	HDPE Cylindrical		No.	0.52	153.85	153.85	153.85	0.00	0.00
II.Labour cost									
1. Skilled Labour									
60	Mason I & II (Brick Layer I & II Class)		No.	12.61	172.15	172.15	172.15	0.00	0.00
61	Carpenter		No.	1.23	183.53	183.53	183.53	0.00	0.00
62	Painter		No.	1.51	200.00	200.00	200.00	0.00	0.00
63	Fitter I & II		No.	0.76	194.67	194.67	192.00	0.00	1.39
64	Plumber		No.	0.12	194.67	194.67	192.00	0.00	1.39
65	Electrician Gr I & II		No.	0.50	200.00	200.00	200.00	0.00	0.00
2.Unskilled Labour									
66	Mazdoor-men		No.	8.32	183.27	183.27	180.36	0.00	1.61
67	Mazdoor-Women		No.	7.82	204.44	204.44	204.44	0.00	0.00
68	Helper		No.	0.24	345.38	337.35	321.29	2.38	7.50
III.Other expenses									
69	Mixing Charges per mortar		cu.m	1.33	260.87	260.87	217.39	0.00	20.00
70	E.B.Connection charges		No.	0.58	125.34	125.34	112.53	0.00	11.38
71	Contingencies	2.5%		2.22	185.10	185.93	180.28	-0.44	2.68
72	Supervision charges	10%		8.89	185.10	185.93	180.28	-0.44	2.68
				100.00					0.08

TABLE - 9
BUILDING CONSTRUCTION COST INDEX

QUARTER : DECEMBER 2022

CENTRE : THANJAVUR

(BASE YEAR:2011-12=100)

Sl. No	ITEM	Weight	INDEX			% Variation	
			Current Quarter Dec 2022	Previous Quarter Sep 2022	Corresponding Qtr. of prev. year Dec 2021	Previous Quarter Sep 2022	Corresponding Qtr. of prev. year Dec 2021
I	<u>MATERIAL COST</u>						
1	BRICKS & TILES	15.10	223.78	213.03	202.38	5.05	10.57
2	SAND, STONE & OTHER QUARRY PRODUCTS	12.10	195.56	206.94	182.58	-5.50	7.11
3	CEMENT & LIME	13.43	127.84	134.26	147.10	-4.78	-13.09
4	TIMBER & OTHER WOODS	2.21	263.07	263.07	254.55	0.00	3.35
5	IRON & STEEL	6.03	164.45	166.00	160.36	-0.93	2.55
6	ANCILLIARY MATERIALS	2.19	139.11	139.11	127.30	0.00	9.28
7	ELECTRICAL FITTINGS	1.34	199.27	191.53	167.58	4.04	18.91
8	SANITARY WARE & WATER SUPPLY	1.47	170.99	180.76	167.53	-5.40	2.06
II	<u>LABOUR COST</u>						
1	SKILLED LABOUR	16.73	177.51	177.51	177.37	0.00	0.08
2	UNSKILLED LABOUR	16.38	195.77	195.65	193.94	0.06	0.95
III	<u>OTHER EXPENSES</u>						
1	MIXING CHARGES	1.33	260.87	260.87	217.39	0.00	20.00
2	E.B.SERVICE CONNECTION CHARGES	0.58	125.34	125.34	112.53	0.00	11.38
3	CONTINGENCIES	2.22	185.10	185.93	180.28	-0.44	2.68
4	SUPERVISION CHARGES	8.89	185.10	185.93	180.28	-0.44	2.68
I	<i>MATERIAL COST</i>	53.87	183.00	184.39	176.72	-0.75	3.56
II	<i>LABOUR COST</i>	33.11	186.55	186.49	185.57	0.03	0.53
III	<i>OTHER EXPENSES</i>	13.02	190.14	190.85	181.57	-0.37	4.72
	BUILDING CONSTRUCTION COST INDEX	100	185.10	185.93	180.28	-0.44	2.68

TABLE - 11A
BUILDING CONSTRUCTION COST INDEX

Item-wise Cost relative

Quarter : December 2022
(Base year:2011-12=100)

Centre : Pudukkottai

Sl. No.	Item	Specification	Unit	Weight	COST RELATIVE			% Variation	
					Current Quarter Dec 2022	Previous Quarter Sep 2022	Corresponding Qtr. of prev. year Dec 2021	Previous Quarter Sep 2022	Corresponding Qtr. of prev. year Dec 2021
I. Material cost									
I. Material cost									
1	Bricks	9"x4.5"x2.25"	1000 Nos.	14.26	251.22	251.22	222.76	0.00	12.77
2	Brick Jelly	20mm	cu.m	0.32	301.51	301.51	292.98	0.00	2.91
3	Pressed Tiles	9"x9"	1000 Nos.	2.08	181.82	172.73	172.73	5.26	5.26
4	Glazes tiles	9"x9"	1 No.	0.25	274.07	266.67	259.26	2.78	5.71
5	Ceramic tiles	9"x9"	1 No.	2.02	152.38	155.56	152.38	-2.04	0.00
2. Sand stone and other Quarry Products									
6	Sand for mortar	River	cu.m	3.37	546.45	546.45	613.60	0.00	-10.94
7	Stone Jelly (HBSJ)	40mm	cu.m	3.38	158.30	151.38	134.06	4.58	18.08
8	Stone Jelly (HBSJ)	20mm	cu.m	0.36	124.11	124.11	131.05	0.00	-5.30
9	Stone Jelly Chips (HBSJ)	10mm	cu.m	1.86	148.85	139.62	142.92	6.61	4.15
10	Rough stone		cu.m	0.51	118.85	118.85	115.45	0.00	2.94
11	Bond stone		cu.m	0.65	115.79	115.79	113.16	0.00	2.33
3. Cement and Lime									
12	Cement		M.T	14.15	132.24	146.94	140.41	-10.00	-5.81
13	Lime stone		cu.m	0.22	171.12	150.76	106.79	13.50	60.23
4. Timber and other wood									
14	TW Frame		sq.m	1.06	198.14	191.95	183.28	3.23	8.11
15	TW Panel door shutter		sq.m	1.65	187.59	179.31	172.41	4.62	8.80
16	Solid PVC door shutter		sq.m	0.62	139.01	138.30	138.30	0.51	0.51
5. Iron and Steel									
17	Mild Steel Rods	10mm	MT	1.63	157.42	158.27	150.87	-0.53	4.34
18	Ribbed Tar Steel (RTS)	8mm	MT	2.67	150.49	150.08	143.90	0.27	4.58
19	Binding Wire		Kq	0.60	143.40	141.89	128.30	1.06	11.76
20	Door catch		No.	0.03	175.00	180.00	175.00	-2.78	0.00
21	Hold fast		No.	0.11	309.09	305.45	145.45	1.19	112.50
22	Tower bolt receiver		No.	0.03	266.67	266.67	260.00	0.00	2.56
23	Steel window ventilator		Kq	1.61	171.64	171.64	149.25	0.00	15.00
6. Ancillary Materials									
24	Ready mix Prime paint		Ltr	0.13	142.04	142.04	151.20	0.00	-6.06
25	Ready mix Synthetic Enamel paint		Ltr	0.06	182.61	182.61	165.22	0.00	10.53
26	Cement paint		Kq	2.33	220.00	220.00	210.00	0.00	4.76
27	Matt paint		Ltr	0.13	206.06	206.06	200.00	0.00	3.03
7. Electrical Fittings									
28	1.5sqmm copper cable		100 meter	1.02	142.86	152.38	166.67	-6.25	-14.29
29	PVC Pipe	20mm	1metre	0.16	250.00	230.00	160.00	8.70	56.25
30	PVC bend		No.	0.03	500.00	500.00	500.00	0.00	0.00
31	PVC tee		No.	0.03	187.50	187.50	175.00	0.00	7.14
32	5amps 5 pin at switch board itself		No.	0.01	222.22	222.22	158.73	0.00	40.00
33	5amps 5 pin non interlocking switch		No.	0.00	145.45	145.45	136.36	0.00	6.67
34	Ceiling Rose		No.	0.02	142.86	142.86	142.86	0.00	0.00
35	Bakelite pattern Holder		No.	0.03	131.58	131.58	136.84	0.00	-3.85
36	Bulk Head Fittings		No.	0.02	141.59	141.59	169.91	0.00	-16.67
37	8 SWG GI wire		kq	0.06	195.98	195.98	158.42	0.00	23.71
38	32 amps 500V fuse unit		No.	0.02	146.07	126.97	126.97	15.04	15.04
39	Junction box		No.	0.04	353.33	353.33	340.00	0.00	3.92
40	Jointbox		No.	0.02	151.52	151.52	161.62	0.00	-6.25
41	Hylem sheet		No.	0.02	132.81	132.81	132.81	0.00	0.00
42	Flush type switch		No.	0.04	125.00	125.00	125.00	0.00	0.00
43	11w CFL bulb	11w	No.	0.01	233.33	233.33	233.33	0.00	0.00
44	Calling bell		No.	0.01	270.83	270.83	260.42	0.00	4.00
45	25amps single phase ELCB		No.	0.18	129.52	129.52	128.57	0.00	0.74
46	25mm GI pipe line	25mm	1 metre	0.05	187.50	187.50	187.50	0.00	0.00
47	GI Pipe 20mm(Earth pit)	20mm	1 metre	0.02	157.89	157.89	157.89	0.00	0.00
48	40mm dia GI pipe	40mm	1 metre	0.01	204.17	204.17	204.17	0.00	0.00
49	15mm GI Pipe	15mm	1 metre	0.01	178.57	178.57	178.57	0.00	0.00
50	GI reducers		No.	0.00	180.18	180.18	180.18	0.00	0.00
8. Sanitary & Water Supply									
51	Indian Water Closet		No.	0.07	145.69	145.69	143.13	0.00	1.79
52	S.W. Gully Trap	6"x4"	No.	0.01	173.91	173.91	173.91	0.00	0.00
53	S.W. Bend	4"	No.	0.01	169.01	169.01	169.01	0.00	0.00
54	GI Pipe 20mm dia Hotwater line	20mm	1 metre	0.11	159.04	159.04	159.04	0.00	0.00
55	Stone ware pipe 100mm	100mm	1 metre	0.39	199.05	199.05	199.05	0.00	0.00
56	PVC 32mm dia	32mm	1 metre	0.17	180.85	178.72	178.72	1.19	1.19
57	PVC 20mm dia	20mm	1 metre	0.02	221.05	221.05	221.05	0.00	0.00
58	PVC rain water down fall 110mm	110mm	1 metre	0.34	183.67	183.67	183.67	0.00	0.00
59	HDPE Cylindrical		No.	0.62	144.44	144.44	129.17	0.00	11.83
II. Labour cost									
1. Skilled Labour									
60	Mason I & II (Brick Laver I & II Class)		No.	9.92	215.17	206.90	206.90	4.00	4.00
61	Carpenter		No.	0.93	216.67	216.67	216.67	0.00	0.00
62	Painter		No.	1.24	222.61	215.65	208.70	3.23	6.67
63	Fitter I & II		No.	0.76	171.43	171.43	171.43	0.00	0.00
64	Plumber		No.	0.10	233.33	226.67	210.00	2.94	11.11
65	Electrician Gr I & II		No.	0.43	233.33	233.33	233.33	0.00	0.00
2. Unskilled Labour									
66	Mazdoor-men		No.	7.13	229.09	225.45	210.91	1.61	8.62
67	Mazdoor-Women		No.	6.24	238.81	238.81	220.90	0.00	8.11
68	Helper		No.	0.30	239.73	239.73	239.73	0.00	0.00
III. Other expenses									
69	Mixing Charges per mortar		cu.m	1.34	244.90	244.90	244.90	0.00	0.00
70	E.B. Connection charges		No.	0.89	157.78	157.78	136.83	0.00	15.31
71	Contingencies	2.5%		2.22	208.58	208.93	200.54	-0.16	4.01
72	Supervision charges	10%		8.89	208.58	208.93	200.54	-0.16	4.01
				100.00					0.53

TABLE - 11
BUILDING CONSTRUCTION COST INDEX

QUARTER : DECEMBER 2022

CENTRE :PUDUKOTTAI

(BASE YEAR:2011-12=100)

Sl. No	ITEM	Weight	INDEX			% Variation	
			Current Quarter Dec 2022	Previous Quarter Sep 2022	Corresponding Qtr. of prev. year Dec 2021	Previous Quarter Sep 2022	Corresponding Qtr. of prev. year Dec 2021
I	<u>MATERIAL COST</u>						
1	BRICKS & TILES	18.93	234.21	233.45	211.42	0.33	10.78
2	SAND, STONE & OTHER QUARRY PRODUCTS	10.13	279.67	275.66	292.73	1.45	-4.46
3	CEMENT & LIME	14.36	132.83	147.00	139.90	-9.64	-5.06
4	TIMBER & OTHER WOODS	3.32	181.86	175.66	169.49	3.53	7.30
5	IRON & STEEL	6.69	159.98	159.84	146.19	0.08	9.44
6	ANCILLIARY MATERIALS	2.65	214.70	214.70	205.66	0.00	4.39
7	ELECTRICAL FITTINGS	1.80	166.55	172.53	172.86	-3.46	-3.65
8	SANITARY WARE & WATER SUPPLY	1.73	170.14	169.93	164.38	0.12	3.50
II	<u>LABOUR COST</u>						
1	SKILLED LABOUR	13.38	214.20	207.37	206.60	3.30	3.68
2	UNSKILLED LABOUR	13.67	233.76	232.62	216.11	0.49	8.17
III	<u>OTHER EXPENSES</u>						
1	MIXING CHARGES	1.34	244.90	244.90	244.90	0.00	0.00
2	E.B.SERVICE CONNECTION CHARGES	0.89	157.78	157.78	136.83	0.00	15.31
3	CONTINGENCIES	2.22	208.58	208.93	200.54	-0.16	4.01
4	SUPERVISION CHARGES	8.89	208.58	208.93	200.54	-0.16	4.01
I	<i>MATERIAL COST</i>	59.62	201.49	203.80	195.57	-1.13	3.03
II	<i>LABOUR COST</i>	27.05	224.09	220.13	211.40	1.80	6.00
III	<i>OTHER EXPENSES</i>	13.33	208.84	209.13	200.75	-0.14	4.03
	BUILDING CONSTRUCTION COST INDEX	100	208.58	208.93	200.54	-0.16	4.01

TABLE - 12A
BUILDING CONSTRUCTION COST INDEX

Item-wise Cost relative

Quarter : December 2022
(Base year:2011-12=100)

Centre :Madurai

Sl. No.	Item	Specification	Unit	Weight	COST RELATIVE			% Variation	
					Current Quarter Dec 2022	Previous Quarter Sep 2022	Corresponding Qtr. of prev. year Dec 2021	Previous Quarter Sep 2022	Corresponding Qtr. of prev. year Dec 2021
I. Material cost									
1.Bricks and Tiles Products									
1	Bricks	9"x4.5"x2.25"	1000 Nos.	18.85	194.73	192.11	178.94	1.36	8.82
2	Brick Jelly	20mm	cu.m	0.50	242.42	237.52	193.86	2.07	25.05
3	Pressed Tiles	9"x9"	1000 Nos.	1.58	153.85	153.85	143.59	0.00	7.14
4	Glazes tiles	9"x9"	1 No.	0.12	217.69	217.69	217.69	0.00	0.00
5	Ceramic tiles	9"x9"	1 No.	1.72	158.73	158.73	158.73	0.00	0.00
2.Sand stone and other Quarry Products									
6	Sand for mortar	River	cu.m	3.65	431.29	482.76	482.76	-10.66	-10.66
7	Stone Jelly (HBSJ)	40mm	cu.m	2.57	196.64	196.64	183.60	0.00	7.10
8	Stone Jelly (HBSJ)	20mm	cu.m	0.37	125.48	124.15	121.57	1.07	3.22
9	Stone Jelly Chips (HBSJ)	10mm	cu.m	1.26	176.39	176.39	167.65	0.00	5.22
10	Rough stone		cu.m	0.42	113.04	113.04	113.04	0.00	0.00
11	Bond stone		cu.m	0.56	105.26	105.26	105.26	0.00	0.00
3.Cement and Lime									
12	Cement		M.T	12.25	129.03	135.48	132.26	-4.76	-2.44
13	Lime stone		cu.m	0.16	168.72	168.72	168.79	0.00	-0.04
4.Timber and other wood									
14	TW Frame		sq.m	0.82	115.25	115.25	115.25	0.00	0.00
15	TW Panel door shutter		sq.m	0.80	124.57	124.59	124.59	-0.02	-0.02
16	Solid PVC door shutter		sq.m	0.43	192.43	188.24	188.24	2.23	2.23
5.Iron and Steel									
17	Mild Steel Rods	10mm	MT	1.39	150.08	149.02	139.51	0.71	7.58
18	Ribbed Tar Steel (RTS)	8mm	MT	2.24	149.29	148.24	138.78	0.71	7.58
19	Binding Wire		Kg	0.48	152.18	152.18	140.85	0.00	8.05
20	Door catch		No.	0.03	120.00	120.00	120.00	0.00	0.00
21	Hold fast		No.	0.03	133.33	133.33	133.33	0.00	0.00
22	Tower bolt receiver		No.	0.02	194.44	194.44	194.44	0.00	0.00
23	Steel window ventilator		Kg	1.32	187.50	187.50	179.69	0.00	4.35
6.Ancillary Materials									
24	Ready mix Prime paint		Ltr	0.11	142.86	140.48	134.76	1.69	6.01
25	Ready mix Synthetic Enamel paint		Ltr	0.05	195.45	186.36	159.09	4.88	22.86
26	Cement paint		Kg	1.64	146.34	146.34	146.34	0.00	0.00
27	Matt paint		Ltr	0.09	129.81	123.77	118.49	4.88	9.55
7.Electrical Fittings									
28	1.5samm copper cable		100 meter	0.73	152.34	146.06	146.03	4.30	4.32
29	PVC Pipe	20mm	1metre	0.14	243.90	243.90	224.39	0.00	8.70
30	PVC bend		No.	0.04	428.57	428.57	500.00	0.00	-14.29
31	PVC tee		No.	0.02	287.50	287.50	300.00	0.00	-4.17
32	5amps 5 pin at switch board itself		No.	0.00	118.75	112.50	112.50	5.56	5.56
33	5amps 5 pin non interlocking switch		No.	0.01	184.62	184.62	138.46	0.00	33.33
34	Ceiling Rose		No.	0.02	147.37	147.37	147.37	0.00	0.00
35	Bakelite pattern Holder		No.	0.02	173.68	173.68	184.21	0.00	-5.71
36	Bulk Head Fittings		No.	0.01	437.50	437.50	375.00	0.00	16.67
37	8 SWG GI wire		kg	0.04	158.14	158.14	158.14	0.00	0.00
38	32 amps 500V fuse unit		No.	0.01	162.96	162.96	133.33	0.00	22.22
39	Junction box		No.	0.04	353.33	353.33	340.00	0.00	3.92
40	Jointbox		No.	0.01	213.16	213.16	205.26	0.00	3.85
41	Hylem sheet		No.	0.02	118.03	118.03	121.31	0.00	-2.70
42	Flush type switch		No.	0.04	133.33	133.33	133.33	0.00	0.00
43	11w CFL bulb	11w	No.	0.01	138.53	138.53	125.11	0.00	10.73
44	Calling bell		No.	0.01	322.92	322.92	250.00	0.00	29.17
45	25amps single phase ELCB		No.	0.15	180.95	180.95	142.86	0.00	26.67
46	25mm GI pipe line	25mm	1 metre	0.06	144.26	145.70	158.68	-0.99	-9.09
47	GI Pipe 20mm(Earth pit)	20mm	1 metre	0.01	260.20	260.20	260.20	0.00	0.00
48	40mm dia GI pipe	40mm	1 metre	0.01	181.54	181.54	196.92	0.00	-7.81
49	15mm GI Pipe	15mm	1 metre	0.01	219.30	210.53	210.53	4.17	4.17
50	GI reducers		No.	0.00	235.71	235.71	250.00	0.00	-5.71
8.Sanitary & Water Supply									
51	Indian Water Closet		No.	0.14	163.68	168.80	168.80	-3.03	-3.03
52	S.W.Gully Trap	6"x4"	No.	0.03	190.48	190.48	152.38	0.00	25.00
53	S.W.Bend	4"	No.	0.01	277.78	277.78	277.78	0.00	0.00
54	GI Pipe 20mm dia Hotwater line	20mm	1 metre	0.12	212.78	212.78	183.93	0.00	15.69
55	Stone ware pipe 100mm	100mm	1 metre	0.32	150.00	150.00	150.00	0.00	0.00
56	PVC 32mm dia	32mm	1 metre	0.14	182.13	182.13	139.28	0.00	30.77
57	PVC 20mm dia	20mm	1 metre	0.02	235.75	235.75	225.03	0.00	4.76
58	PVC rain water down fall 110mm	110mm	1 metre	0.22	158.22	160.00	163.70	-1.11	-3.34
59	HDPE Cylindrical		No.	0.53	125.00	125.00	116.67	0.00	7.14
II. Labour cost									
1. Skilled Labour									
60	Mason I & II (Brick Layer I & II Class)		No.	10.97	202.67	202.67	181.33	0.00	11.76
61	Carpenter		No.	1.06	212.50	212.50	187.50	0.00	13.33
62	Painter		No.	1.45	203.17	203.17	190.48	0.00	6.67
63	Fitter I & II		No.	0.67	220.69	220.69	206.90	0.00	6.67
64	Plumber		No.	0.11	220.69	220.69	206.90	0.00	6.67
65	Electrician Gr I & II		No.	0.47	196.72	196.72	183.61	0.00	7.14
2.Unskilled Labour									
66	Mazdoor-men		No.	8.04	220.69	213.79	206.90	3.23	6.67
67	Mazdoor-Women		No.	7.76	205.13	194.87	184.62	5.26	11.11
68	Helper		No.	0.27	264.90	264.90	215.23	0.00	23.08
III.Other expenses									
69	Mixing Charges per mortar		cu.m	1.31	571.34	457.20	457.20	24.96	24.96
70	E.B.Connection charges		No.	0.40	185.90	185.90	167.64	0.00	10.89
71	Contingencies	2.5%		2.22	197.83	197.12	187.25	0.36	5.65
72	Supervision charges	10%		8.89	197.83	197.12	187.25	0.36	5.65
				100.00					5.85

TABLE - 12
BUILDING CONSTRUCTION COST INDEX

QUARTER : DECEMBER 2022

CENTRE : MADURAI

(BASE YEAR:2011-12=100)

Sl. No	ITEM	Weight	INDEX			% Variation	
			Current Quarter Dec 2022	Previous Quarter Sep 2022	Corresponding Qtr. of prev. year Dec 2021	Previous Quarter Sep 2022	Corresponding Qtr. of prev. year Dec 2021
I	<u>MATERIAL COST</u>						
1	BRICKS & TILES	22.76	190.33	188.05	175.48	1.21	8.46
2	SAND, STONE & OTHER QUARRY PRODUCTS	8.83	278.03	299.26	294.11	-7.09	-5.47
3	CEMENT & LIME	12.41	129.56	135.93	132.74	-4.68	-2.40
4	TIMBER & OTHER WOODS	2.05	135.07	134.19	134.19	0.65	0.65
5	IRON & STEEL	5.50	158.80	158.10	150.91	0.44	5.23
6	ANCILLIARY MATERIALS	1.88	146.62	145.98	144.72	0.44	1.31
7	ELECTRICAL FITTINGS	1.42	184.56	181.33	177.24	1.78	4.13
8	SANITARY WARE & WATER SUPPL	1.54	154.84	155.57	146.12	-0.47	5.97
II	<u>LABOUR COST</u>						
1	SKILLED LABOUR	14.73	204.19	204.19	184.10	0.00	10.91
2	UNSKILLED LABOUR	16.07	213.91	205.51	196.27	4.09	8.99
III	<u>OTHER EXPENSES</u>						
1	MIXING CHARGES	1.31	571.34	457.20	457.20	24.96	24.96
2	E.B.SERVICE CONNECTION CHAR	0.40	185.90	185.90	167.64	0.00	10.89
3	CONTINGENCIES	2.22	197.83	197.12	187.25	0.36	5.65
4	SUPERVISION CHARGES	8.89	197.83	197.12	187.25	0.36	5.65
I	<i>MATERIAL COST</i>	56.39	183.02	186.65	178.96	-1.94	2.27
II	<i>LABOUR COST</i>	30.79	209.26	204.88	190.45	2.14	9.88
III	<i>OTHER EXPENSES</i>	12.82	235.48	224.56	216.00	4.86	9.02
	BUILDING CONSTRUCTION COST INDEX	100	197.83	197.12	187.25	0.36	5.65

TABLE - 13A
BUILDING CONSTRUCTION COST INDEX

Item-wise Cost relative

Quarter : December 2022
(Base year:2011-12=100)

Centre : Virudhunagar

Sl. No.	Item	Specification	Unit	Weight	COST RELATIVE			% Variation	
					Current Quarter Dec 2022	Previous Quarter Sep 2022	Corresponding Qtr. of prev. year Dec 2021	Previous Quarter Sep 2022	Corresponding Qtr. of prev. year Dec 2021
I. Material cost									
1.Bricks and Tiles Products									
1	Bricks	9"x4.5"x2.25"	1000 Nos.	14.51	264.26	264.26	264.26	0.00	0.00
2	Brick Jelly	20mm	cu.m	0.41	261.91	261.91	241.31	0.00	8.54
3	Pressed Tiles	9"x9"	1000 Nos.	1.78	160.00	160.00	160.00	0.00	0.00
4	Glazes tiles	9"x9"	1 No.	0.14	408.16	408.16	408.16	0.00	0.00
5	Ceramic tiles	9"x9"	1 No.	2.02	126.98	126.98	126.98	0.00	0.00
2.Sand stone and other Quarry Products									
6	Sand for mortar	River	cu.m	3.28	562.37	572.93	572.93	-1.84	-1.84
7	Stone Jelly (HBSJ)	40mm	cu.m	3.15	168.73	175.00	175.00	-3.58	-3.58
8	Stone Jelly (HBSJ)	20mm	cu.m	0.36	134.88	139.53	139.53	-3.33	-3.33
9	Stone Jelly Chips (HBSJ)	10mm	cu.m	1.30	159.96	153.33	153.33	4.32	4.32
10	Rough stone		cu.m	0.50	145.83	145.83	121.53	0.00	20.00
11	Bond stone		cu.m	0.68	142.99	142.99	113.92	0.00	25.51
3.Cement and Lime									
12	Cement		M.T	14.23	130.08	136.59	146.34	-4.76	-11.11
13	Lime stone		cu.m	0.19	313.95	313.95	228.67	0.00	37.30
4.Timber and other wood									
14	TW Frame		sq.m	0.97	160.47	160.47	109.42	0.00	46.65
15	TW Panel door shutter		sq.m	0.79	308.88	308.88	216.22	0.00	42.86
16	Solid PVC door shutter		sq.m	0.51	171.24	171.24	171.30	0.00	-0.03
5.Iron and Steel									
17	Mild Steel Rods	10mm	MT	1.54	160.89	160.89	143.02	0.00	12.50
18	Ribbed Tar Steel (RTS)	8mm	MT	2.36	172.59	172.59	146.94	0.00	17.46
19	Binding Wire		Kq	0.49	193.55	184.33	184.33	5.00	5.00
20	Door catch		No.	0.03	150.00	150.00	137.50	0.00	9.09
21	Hold fast		No.	0.03	146.67	146.67	133.33	0.00	10.00
22	Tower bolt receiver		No.	0.02	320.00	307.69	246.15	4.00	30.00
23	Steel window ventilator		Kq	1.39	208.70	200.00	191.30	4.35	9.09
6.Ancillary Materials									
24	Ready mix Prime paint		Ltr	0.12	135.00	135.00	125.00	0.00	8.00
25	Ready mix Synthetic Enamel paint		Ltr	0.06	190.91	181.82	163.64	5.00	16.67
26	Cement paint		Kq	2.15	130.43	126.09	126.09	3.45	3.45
27	Matt paint		Ltr	0.11	142.86	142.86	136.05	0.00	5.00
7.Electrical Fittings									
28	1.5sqmm copper cable		100 meter	0.72	128.30	128.24	108.68	0.05	18.06
29	PVC Pipe	20mm	1metre	0.16	226.67	233.30	216.70	-2.84	4.60
30	PVC bend		No.	0.05	428.57	428.57	428.57	0.00	0.00
31	PVC tee		No.	0.03	275.00	275.00	250.00	0.00	10.00
32	5amps 5 pin at switch board itself		No.	0.00	222.22	222.22	185.19	0.00	20.00
33	5amps 5 pin non interlocking switch		No.	0.01	116.67	116.67	116.67	0.00	0.00
34	Ceiling Rose		No.	0.02	200.00	200.00	178.57	0.00	12.00
35	Bakelite pattern Holder		No.	0.02	228.57	228.57	214.29	0.00	6.67
36	Bulk Head Fittings		No.	0.01	246.15	230.77	230.77	6.67	6.67
37	8 SWG GI wire		kq	0.05	168.89	168.89	154.67	0.00	9.20
38	32 amps 500V fuse unit		No.	0.01	158.82	158.82	117.65	0.00	35.00
39	Junction box		No.	0.03	150.00	150.00	150.00	0.00	0.00
40	Jointbox		No.	0.01	177.42	177.42	177.42	0.00	0.00
41	Hylem sheet		No.	0.02	118.03	118.03	121.31	0.00	-2.70
42	Flush type switch		No.	0.05	116.73	116.73	110.25	0.00	5.88
43	11wCFL bulb	11w	No.	0.01	112.50	112.50	162.50	0.00	-30.77
44	Calling bell		No.	0.01	300.00	288.89	266.67	3.85	12.50
45	25amps single phase ELCB		No.	0.11	196.08	196.08	196.08	0.00	0.00
46	25mm GI pipe line	25mm	1 metre	0.06	238.10	238.10	199.13	0.00	19.57
47	GI Pipe 20mm(Earth pit)	20mm	1 metre	0.02	190.70	181.40	176.74	5.13	7.89
48	40mm dia GI pipe	40mm	1 metre	0.01	255.10	255.10	231.29	0.00	10.29
49	15mm GI Pipe	15mm	1 metre	0.01	301.59	293.65	285.71	2.70	5.56
50	GI reducers		No.	0.00	173.08	173.08	173.08	0.00	0.00
8.Sanitary & Water Supply									
51	Indian Water Closet		No.	0.10	164.86	164.86	242.95	0.00	-32.14
52	S.W.Gully Trap	6"x4"	No.	0.03	151.52	151.52	145.45	0.00	4.17
53	S.W.Bend	4"	No.	0.01	196.43	190.48	214.29	3.13	-8.33
54	GI Pipe 20mm dia Hotwater line	20mm	1 metre	0.14	161.47	161.47	154.13	0.00	4.76
55	Stone ware pipe 100mm	100mm	1 metre	0.26	214.29	214.29	214.29	0.00	0.00
56	PVC 32mm dia	32mm	1 metre	0.17	163.83	163.83	138.30	0.00	18.46
57	PVC 20mm dia	20mm	1 metre	0.02	313.51	324.32	324.32	-3.33	-3.33
58	PVC rain water down fall 110mm	110mm	1 metre	0.34	123.81	122.45	102.04	1.11	21.33
59	HDPE Cylindrical		No.	0.62	138.89	143.06	143.06	-2.91	-2.91
II.Labour cost									
1. Skilled Labour									
60	Mason I & II (Brick Layer I & II Class)		No.	10.52	208.47	208.47	182.41	0.00	14.29
61	Carpenter		No.	1.07	231.88	231.88	202.90	0.00	14.29
62	Painter		No.	1.49	231.88	231.88	202.90	0.00	14.29
63	Fitter I & II		No.	0.68	253.97	222.22	222.22	14.29	14.29
64	Plumber		No.	0.11	238.10	206.35	206.35	15.38	15.38
65	Electrician Gr I & II		No.	0.55	183.61	170.49	157.38	7.69	16.67
2.Unskilled Labour									
66	Mazdoor-men		No.	7.59	205.13	205.13	188.03	0.00	9.09
67	Mazdoor-Women		No.	8.58	191.30	191.30	173.91	0.00	10.00
68	Helper		No.	0.31	264.90	264.90	231.79	0.00	14.29
III.Other expenses									
69	Mixing Charges per mortar		cu.m	1.31	165.20	165.20	165.20	0.00	0.00
70	E.B.Connection charges		No.	0.45	210.77	210.77	171.99	0.00	22.55
71	Contingencies	2.5%		2.22	205.92	206.86	197.40	-0.46	4.31
72	Supervision charges	10%		8.89	205.92	206.86	197.40	-0.46	4.31
				100.00					16.75

TABLE - 13
BUILDING CONSTRUCTION COST INDEX

QUARTER : DECEMBER 2022

CENTRE : VIRUDHUNAGAR

(BASE YEAR:2011-12=100)

Sl. No	ITEM	Weight	INDEX			% Variation	
			Current Quarter Dec 2022	Previous Quarter Sep 2022	Corresponding Qtr. of prev. year Dec 2021	Previous Quarter Sep 2022	Corresponding Qtr. of prev. year Dec 2021
I	<u>MATERIAL COST</u>						
1	BRICKS & TILES	18.85	240.72	240.72	240.28	0.00	0.19
2	SAND, STONE & OTHER QUARRY PRODUCTS	9.27	302.24	307.36	303.93	-1.67	-0.55
3	CEMENT & LIME	14.42	132.53	138.94	146.11	-4.62	-9.29
4	TIMBER & OTHER WOODS	2.27	214.69	214.69	160.65	0.00	33.63
5	IRON & STEEL	5.86	180.00	177.13	161.83	1.62	11.23
6	ANCILLIARY MATERIALS	2.44	132.61	128.56	127.35	3.14	4.13
7	ELECTRICAL FITTINGS	1.43	171.49	171.85	156.37	-0.21	9.66
8	SANITARY WARE & WATER SUPPL	1.69	156.10	157.43	154.92	-0.85	0.76
II	<u>LABOUR COST</u>						
1	SKILLED LABOUR	14.42	214.06	211.82	187.17	1.06	14.37
2	UNSKILLED LABOUR	16.49	199.08	199.08	181.52	0.00	9.67
III	<u>OTHER EXPENSES</u>						
1	MIXING CHARGES	1.31	165.20	165.20	165.20	0.00	0.00
2	E.B.SERVICE CONNECTION CHAR	0.45	210.77	210.77	171.99	0.00	22.55
3	CONTINGENCIES	2.22	205.92	206.86	197.40	-0.46	4.31
4	SUPERVISION CHARGES	8.89	205.92	206.86	197.40	-0.46	4.31
I	<i>MATERIAL COST</i>	56.23	206.75	208.81	205.64	-0.99	0.54
II	<i>LABOUR COST</i>	30.90	206.07	205.02	184.15	0.51	11.90
III	<i>OTHER EXPENSES</i>	12.87	201.94	202.76	193.24	-0.40	4.51
	BUILDING CONSTRUCTION COST INDEX	100	205.92	206.86	197.40	-0.46	4.31

TABLE - 14A
BUILDING CONSTRUCTION COST INDEX

Item-wise Cost relative

Quarter : December 2022
(Base year:2011-12=100)

Centre : Palayamkottai

Sl. No.	Item	Specification	Unit	Weight	COST RELATIVE			% Variation	
					Current Quarter Dec 2022	Previous Quarter Sep 2022	Corresponding Qtr. of prev. year Dec 2021	Previous Quarter Sep 2022	Corresponding Qtr. of prev. year Dec 2021
I. Material cost									
1.Bricks and Tiles Products									
1	Bricks	9"x4.5"x2.25"	1000 Nos.	18.48	139.13	139.13	130.44	0.00	6.67
2	Brick Jelly	20mm	cu.m	0.52	182.96	183.00	115.87	-0.03	57.89
3	Pressed Tiles	9"x9"	1000 Nos.	1.57	155.56	155.56	144.44	0.00	7.69
4	Glazes tiles	9"x9"	1 No.	0.17	281.30	280.00	260.00	0.46	8.19
5	Ceramic tiles	9"x9"	1 No.	0.59	236.30	230.00	240.00	2.74	-1.54
2.Sand stone and other Quarry Products									
6	Sand for mortar	River	cu.m	3.02	562.68	605.10	605.10	-7.01	-7.01
7	Stone Jelly (HBSJ)	40mm	cu.m	2.91	171.46	205.66	137.17	-16.63	25.00
8	Stone Jelly (HBSJ)	20mm	cu.m	0.33	130.63	154.82	106.44	-15.63	22.73
9	Stone Jelly Chips (HBSJ)	10mm	cu.m	1.37	149.86	179.91	119.88	-16.70	25.00
10	Rough stone		cu.m	0.46	261.20	278.61	191.54	-6.25	36.36
11	Bond stone		cu.m	0.63	172.70	172.70	167.62	0.00	3.03
3.Cement and Lime									
12	Cement		M.T	13.13	139.84	149.59	146.34	-6.52	-4.44
13	Lime stone		cu.m	0.14	292.50	292.50	241.50	0.00	21.12
4.Timber and other wood									
14	TW Frame		sq.m	0.92	155.02	155.02	144.48	0.00	7.29
15	TW Panel door shutter		sq.m	0.97	145.50	139.61	131.28	4.22	10.83
16	Solid PVC door shutter		sq.m	0.65	114.17	114.12	111.06	0.05	2.80
5.Iron and Steel									
17	Mild Steel Rods	10mm	MT	1.53	155.68	153.61	128.91	1.35	20.77
18	Ribbed Tar Steel (RTS)	8mm	MT	2.47	164.95	158.76	130.31	3.90	26.58
19	Binding Wire		Kg	0.57	139.19	139.19	128.94	0.00	7.95
20	Door catch		No.	0.03	264.00	264.00	264.00	0.00	0.00
21	Hold fast		No.	0.12	123.08	123.08	120.00	0.00	2.56
22	Tower bolt receiver		No.	0.04	142.86	142.86	130.95	0.00	9.09
23	Steel window ventilator		Kq	1.31	194.92	194.92	169.49	0.00	15.00
6.Ancillary Materials									
24	Ready mix Prime paint		Ltr	0.11	165.85	146.34	126.83	13.33	30.77
25	Ready mix Synthetic Enamel paint		Ltr	0.06	183.33	175.00	158.33	4.76	15.79
26	Cement paint		Kq	1.94	133.33	128.89	128.89	3.45	3.45
27	Matt paint		Ltr	0.10	131.03	131.03	110.34	0.00	18.75
7.Electrical Fittings									
28	1.5sqmm copper cable		100 meter	0.70	167.74	161.29	167.74	4.00	0.00
29	PVC Pipe	20mm	1metre	0.15	300.00	300.00	280.00	0.00	7.14
30	PVC bend		No.	0.05	216.80	216.80	203.25	0.00	6.67
31	PVC tee		No.	0.03	190.93	190.93	190.93	0.00	0.00
32	5amps 5 pin at switch board itself		No.	0.01	133.33	133.33	130.00	0.00	2.56
33	5amps 5 pin non interlocking switch		No.	0.02	123.64	123.64	123.64	0.00	0.00
34	Ceiling Rose		No.	0.02	212.50	212.50	162.50	0.00	30.77
35	Bakelite pattern Holder		No.	0.02	243.75	243.75	212.50	0.00	14.71
36	Bulk Head Fittings		No.	0.01	240.00	240.00	202.67	0.00	18.42
37	8 SWG GI wire		kg	0.04	196.08	196.08	156.86	0.00	25.00
38	32 amps 500V fuse unit		No.	0.01	147.95	147.95	120.55	0.00	22.73
39	Junction box		No.	0.04	293.33	293.33	280.00	0.00	4.76
40	Jointbox		No.	0.01	119.57	119.57	119.57	0.00	0.00
41	Hvlem sheet		No.	0.02	103.73	103.73	103.73	0.00	0.00
42	Flush type switch		No.	0.05	122.32	122.32	122.32	0.00	0.00
43	11wCFL bulb	11w	No.	0.01	200.00	200.00	193.75	0.00	3.23
44	Calling bell		No.	0.01	179.64	179.64	143.71	0.00	25.00
45	25amps single phase ELCB		No.	0.26	158.14	158.14	158.14	0.00	0.00
46	25mm GI pipe line	25mm	1 metre	0.06	150.00	150.00	129.17	0.00	16.13
47	GI Pipe 20mm(Earth pit)	20mm	1 metre	0.02	190.00	190.00	150.00	0.00	26.67
48	40mm dia GI pipe	40mm	1 metre	0.01	143.33	143.33	123.33	0.00	16.22
49	15mm GI Pipe	15mm	1 metre	0.01	230.77	230.77	192.31	0.00	20.00
50	GI reducers		No.	0.00	160.00	160.00	153.33	0.00	4.35
8.Sanitary & Water Supply									
51	Indian Water Closet		No.	0.14	200.00	200.00	166.67	0.00	20.00
52	S.W.Gully Trap	6"x4"	No.	0.03	181.82	181.82	157.58	0.00	15.38
53	S.W.Bend	4"	No.	0.01	155.56	155.56	155.56	0.00	0.00
54	GI Pipe 20mm dia Hotwater line	20mm	1 metre	0.12	158.73	158.73	136.51	0.00	16.28
55	Stone ware pipe 100mm	100mm	1 metre	0.26	330.67	330.67	300.00	0.00	10.22
56	PVC 32mm dia	32mm	1 metre	0.15	176.34	176.34	124.73	0.00	41.38
57	PVC 20mm dia	20mm	1 metre	0.02	186.67	266.67	250.67	-30.00	-25.53
58	PVC rain water down fall 110mm	110mm	1 metre	0.31	172.88	172.88	159.32	0.00	8.51
59	HDPE Cylindrical		No.	0.57	177.78	172.22	152.78	3.23	16.36
II. Labour cost									
1. Skilled Labour									
60	Mason I & II (Brick Layer I & II Class)		No.	10.27	221.54	221.54	216.62	0.00	2.27
61	Carpenter		No.	1.11	219.35	219.35	216.77	0.00	1.19
62	Painter		No.	1.34	237.04	237.04	237.04	0.00	0.00
63	Fitter I & II		No.	0.68	237.04	237.04	237.04	0.00	0.00
64	Plumber		No.	0.11	248.28	248.28	248.28	0.00	0.00
65	Electrician Gr I & II		No.	0.45	237.04	237.04	237.04	0.00	0.00
2.Unskilled Labour									
66	Mazdoor-men		No.	7.18	216.67	216.67	216.67	0.00	0.00
67	Mazdoor-Women		No.	8.38	205.13	205.13	205.13	0.00	0.00
68	Helper		No.	0.29	331.13	331.13	331.13	0.00	0.00
III.Other expenses									
69	Mixing Charges per mortar		cu.m	1.21	129.41	129.41	129.41	0.00	0.00
70	E.B.Connection charges		No.	0.54	130.57	130.57	126.67	0.00	3.08
71	Contingencies	2.5%		2.22	187.45	191.58	181.60	-2.16	3.22
72	Supervision charges	10%		8.89	187.45	191.58	181.60	-2.16	3.22
				100.00					5.24

TABLE - 14
BUILDING CONSTRUCTION COST INDEX

QUARTER : DECEMBER 2022

CENTRE : PALAYAMKOTTAI

(BASE YEAR:2011-12=100)

Sl. No	ITEM	Weight	INDEX			% Variation	
			Current Quarter Dec 2022	Previous Quarter Sep 2022	Corresponding Qtr. of prev. year Dec 2021	Previous Quarter Sep 2022	Corresponding Qtr. of prev. year Dec 2021
I	<u>MATERIAL COST</u>						
1	BRICKS & TILES	21.34	145.24	145.06	135.19	0.13	7.43
2	SAND, STONE & OTHER QUARRY PRODUCTS	8.72	306.97	339.65	300.58	-9.62	2.12
3	CEMENT & LIME	13.27	141.45	151.10	146.29	-6.39	-3.31
4	TIMBER & OTHER WOODS	2.54	140.92	138.66	130.88	1.63	7.67
5	IRON & STEEL	6.08	166.19	163.16	138.79	1.86	19.75
6	ANCILLIARY MATERIALS	2.21	136.15	131.04	128.67	3.90	5.81
7	ELECTRICAL FITTINGS	1.55	183.21	180.33	176.06	1.60	4.06
8	SANITARY WARE & WATER SUPPLY	1.62	201.65	200.57	176.15	0.54	14.48
II	<u>LABOUR COST</u>						
1	SKILLED LABOUR	13.96	224.32	224.32	220.49	0.00	1.74
2	UNSKILLED LABOUR	15.86	212.66	212.66	212.66	0.00	0.00
III	<u>OTHER EXPENSES</u>						
1	MIXING CHARGES	1.21	129.41	129.41	129.41	0.00	0.00
2	E.B.SERVICE CONNECTION CHARGES	0.54	130.57	130.57	126.67	0.00	3.08
3	CONTINGENCIES	2.22	187.45	191.58	181.60	-2.16	3.22
4	SUPERVISION CHARGES	8.89	187.45	191.58	181.60	-2.16	3.22
I	<i>MATERIAL COST</i>	57.32	173.26	179.66	165.11	-3.57	4.93
II	<i>LABOUR COST</i>	29.82	218.12	218.12	216.33	0.00	0.83
III	<i>OTHER EXPENSES</i>	12.86	179.61	183.18	174.55	-1.95	2.90
	BUILDING CONSTRUCTION COST INDEX	100	187.45	191.58	181.60	-2.16	3.22

TABLE - 15A
BUILDING CONSTRUCTION COST INDEX

Item-wise Cost relative

Quarter : December 2022
(Base year:2011-12=100)

Centre :Nagercoil

Sl. No.	Item	Specification	Unit	Weight	COST RELATIVE			% Variation	
					Current Quarter Dec 2022	Previous Quarter Sep 2022	Corresponding Qtr. of prev. year Dec 2021	Previous Quarter Sep 2022	Corresponding Qtr. of prev. year Dec 2021
I. Material cost									
1.Bricks and Tiles Products									
1	Bricks	9"x4.5"x2.25"	1000 Nos.	15.35	150.70	146.98	146.98	2.53	2.53
2	Brick Jelly	20mm	cu.m	0.40	266.18	254.85	234.63	4.44	13.45
3	Pressed Tiles	9"x9"	1000 Nos.	0.93	183.33	183.33	183.33	0.00	0.00
4	Glazes tiles	9"x9"	1 No.	0.15	280.00	280.00	250.00	0.00	12.00
5	Ceramic tiles	9"x9"	1 No.	0.67	313.73	313.73	282.35	0.00	11.11
2.Sand stone and other Quarry Products									
6	Sand for mortar	River	cu.m	2.69	517.66	540.16	611.46	-4.17	-15.34
7	Stone Jelly (HBSJ)	40mm	cu.m	3.03	280.21	264.35	211.48	6.00	32.50
8	Stone Jelly (HBSJ)	20mm	cu.m	0.31	233.48	220.26	176.21	6.00	32.50
9	Stone Jelly Chips (HBSJ)	10mm	cu.m	1.34	280.21	264.35	211.48	6.00	32.50
10	Rough stone		cu.m	0.41	181.20	170.94	153.85	6.00	17.78
11	Bond stone		cu.m	0.56	172.50	162.50	150.00	6.15	15.00
3.Cement and Lime									
12	Cement		M.T	11.57	131.15	124.59	140.98	5.26	-6.98
13	Lime stone		cu.m	0.16	296.44	296.44	139.82	0.00	112.01
4.Timber and other wood									
14	TW Frame		sq.m	0.88	335.42	335.42	335.42	0.00	0.00
15	TW Panel door shutter		sq.m	1.50	117.72	117.72	111.52	0.00	5.56
16	Solid PVC door shutter		sq.m	0.56	168.23	168.23	145.58	0.00	15.56
5.Iron and Steel									
17	Mild Steel Rods	10mm	MT	1.35	156.37	153.24	142.80	2.04	9.50
18	Ribbed Tar Steel (RTS)	8mm	MT	2.20	147.94	154.12	141.98	-4.01	4.20
19	Binding Wire		Kg	0.48	147.86	147.86	154.09	0.00	-4.04
20	Door catch		No.	0.03	330.00	330.00	300.00	0.00	10.00
21	Hold fast		No.	0.10	116.67	116.67	116.67	0.00	0.00
22	Tower bolt receiver		No.	0.05	277.78	277.78	277.78	0.00	0.00
23	Steel window ventilator		Kg	1.27	187.50	187.50	179.69	0.00	4.35
6.Ancillary Materials									
24	Ready mix Prime paint		Ltr	0.11	128.44	128.44	128.44	0.00	0.00
25	Ready mix Synthetic Enamel paint		Ltr	0.05	172.73	154.55	154.55	11.76	11.76
26	Cement paint		Kg	1.92	120.00	120.00	120.00	0.00	0.00
27	Matt paint		Ltr	0.09	113.33	113.33	113.33	0.00	0.00
7.Electrical Fittings									
28	1.5sqmm copper cable		100 meter	0.40	231.53	231.53	231.53	0.00	0.00
29	PVC Pipe	20mm	1metre	0.13	600.00	600.00	550.00	0.00	9.09
30	PVC bend		No.	0.04	228.57	228.57	214.29	0.00	6.67
31	PVC tee		No.	0.02	200.00	200.00	200.00	0.00	0.00
32	5amps 5 pin at switch board itself		No.	0.00	214.29	214.29	214.29	0.00	0.00
33	5amps 5 pin non interlocking switch		No.	0.01	160.00	160.00	150.00	0.00	6.67
34	Ceiling Rose		No.	0.02	142.86	142.86	142.86	0.00	0.00
35	Bakelite pattern Holder		No.	0.02	135.00	135.00	135.00	0.00	0.00
36	Bulk Head Fittings		No.	0.01	220.00	220.00	220.00	0.00	0.00
37	8 SWG GI wire		kg	0.03	233.77	272.73	207.79	-14.29	12.50
38	32 amps 500V fuse unit		No.	0.01	144.44	144.44	144.44	0.00	0.00
39	Junction box		No.	0.02	150.00	150.00	150.00	0.00	0.00
40	Jointbox		No.	0.01	267.86	267.86	267.86	0.00	0.00
41	Hylem sheet		No.	0.02	180.86	180.86	180.86	0.00	0.00
42	Flush type switch		No.	0.03	133.33	133.33	133.33	0.00	0.00
43	11wCFL bulb	11w	No.	0.01	200.00	200.00	200.00	0.00	0.00
44	Calling bell		No.	0.01	216.00	216.00	208.00	0.00	3.85
45	25amps single phase ELCB		No.	0.15	147.62	147.62	147.62	0.00	0.00
46	25mm GI pipe line	25mm	1 metre	0.04	240.82	234.69	222.45	2.61	8.26
47	GI Pipe 20mm(Earth pit)	20mm	1 metre	0.01	240.91	176.14	119.32	36.77	101.90
48	40mm dia GI pipe	40mm	1 metre	0.01	270.77	236.92	179.23	14.29	51.07
49	15mm GI Pipe	15mm	1 metre	0.01	353.85	330.77	298.08	6.98	18.71
50	GI reducers		No.	0.00	126.67	120.00	120.00	5.56	5.56
8.Sanitary & Water Supply									
51	Indian Water Closet		No.	0.08	157.21	165.94	157.21	-5.26	0.00
52	S.W.Gully Trap	6"x4"	No.	0.01	302.22	302.22	288.89	0.00	4.62
53	S.W.Bend	4"	No.	0.01	245.19	245.19	233.77	0.00	4.89
54	GI Pipe 20mm dia Hotwater line	20mm	1 metre	0.09	208.87	182.27	169.46	14.59	23.26
55	Stone ware pipe 100mm	100mm	1 metre	0.20	409.23	373.85	323.08	9.47	26.67
56	PVC 32mm dia	32mm	1 metre	0.13	262.22	262.22	257.78	0.00	1.72
57	PVC 20mm dia	20mm	1 metre	0.02	416.26	416.26	416.26	0.00	0.00
58	PVC rain water down fall 110mm	110mm	1 metre	0.20	236.23	236.23	236.23	0.00	0.00
59	HDPE Cylindrical		No.	0.51	230.56	230.56	230.56	0.00	0.00
II.Labour cost									
1. Skilled Labour									
60	Mason I & II (Brick Layer I & II Class)		No.	10.11	211.11	211.11	200.00	0.00	5.56
61	Carpenter		No.	1.14	200.00	200.00	200.00	0.00	0.00
62	Painter		No.	1.59	200.00	200.00	188.89	0.00	5.88
63	Fitter I & II		No.	0.82	194.59	194.59	194.59	0.00	0.00
64	Plumber		No.	0.13	194.59	194.59	194.59	0.00	0.00
65	Electrician Gr I & II		No.	0.53	200.00	200.00	200.00	0.00	0.00
2.Unskilled Labour									
66	Mazdoor-men		No.	8.51	187.50	187.50	187.50	0.00	0.00
67	Mazdoor-Women		No.	12.23	175.00	175.00	175.00	0.00	0.00
68	Helper		No.	0.55	246.15	246.15	230.77	0.00	6.67
III.Other expenses									
69	Mixing Charges per mortar		cu.m	2.03	225.00	225.00	225.00	0.00	0.00
70	E.B.Connection charges		No.	0.82	168.49	168.49	153.94	0.00	9.45
71	Contingencies	2.5%		2.22	191.25	189.44	187.41	0.96	2.05
72	Supervision charges	10%		8.89	191.25	189.44	187.41	0.96	2.05
				100.00					2.63

TABLE - 15
BUILDING CONSTRUCTION COST INDEX

QUARTER : DECEMBER 2022
(BASE YEAR:2011-12=100)

CENTRE : NAGERCOIL

Sl. No	ITEM	Weight	INDEX			% Variation	
			Current Quarter Dec 2022	Previous Quarter Sep 2022	Corresponding Qtr. of prev. year Dec 2021	Previous Quarter Sep 2022	Corresponding Qtr. of prev. year Dec 2021
I	<u>MATERIAL COST</u>						
1	BRICKS & TILES	17.51	162.46	158.93	157.01	2.22	3.47
2	SAND, STONE & OTHER QUARRY PRODUCTS	8.34	342.75	340.02	331.99	0.80	3.24
3	CEMENT & LIME	11.73	133.36	126.89	140.97	5.10	-5.39
4	TIMBER & OTHER WOODS	2.94	192.40	192.40	184.93	0.00	4.04
5	IRON & STEEL	5.47	160.62	162.33	153.45	-1.05	4.68
6	ANCILLIARY MATERIALS	2.16	121.24	120.85	120.85	0.32	0.32
7	ELECTRICAL FITTINGS	1.02	256.46	256.09	245.23	0.15	4.58
8	SANITARY WARE & WATER SUPPLY	1.25	260.48	253.57	243.30	2.73	7.06
II	<u>LABOUR COST</u>						
1	SKILLED LABOUR	14.33	207.48	207.48	198.41	0.00	4.58
2	UNSKILLED LABOUR	21.29	181.85	181.85	181.45	0.00	0.22
III	<u>OTHER EXPENSES</u>						
1	MIXING CHARGES	2.03	225.00	225.00	225.00	0.00	0.00
2	E.B.SERVICE CONNECTION CHARGES	0.82	168.49	168.49	153.94	0.00	9.45
3	CONTINGENCIES	2.22	191.25	189.44	187.41	0.96	2.05
4	SUPERVISION CHARGES	8.89	191.25	189.44	187.41	0.96	2.05
I	<i>MATERIAL COST</i>	50.42	189.62	186.43	185.83	1.71	2.04
II	<i>LABOUR COST</i>	35.62	192.16	192.16	188.27	0.00	2.07
III	<i>OTHER EXPENSES</i>	13.96	194.81	193.37	190.90	0.74	2.05
	BUILDING CONSTRUCTION COST INDEX	100	191.25	189.44	187.41	0.96	2.05

TABLE - 16A
BUILDING CONSTRUCTION COST INDEX

Item-wise Cost relative

Quarter : December 2022
(Base year:2011-12=100)

Centre : Udhagamandalam

Sl. No.	Item	Specification	Unit	Weight	COST RELATIVE			% Variation	
					Current Quarter Dec 2022	Previous Quarter Sep 2022	Corresponding Qtr. of prev. year Dec 2021	Previous Quarter Sep 2022	Corresponding Qtr. of prev. year Dec 2021
I. Material cost									
1.Bricks and Tiles Products									
1	Bricks	9"x4.5"x2.25"	1000 Nos.	21.50	187.50	150.00	150.00	25.00	25.00
2	Brick Jelly	20mm	cu.m	0.00	0.00	0.00	0.00	0.00	0.00
3	Pressed Tiles	9"x9"	1000 Nos.	1.53	190.48	190.48	190.48	0.00	0.00
4	Glazes tiles	9"x9"	1 No.	0.12	535.71	535.71	535.71	0.00	0.00
5	Ceramic tiles	9"x9"	1 No.	0.79	312.50	312.50	312.50	0.00	0.00
2.Sand stone and other Quarry Products									
6	Sand for mortar	River	cu.m	2.83	401.59	401.59	361.14	0.00	11.20
7	Stone Jelly (HBSJ)	40mm	cu.m	3.68	214.99	214.99	214.99	0.00	0.00
8	Stone Jelly (HBSJ)	20mm	cu.m	0.38	179.56	179.56	179.56	0.00	0.00
9	Stone Jelly Chips (HBSJ)	10mm	cu.m	1.97	186.87	186.87	186.87	0.00	0.00
10	Rough stone		cu.m	0.00	0.00	0.00	0.00	0.00	0.00
11	Bond stone		cu.m	0.00	0.00	0.00	0.00	0.00	0.00
3.Cement and Lime									
12	Cement		M.T	11.47	130.74	130.74	127.63	0.00	2.44
13	Lime stone		cu.m	0.30	134.78	167.99	151.62	-19.77	-11.11
4.Timber and other wood									
14	TW Frame		sq.m	1.59	142.86	142.86	142.86	0.00	0.00
15	TW Panel door shutter		sq.m	0.96	166.75	162.92	162.92	2.35	2.35
16	Solid PVC door shutter		sq.m	0.39	125.52	125.52	125.52	0.00	0.00
5.Iron and Steel									
17	Mild Steel Rods	10mm	MT	1.25	149.09	149.09	149.09	0.00	0.00
18	Ribbed Tar Steel (RTS)	8mm	MT	1.98	152.85	150.70	150.70	1.43	1.43
19	Binding Wire		Kg	0.48	160.00	145.45	145.45	10.00	10.00
20	Door catch		No.	0.02	225.00	200.00	200.00	12.50	12.50
21	Hold fast		No.	0.05	250.00	281.25	250.00	-11.11	0.00
22	Tower bolt receiver		No.	0.05	150.00	150.00	150.00	0.00	0.00
23	Steel window ventilator		Kq	1.25	238.81	238.81	194.03	0.00	23.08
6.Ancillary Materials									
24	Ready mix Prime paint		Ltr	0.10	190.78	190.78	184.33	0.00	3.50
25	Ready mix Synthetic Enamel paint		Ltr	0.05	200.00	200.00	161.29	0.00	24.00
26	Cement paint		Kq	1.73	166.67	156.25	156.25	6.67	6.67
27	Matt paint		Ltr	0.16	120.88	120.88	120.88	0.00	0.00
7.Electrical Fittings									
28	1.5sqmm copper cable		100 meter	0.69	133.09	188.56	169.69	-29.42	-21.57
29	PVC Pipe	20mm	1metre	0.07	364.30	364.30	364.30	0.00	0.00
30	PVC bend		No.	0.03	200.00	200.00	200.00	0.00	0.00
31	PVC tee		No.	0.02	250.00	250.00	225.00	0.00	11.11
32	5amps 5 pin at switch board itself		No.	0.01	150.00	150.00	150.00	0.00	0.00
33	5amps 5 pin non interlocking switch		No.	0.01	200.00	200.00	200.00	0.00	0.00
34	Ceiling Rose		No.	0.03	116.67	116.67	116.67	0.00	0.00
35	Bakelite pattern Holder		No.	0.03	240.00	240.00	240.00	0.00	0.00
36	Bulk Head Fittings		No.	0.01	350.45	350.45	350.45	0.00	0.00
37	8 SWG GI wire		kq	0.05	158.49	158.49	135.85	0.00	16.67
38	32 amps 500V fuse unit		No.	0.01	194.12	194.12	176.47	0.00	10.00
39	Junction box		No.	0.09	120.00	120.00	120.00	0.00	0.00
40	Jointbox		No.	0.02	275.00	275.00	250.00	0.00	10.00
41	Hvlem sheet		No.	0.02	121.31	121.31	113.11	0.00	7.25
42	Flush type switch		No.	0.04	162.13	162.13	162.13	0.00	0.00
43	11wCFL bulb	11w	No.	0.01	315.00	216.67	216.67	45.38	45.38
44	Calling bell		No.	0.01	333.33	333.33	244.44	0.00	36.36
45	25amps single phase ELCB		No.	0.08	228.48	228.48	152.00	0.00	50.32
46	25mm GI pipe line	25mm	1 metre	0.05	253.62	253.04	253.04	0.23	0.23
47	GI Pipe 20mm(Earth pit)	20mm	1 metre	0.01	188.54	188.24	181.00	0.16	4.17
48	40mm dia GI pipe	40mm	1 metre	0.01	215.23	215.23	215.23	0.00	0.00
49	15mm GI Pipe	15mm	1 metre	0.01	401.00	400.00	400.00	0.25	0.25
50	GI reducers		No.	0.00	175.68	175.68	175.68	0.00	0.00
8.Sanitary & Water Supply									
51	Indian Water Closet		No.	0.07	181.82	181.82	145.45	0.00	25.00
52	S.W.Gully Trap	6"x4"	No.	0.02	260.00	260.00	260.00	0.00	0.00
53	S.W.Bend	4"	No.	0.01	267.86	267.86	142.86	0.00	87.50
54	GI Pipe 20mm dia Hotwater line	20mm	1 metre	0.09	233.79	233.48	233.48	0.13	0.13
55	Stone ware pipe 100mm	100mm	1 metre	0.30	198.41	198.10	198.41	0.16	0.00
56	PVC 32mm dia	32mm	1 metre	0.13	203.90	193.62	195.04	5.31	4.54
57	PVC 20mm dia	20mm	1 metre	0.01	427.93	405.41	405.41	5.56	5.56
58	PVC rain water down fall 110mm	110mm	1 metre	0.26	141.72	146.94	147.39	-3.55	-3.85
59	HDPE Cylindrical		No.	0.48	250.00	250.00	250.00	0.00	0.00
II.Labour cost									
1. Skilled Labour									
60	Mason I & II (Brick Layer I & II Class)		No.	10.18	207.79	207.79	197.40	0.00	5.26
61	Carpenter		No.	1.12	213.33	213.33	192.00	0.00	11.11
62	Painter		No.	1.54	194.59	194.59	183.78	0.00	5.88
63	Fitter I & II		No.	0.75	222.22	222.22	211.11	0.00	5.26
64	Plumber		No.	0.12	213.33	213.33	192.00	0.00	11.11
65	Electrician Gr I & II		No.	0.52	213.33	213.33	192.00	0.00	11.11
2.Unskilled Labour									
66	Mazdoor-men		No.	6.88	232.73	232.73	203.64	0.00	14.29
67	Mazdoor-Women		No.	7.91	272.73	272.73	218.18	0.00	25.00
68	Helper		No.	0.40	240.00	240.00	200.00	0.00	20.00
III.Other expenses									
69	Mixing Charges per mortar		cu.m	1.61	177.78	177.78	177.78	0.00	0.00
70	E.B.Connection charges		No.	0.57	220.42	220.42	174.48	0.00	26.33
71	Contingencies	2.5%		2.22	201.78	192.87	180.69	4.62	11.67
72	Supervision charges	10%		8.89	201.78	192.87	180.69	4.62	11.67
				100.00					5.15

TABLE - 16
BUILDING CONSTRUCTION COST INDEX

QUARTER : DECEMBER 2022
(BASE YEAR:2011-12=100)

CENTRE : UDHAGAMANDALAM

Sl. No	ITEM	Weight	INDEX			% Variation	
			Current Quarter Dec 2022	Previous Quarter Sep 2022	Corresponding Qtr. of prev. year Dec 2021	Previous Quarter Sep 2022	Corresponding Qtr. of prev. year Dec 2021
I	<u>MATERIAL COST</u>						
1	BRICKS & TILES	23.95	193.57	159.90	159.90	21.06	21.06
2	SAND, STONE & OTHER QUARRY PRODUCTS	8.87	266.84	266.84	253.91	0.00	5.09
3	CEMENT & LIME	11.77	130.84	131.70	128.25	-0.65	2.03
4	TIMBER & OTHER WOODS	2.94	148.38	147.13	147.13	0.85	0.85
5	IRON & STEEL	5.07	174.99	172.99	161.66	1.16	8.25
6	ANCILLIARY MATERIALS	2.04	165.02	156.18	154.95	5.66	6.50
7	ELECTRICAL FITTINGS	1.28	172.36	200.96	183.61	-14.23	-6.13
8	SANITARY WARE & WATER SUPPLY	1.37	211.31	211.01	208.35	0.14	1.42
II	<u>LABOUR COST</u>						
1	SKILLED LABOUR	14.23	207.81	207.81	195.99	0.00	6.03
2	UNSKILLED LABOUR	15.19	253.74	253.74	211.11	0.00	20.19
III	<u>OTHER EXPENSES</u>						
1	MIXING CHARGES	1.61	177.78	177.78	177.78	0.00	0.00
2	E.B.SERVICE CONNECTION CHARGES	0.57	220.42	220.42	174.48	0.00	26.33
3	CONTINGENCIES	2.22	201.78	192.87	180.69	4.62	11.67
4	SUPERVISION CHARGES	8.89	201.78	192.87	180.69	4.62	11.67
I	<i>MATERIAL COST</i>	57.29	186.99	173.17	168.96	7.98	10.67
II	<i>LABOUR COST</i>	29.43	231.53	231.53	203.80	0.00	13.61
III	<i>OTHER EXPENSES</i>	13.29	199.67	192.21	180.07	3.88	10.88
	BUILDING CONSTRUCTION COST INDEX	100	201.78	192.87	180.69	4.62	11.67