



Building Construction Cost Index Numbers of Tamilnadu



Quarter Ended: 31.03.2022

DEPARTMENT OF ECONOMICS AND STATISTICS

CHENNAI – 600 006



Preface

Housing and building construction statistics is of prime importance in the fast economy. Next to agriculture, construction is the major employment generator in the unorganized sector.

The Quarterly Report on Building Construction Cost Index for the quarter ended 31.03.2022 provides Building Construction Cost Index with base 2011-12=100 for 16 centres in Tamil Nadu. This report is 4th in series after shifting of base year from 1999-2000 to 2011-12.

The Building Construction Cost Index shows the trend in the building construction cost (mainly cost of material and wages of labour) at a specified centre over a period of time.

The Building Construction Cost Index is being compiled quarterly for 16 centres of Tamil Nadu as per the methodology furnished by National Building Organisation, Ministry of Housing and Urban Affairs, New Delhi.

I hope this report would be useful to the Administrators, Research scholars, Planners, Economists and other organisations of both Public and Private.

Suggestions and comments are solicited from the users of this report for improving the content in the future publications.

for ACS/Commissioner (FAC)

CONTENTS

Sl. No	Description	Page No.
1.	Introduction	1-2
2.	Building Construction Cost Index (BCCI) for the Quarter Ended 31.03.2022	3-22
3.	Tables	23-54
4.	Charts	55-56

Table Content

Table No.	Topic	Page No.
1.	Building Construction Cost Index - Chennai	23
2.	Building Construction Cost Index - Kancheepuram	25
3.	Building Construction Cost Index - Cuddalore	27
4.	Building Construction Cost Index - Vellore	29
5.	Building Construction Cost Index - Salem	31
6.	Building Construction Cost Index - Dharmapuri	33
7.	Building Construction Cost Index - Coimbatore	35
8.	Building Construction Cost Index - Erode	37
9.	Building Construction Cost Index - Thanjavur	39
10.	Building Construction Cost Index - Tiruchirappalli	41
11.	Building Construction Cost Index - Pudukottai	43
12.	Building Construction Cost Index - Madurai	45
13.	Building Construction Cost Index - Virudhunagar	47
14.	Building Construction Cost Index - Palayamkottai	49
15.	Building Construction Cost Index - Nagercoil	51
16.	Building Construction Cost Index - Udhagamandalam	53

1. INTRODUCTION

Housing and Building Construction is one of the most important sector of the economy. Housing and housing related infrastructure indicators in a country is the reflection of a nation's economic and social well-being.

Building construction cost varies with type of construction, design, region, etc. Therefore, in order to study these variations, it is necessary to compile the building cost index numbers for well-demarcated regions within which the design, construction techniques and materials used are similar.

Building Construction Cost Index depicts the trends in the building construction cost at a specified centre over a period of time (Base year to current year). The cost of a building structure comprises mainly of the cost of material and labour.

Coverage:

The Building Construction Cost Index with base 2011-12=100 is compiled Quarterly for 16 centres of Tamil Nadu, viz., Chennai, Kancheepuram, Vellore, Cuddalore, Thanjavur, Dharmapuri, Salem, Tiruchirapalli, Coimbatore, Erode, Udthagamandalam, Madurai, Pudukottai, Kanyakumari, Tirunelveli, Virudhunagar.

Methodology:

The Quarterly Building Construction Cost Index is compiled as per the methodology provided by National Building Organisation, New Delhi.

The Index prepared on the basis of standard requirement of all types of materials and their cost for a standard LIG housing unit by TN State Housing Board i.e., it related to construction of LIG house measuring 330 sq.ft.

The index consists of three groups, viz., material cost, labour cost and other expenses. It covers 59 items under material cost, 9 items under labour cost and 4 items under other expenses.

Weights assigned to each item included in the index in proportion of their expenditure to the total cost of base year.

The index is the weighted Arithmetic Mean calculated by using the formula,

$$\text{Index} = \frac{\sum_j W_{ij} * P_j}{\sum_j W_{ij}} * 100$$

W_{ij} is the weight of the item

P_j is the relative Cost of the item (current/constant cost)

The index is calculated at sub group level, next at group level and finally for all the groups combined Building Construction Cost Index.

BUILDING CONSTRUCTION COST INDEX (BCCI) FOR THE
QUARTER ENDED 31-03-2022

Among 16 centres of Tamil Nadu, the Building Construction Cost Index topped in the centre Dharmapuri with 218.17 and lowered in the centre Thanjavur with 182.16 during the quarter ended 31-03-2022.

The centres Chennai, Kancheepuram, Vellore, Salem, Dharmapuri, Coimbatore, Erode, Trichirappalli, Pudukottai and Virudhunagar have registered the BCC Index ranges between 200.10 and 218.17.

The centres Cuddalore and Madurai have recorded the BCC Index of 191.41 and 192.19.

The centres Thanjavur, Palayamkottai, Nagercoil and Udhagamandalam have registered the BCC Index varies from 182.16 to 189.37.

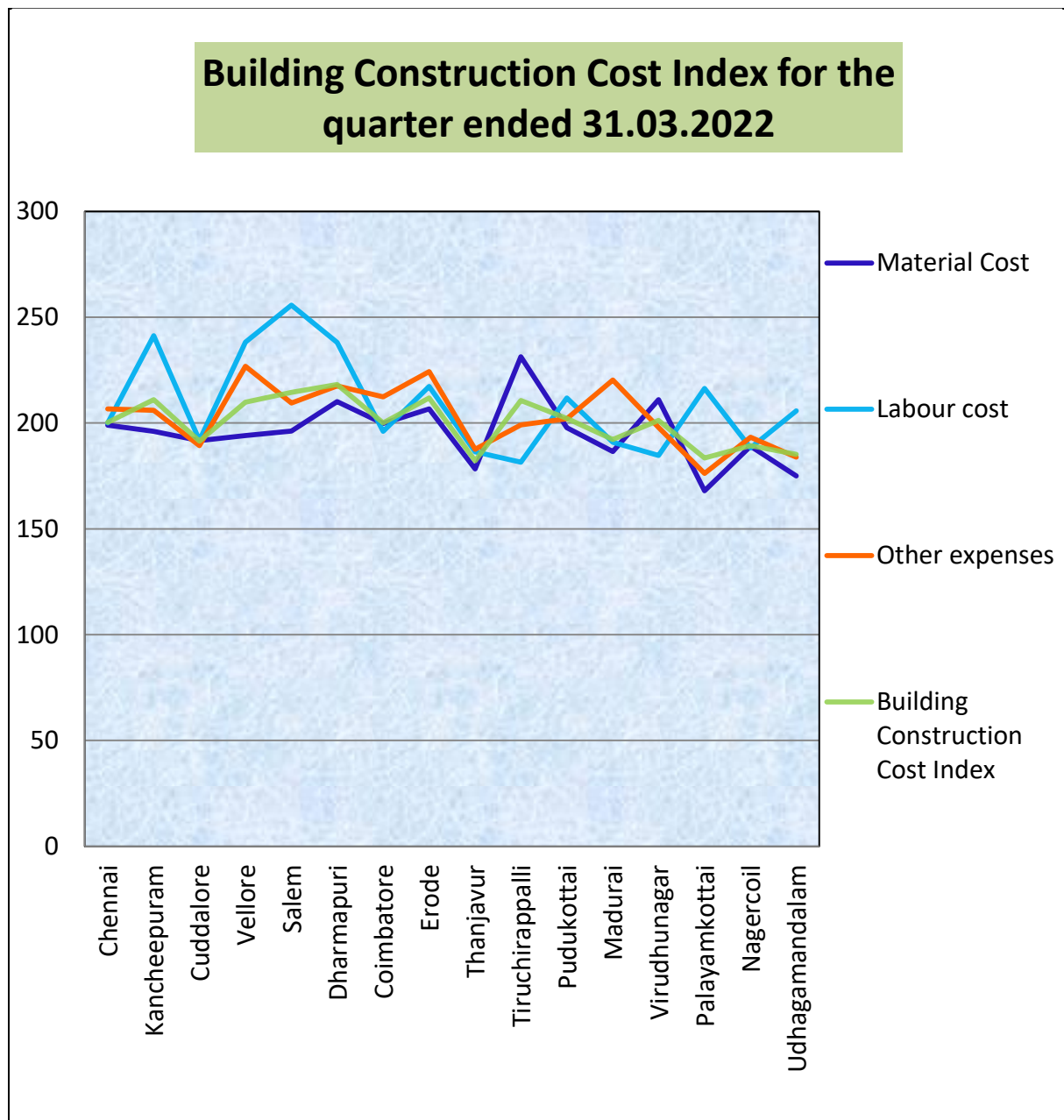
The BCC Index of 16 centres during the quarter March 2022 have showed variations ranging from 0.46% in Dharmapuri to 5.12% in Erode when compared with BCC Index of previous quarter i.e., December 2021.

While comparing the BCC Index of March 2022 quarter with that of corresponding quarter of previous year i.e., March 2021 quarter, it showed an upward trend varying from 5.47% in Pudukottai to 16.27% in Uthagamandalam.

Material Cost: During the quarter ended March 2022, the Material Cost group index recorded a maximum of 231.36 in Tiruchirappalli and minimum of 167.94 in Palayamkottai.

Labour Cost: The highest index of Labour Cost group is 255.74 in Salem and the lowest index is 181.43 in Tiruchirappalli during the quarter ended March 2022.

Other Expenses: The index of this group during March 2022 quarter is moderately high in Vellore as 226.74 and low in Palayamkottai as 176.13.



BUILDING CONSTRUCTION COST INDEX FOR THE
QUARTER ENDED 31-03-2022

(Base Year: 2011-2012=100)

Sl. No.	Centre	Material Cost	Labour Cost	Other expenses	Building Construction Cost Index
1.	Chennai	199.03	200.10	206.72	200.32
2.	Kancheepuram	196.12	241.19	206.06	210.99
3.	Cuddalore	191.71	191.79	189.32	191.41
4.	Vellore	194.09	238.21	226.74	209.82
5.	Salem	196.21	255.74	209.45	214.49
6.	Dharmapuri	210.13	238.13	217.47	218.17
7.	Coimbatore	199.77	196.03	212.41	200.10
8.	Erode	206.67	217.21	224.26	211.82
9.	Thanjavur	178.26	186.37	187.64	182.16
10.	Tiruchirappalli	231.36	181.43	199.07	210.70
11.	Pudukottai	197.78	211.79	202.09	202.14
12.	Madurai	186.52	190.88	220.29	192.19
13.	Virudhunagar	211.03	184.72	197.88	201.21
14.	Palayamkottai	167.94	216.33	176.13	183.42
15.	Nagercoil	189.05	188.27	193.31	189.37
16.	Udhagamandalam	175.01	205.75	183.87	185.23

**CENTRE-WISE BUILDING CONSTRUCTION COST INDEX FOR THE
QUARTER ENDED 31-03-2022**

CENTRE: CHENNAI

The Building Construction Cost Index (BCCI) of Chennai Centre stood at 200.32 during the quarter ended March 2022 as against 191.23 during the previous quarter December 2021 thereby recorded an increase of 4.75%. All 3 groups have showed an upward trend over the respective Index of previous quarter. The subgroups Bricks & Tiles, Sand, stone & other quarry products, Iron & Steel have showed an increase of 9.42%, 9.37% and 16.0% over the previous quarter which hiked Material Cost group Index by 7.46%. Also, in the Other expenses group, the E.B Service connection charges subgroup has increased by 9.12% over the previous quarter. The cost of Bricks, Pressed tile, Sand, Stone jelly, Stone jelly chips, Mild Steel rod and Ribbed Tar steel have increased significantly during the quarter March 2022 by 10.0%, 12.50%, 6.25%, 15.41%, 14.24%, 26.83% and 25.09% respectively when compared with that of previous quarter December 2021.

Quarter Ended: 31.03.2022
Base Year: 2011-2012=100

Sl. No.	Group	Weight	Index		% variation over previous quarter
			Current quarter 31.03.2022	Previous quarter 31.12.2021	
1.	Material Cost	54.82	199.03	185.21	7.46
2.	Labour Cost	32.94	200.10	198.89	0.61
3.	Other Expenses	12.24	206.72	197.58	4.63
	Building Construction Cost Index	100	200.32	191.23	4.75

The Index Number compiled for construction of LIG House of an area of 30.81 Sq.mt. (332 Sq.ft) of Tamil Nadu Housing Board.

CENTRE: KANCHEEPURAM

During the quarter ended 31-03-2022, the Building Construction Cost Index of Kancheepuram Centre raised to 210.99 from 204.91 during the previous quarter 31-12-2021 thereby registered an increase of 2.97%. All 3 groups have showed an upward trend over the respective Index of previous quarter. The subgroups Cement & Lime, Timber & other woods and Iron & Steel have showed an increase of 4.33%, 2.67%, and 8.36% which raised the Index of Material cost group by 1.46% over the previous quarter in spite of decline in the subgroup Sand, Stone & other quarry products. In the Labour cost group, the Skilled labour subgroup recorded an increase of 12.48% and the Unskilled labour subgroup remained the same as of previous quarter. Also, in the Other expenses group, the E.B Service connection charges subgroup has increased by 16.37% over the previous quarter. The cost of Cement, Mild Steel rod, Ribbed Tar steel and Skilled labour- Mason I & II have increased significantly by 4.76%, 9.40%, 8.33% and 12.50% respectively over the previous quarter.

Quarter Ended: 31.03.2022
Base Year: 2011-2012=100

Sl. No.	Group	Weight	Index		% variation over previous quarter
			Current quarter 31.03.2022	Previous quarter 31.12.2021	
1.	Material Cost	57.04	196.12	193.30	1.46
2.	Labour Cost	30.16	241.19	229.16	5.25
3.	Other Expenses	12.80	206.06	199.51	3.28
	Building Construction Cost Index	100	210.99	204.91	2.96

The Index Number compiled for construction of LIG House of an area of 30.81 Sq.mt. (332 Sq.ft) of Tamil Nadu Housing Board.

CENTRE:CUDDALORE

The Building Construction Cost Index (BCCI) of Cuddalore Centre for the quarter ended 31.03.2022 stood at 191.41 as against 187.05 during the previous quarter 31.12.2021 thereby recorded an increase of 2.33%. The Index of Material Cost group and Other expenses group have showed an increasing trend while Labour cost group remained identical over the respective index of previous quarter. In the Material cost group, the subgroups Bricks & Tile, Cement & Lime, Iron & Steel and Ancillary materials have showed an increase of 8.63%, 2.31%, 8.58% and 7.64% respectively whereas Sand, stone & other quarry products, Timber & other woods, Sanitary ware & Water Supply subgroups have showed nil variation over the previous quarter. During the quarter 31.03.2022 the cost of Bricks, Pressed tiles, Cement, Mild steel rods and Ribbed Tar steel have increased significantly by 10.0%, 4.55%, 2.33%, 13.16% and 13.55% respectively when compared with that of previous quarter 31.12.2021.

Quarter Ended: 31.03.2022
Base Year: 2011-2012=100

Sl. No.	Group	Weight	Index		% variation over previous quarter
			Current quarter 31.03.2022	Previous quarter 31.12.2021	
1.	Material Cost	53.36	191.71	184.45	3.94
2.	Labour Cost	32.97	191.79	191.79	0.00
3.	Other Expenses	13.67	189.32	185.77	1.91
	Building Construction Cost Index	100	191.41	187.05	2.33

The Index Number compiled for construction of LIG House of an area of 30.81 Sq.mt. (332 Sq.ft) of Tamil Nadu Housing Board.

CENTRE: VELLORE

The Building Construction Cost Index (BCCI) of Vellore Centre raised to 209.82 during the quarter ended March 2022 from 206.27 of the previous quarter December 2021, thereby recorded an increase of 1.72%. All 3 groups have showed an upward trend over the respective Index of previous quarter. The subgroups Bricks & tiles, Sand, stone & other quarry products and Electrical Fittings have showed an increase of 1.04%, 6.05 and 0.21% respectively over the previous quarter whereas all other subgroups recorded nil variation in the Material cost group during the quarter March 2022. The increase in the cost of Bricks by 1.33%, Cement by 9.43% and Skilled labour – Mason I & II by 3.45% over the previous quarter December 2021 have reflected significantly in the raise of BCC Index.

Quarter Ended: 31.03.2022

Base Year: 2011-2012=100

Sl. No.	Group	Weight	Index		% variation over previous quarter
			Current quarter 31.03.2022	Previous quarter 31.12.2021	
1.	Material Cost	60.90	194.09	190.24	2.03
2.	Labour Cost	25.80	238.21	235.07	1.33
3.	Other Expenses	13.30	226.74	223.77	1.33
	Building Construction Cost Index	100	209.82	206.27	1.72

The Index Number compiled for construction of LIG House of an area of 30.81 Sq.mt. (332 Sq.ft) of Tamil Nadu Housing Board.

CENTRE:SALEM

During the quarter ended 31.03.2022, the Building Construction Cost Index of Salem Centre stood at 214.49 as against 211.39 during the previous quarter 31.12.2021, thereby registered an increase of 1.46%. The Index of Material Cost group and Other expenses group have showed an increase of 2.29% and 1.86% over the respective Index of previous quarter. The Index of Labour cost group remained the same as of previous quarter. The subgroups Bricks & Tiles, Cement & Lime, Timber & Other woods and Iron & Steel have showed an increase of 1.58%, 2.46%, 2.63% and 10.90% over the previous quarter in the Material cost group. In the Other expenses group, the Index of E.B.Service connection charges subgroup increased by 10.05% over the previous quarter. The cost of Pressed tiles, Cement, Mild steel rods, Ribbed Tar steel have increased by 12.50%, 2.27%, 16.92% and 15.04% over that of previous quarter 31.12.2021 and contributed significantly to the increase of BCC Index.

Quarter Ended: 31.03.2022
Base Year: 2011-2012=100

Sl. No.	Group	Weight	Index		% variation over previous quarter
			Current quarter 31.03.2022	Previous quarter 31.12.2021	
1.	Material Cost	59.43	196.21	191.82	2.29
2.	Labour Cost	27.88	255.74	255.74	0.00
3.	Other Expenses	12.69	209.45	205.63	1.86
	Building Construction Cost Index	100	214.49	211.39	1.46

The Index Number compiled for construction of LIG House of an area of 30.81 Sq.mt. (332 Sq.ft) of Tamil Nadu Housing Board.

CENTRE: DHARMAPURI

The Building Construction Cost Index of Dharmapuri Centre stood at 218.17 during the quarter ended 31.03.2022 thereby registered a marginal increase of 0.46% when compared to the previous quarter Index of 217.17. The Material Cost group Index and Other expenses group Index have showed a marginal increase of 0.69% and 0.42% over the respective Index of previous quarter while the Labour cost group showed nil variation. The increase of 9.38% in Iron & Steel subgroup, 7.80% in Electrical Fittings and 0.64% in Sanitary-ware & Water supply subgroup have raised the Material Cost group Index in spite of 2.25% decline in Cement & Lime subgroup and nil variation by Bricks & tiles, Sand, stone & other quarry products, Timber & other woods and Ancillary materials subgroup. The cost of Mild steel rods, Ribbed Tar steel and Steel window ventilator have increased significantly during the quarter 31.03.2022 by 10.81%, 10.67% and 10.0% respectively when compared with that of previous quarter 31-12-2021 and contributed to the raise of BCC Index.

Quarter Ended: 31.03.2022
Base Year: 2011-2012=100

Sl. No.	Group	Weight	Index		% variation over previous quarter
			Current quarter 31.03.2022	Previous quarter 31.12.2021	
1.	Material Cost	62.18	210.13	208.70	0.69
2.	Labour Cost	25.49	238.13	238.13	0.00
3.	Other Expenses	12.34	217.47	216.56	0.42
	Building Construction Cost Index	100	218.17	217.17	0.46

The Index Number compiled for construction of LIG House of an area of 30.81 Sq.mt. (332 Sq.ft) of Tamil Nadu Housing Board.

CENTRE: COIMBATORE

During the quarter ended March 2022, the Building Construction Cost Index of Coimbatore Centre raised to 200.10 from 196.73 of the previous quarter December 2021, thereby recorded an increase of 1.71%. Though the Index of Labour cost group showed nil variation, the Material Cost group Index and Other expenses group Index have showed an increase of 2.78% and 1.47% over the respective Index of previous quarter which in turn reflected in the 1.71% raise of BCC Index. The subgroups Cement & Lime, Timber & other woods, Iron & Steel, and Ancillary materials have increased by 2.18%, 3.49%, 15.24% and 21.74% during the quarter March2022. The cost of Cement, TW Panel door shutter, Mild steel rods , Ribbed Tar steel and Ready mix prime paint have showed an increase of 2.22%, 7.14%, 20.0%, 18.98% and 40% respectively when compared with that of previous quarter December2021.

Quarter Ended: 31.03.2022
Base Year: 2011-2012=100

Sl. No.	Group	Weight	Index		% variation over previous quarter
			Current quarter 31.03.2022	Previous quarter 31.12.2021	
1.	Material Cost	55.54	199.77	194.37	2.78
2.	Labour Cost	32.27	196.03	196.03	0.00
3.	Other Expenses	12.19	212.41	209.33	1.47
	Building Construction Cost Index	100	200.10	196.73	1.71

The Index Number compiled for construction of LIG House of an area of 30.81 Sq.mt. (332 Sq.ft) of Tamil Nadu Housing Board.

CENTRE:ERODE

During the quarter 31.03.2022, the Building Construction Cost Index of Erode Centre raised to 211.82 from 201.51 of the previous quarter 31.12.2021, thereby registered an increase of 5.12%. While the Index of Labour cost group showed nil variation, the Material Cost group Index and Other expenses group Index have showed a remarkable increase of 6.17% and 11.82% over the respective Index of previous quarter. The increase of all 8 subgroups in the Material cost group and E.B Service connection charges subgroup in the Other expenses group have raised the respective group indices which in turn reflected in the 5.12% hike of BCC Index. The cost of Bricks, Pressed tiles, Stone jelly, Stone jelly chips, Cement, TW Panel door shutter, Mild steel rods, Ribbed Tar steel and Steel window ventilator have showed an increase of 10.0%, 6.67%, 4.17%, 4.26%, 4.35%, 12.50%, 8.82%, 12.33% and 9.09% respectively when compared with that of previous quarter 31.12.2021.

Quarter Ended: 31.03.2022

Base Year: 2011-2012=100

Sl. No.	Group	Weight	Index		% variation over previous quarter
			Current quarter 31.03.2022	Previous quarter 31.12.2021	
1.	Material Cost	59.92	206.67	194.66	6.17
2.	Labour Cost	26.96	217.21	217.21	0.00
3.	Other Expenses	13.12	224.26	200.55	11.82
	Building Construction Cost Index	100	211.82	201.51	5.12

The Index Number compiled for construction of LIG House of an area of 30.81 Sq.mt. (332 Sq.ft) of Tamil Nadu Housing Board.

CENTRE:THANJAVUR

The Building Construction Cost Index of Thanjavur Centre for the quarter ended 31.03.2022 stood at 182.16 as against 180.28 during the previous quarter 31.12.2021 thereby recorded a marginal increase of 1.05%. All 3 groups have showed an upward trend over the respective Index of previous quarter. The increase of the subgroups Timber & other woods, Iron & Steel subgroup and Electrical Fittings by 2.62%, 10.79% and 11.57% have raised the Index of Material cost group in spite of decline showed by the subgroups Sand, stone & other quarry products and Cement & Lime. In the Other expenses group, Mixing charges subgroup recorded an increase of 20.0%. The cost of Pressed tiles, TW Panel door shutter, Mild steel rods, Ribbed Tar steel have showed an increase of 7.14%, 4.35%, 12.68% and 18.06% respectively when compared with that of previous quarter 31.12.2021.

Quarter Ended: 31.03.2022
Base Year: 2011-2012=100

Sl. No.	Group	Weight	Index		% variation over previous quarter
			Current quarter 31.03.2022	Previous quarter 31.12.2021	
1.	Material Cost	53.87	178.26	176.72	0.87
2.	Labour Cost	33.11	186.37	185.57	0.43
3.	Other Expenses	13.02	187.64	181.57	3.34
	Building Construction Cost Index	100	182.16	180.28	1.05

The Index Number compiled for construction of LIG House of an area of 30.81 Sq.mt. (332 Sq.ft) of Tamil Nadu Housing Board.

CENTRE:TIRUCHIRAPPALLI

During the quarter ended March 2022, the Building Construction Cost Index of Tiruchirappalli Centre raised to 210.70 from 207.35 of the previous quarter December 2021 thereby recorded an increase of 1.61%. All 3 groups have showed an upward trend over the Index of previous quarter. In the Material cost group while the subgroups Bricks & Tiles and Electrical fittings showed marginal increase over the previous quarter, the other 6 subgroups showed nil variation. The increase of Unskilled labour by 10.10% have raised the Labour cost group which in turn reflected in the raise of BCC Index. The cost of Brick jelly, G.I Pipe (20mm), Unskilled labour - Mazdoor Men and Mazdoor Women have showed an increase of 2.54%, 33.59%, 8.33% and 12.50% respectively when compared with that of previous quarter 31.12.2021 and contributed significantly to the raise of BCC Index.

Quarter Ended: 31.03.2022
Base Year: 2011-2012=100

Sl. No.	Group	Weight	Index		% variation over previous quarter
			Current quarter 31.03.2022	Previous quarter 31.12.2021	
1.	Material Cost	53.78	231.36	231.29	0.03
2.	Labour Cost	32.51	181.43	172.44	5.21
3.	Other Expenses	13.71	199.07	196.26	1.43
	Building Construction Cost Index	100	210.70	207.35	1.61

The Index Number compiled for construction of LIG House of an area of 30.81 Sq.mt. (332 Sq.ft) of Tamil Nadu Housing Board.

CENTRE:PUDUKKOTTAI

The Building Construction Cost Index of Pudukkottai Centre during the quarter ended March 2022 stood at 202.14 as against 200.54 during the previous quarter December 2021 thereby registered a marginal increase of 0.80%. All 3 groups have showed an upward trend over the respective Index of previous quarter. In the Material cost group, the Bricks & Tiles subgroup, Iron & Steel subgroup and Ancillary materials subgroup have showed an significant increase of 1.29%, 3.71% and 4.63% respectively over the previous quarter. In the Labour cost group, while the Skilled labour subgroup remained the same as of previous quarter, the Unskilled labour subgroup showed a marginal increase of 0.35% during the quarter March 2022. The cost of Bricks, Pressed tiles, Steel window ventilator and Cement paint have showed an marginal increase of 0.73%, 5.26%, 15.0% and 4.76% respectively when compared with that of previous quarter December 2021.

Quarter Ended: 31.03.2022
Base Year: 2011-2012=100

Sl. No.	Group	Weight	Index		% variation over previous quarter
			Current quarter 31.03.2022	Previous quarter 31.12.2021	
1.	Material Cost	59.62	197.78	195.57	1.13
2.	Labour Cost	27.05	211.79	211.40	0.18
3.	Other Expenses	13.33	202.09	200.75	0.66
	Building Construction Cost Index	100	202.14	200.54	0.80

The Index Number compiled for construction of LIG House of an area of 30.81 Sq.mt. (332 Sq.ft) of Tamil Nadu Housing Board.

CENTRE: MADURAI

During the quarter ended 31.03.2022, the Building Construction Cost Index of Madurai Centre raised to 192.19 from 187.25 of previous quarter 31.12.2021, thereby registered an increase of 2.64%. All 3 groups have showed an upward trend over the respective Index of previous quarter. In the Material cost group, the subgroups Bricks & tiles, Cement & Lime, Iron & Steel and Sanitary ware & Water supply have recorded an increase of 3.19%, 11.99%, 9.65% and 5.16% respectively over the previous quarter while the Sand, Stone & quarry products subgroup and Timber & Other wood subgroup remained the same as of previous quarter. The cost of Bricks, Pressed tiles, Cement, Mild Steel Rods and Ribbed Tar Steel have increased by 2.94%, 7.14%, 12.20%, 12.12% and 13.64% respectively over that of previous quarter 31.12.2021 and contributed significantly to the increase of BCC Index .

Quarter Ended: 31.03.2022

Base Year: 2011-2012=100

Sl. No.	Group	Weight	Index		% variation over previous quarter
			Current quarter 31.03.2022	Previous quarter 31.12.2021	
1.	Material Cost	56.39	186.52	178.96	4.22
2.	Labour Cost	30.79	190.88	190.45	0.23
3.	Other Expenses	12.82	220.29	216.00	1.98
	Building Construction Cost Index	100	192.19	187.25	2.64

The Index Number compiled for construction of LIG House of an area of 30.81 Sq.mt. (332 Sq.ft) of Tamil Nadu Housing Board.

CENTRE :VIRUDHUNAGAR

The Building Construction Cost Index of Virudhunagar Centre for the quarter ended March 2022 stood at 201.21 as against 197.40 during the previous quarter December 2021 thereby registered an increase of 1.93%. All 3 groups have showed an upward trend over the respective Index of previous quarter. The subgroups Cement & Lime, Timber & other woods, Iron & steel, Electrical fittings and Sanitary ware & Water supply have recorded a significant increase of 2.20%, 26.43%, 6.52%, 9.31% and 8.35% over the previous quarter in the Material cost group. The E.B. service connection charges subgroup in Other expenses group has showed an increase of 22.55% over the previous quarter December 2021. During the quarter March 2022, the cost of Pressed tiles, Cement, TW frame, TW Panel door shutter, Mild steel rods and Ribbed Tar steel have increased by 6.67%, 2.22%, 33.33%, 35.71%, 7.81% and 12.70% over that of previous quarter December 2021.

Quarter Ended: 31.03.2022
Base Year: 2011-2012=100

Sl. No.	Group	Weight	Index		% variation over previous quarter
			Current quarter 31.03.2022	Previous quarter 31.12.2021	
1.	Material Cost	56.23	211.03	205.64	2.62
2.	Labour Cost	30.90	184.72	184.15	0.31
3.	Other Expenses	12.87	197.88	193.24	2.40
	Building Construction Cost Index	100	201.21	197.40	1.93

The Index Number compiled for construction of LIG House of an area of 30.81 Sq.mt. (332 Sq.ft) of Tamil Nadu Housing Board.

CENTRE:PALAYAMKOTTAI

During the quarter ended 31.03.2022, the Building Construction Cost Index of Palayamkottai Centre has increased to 183.42 from 181.60 of the previous quarter 31.12.2021 thereby recorded an increase of 1.00%. The Material cost group and Other expenses group have recorded an upward trend over the respective Index of previous quarter and the Labour cost group Index remained the same as of previous quarter. The increase of Cement & Lime subgroup, Iron & Steel subgroup and Sanitary ware & Water supply subgroup by 2.20%, 11.19% and 4.14% respectively have raised the Material cost group by 1.71% over the previous quarter. The cost of Cement, Mild Steel Rod, Ribbed Tar Steel and Steel window ventilator have showed an increase of 2.22% 11.92%, 13.92% and 10.0% respectively over that of previous quarter 31.12.2021.

Quarter Ended: 31.03.2022
Base Year: 2011-2012=100

Sl. No.	Group	Weight	Index		% variation over previous quarter
			Current quarter 31.03.2022	Previous quarter 31.12.2021	
1.	Material Cost	57.32	167.94	165.11	1.71
2.	Labour Cost	29.82	216.33	216.33	0.00
3.	Other Expenses	12.86	176.13	174.55	0.90
	Building Construction Cost Index	100	183.42	181.60	1.00

The Index Number compiled for construction of LIG House of an area of 30.81 Sq.mt. (332 Sq.ft) of Tamil Nadu Housing Board.

CENTRE:NAGERCOIL

The Building Construction Cost Index of Nagercoil Centre for the quarter ended March 2022 stood at 189.37 as against 187.41 of the previous quarter December 2021 thereby showed an increase of 1.05%. The Material cost group and Other expenses group have registered an upward trend over the respective Index of previous quarter and the Labour cost group Index remained same as of previous quarter December 2021. The subgroups Timber & other woods, Iron & Steel, Electrical Fittings and Sanitary ware & water supply have showed an increase of 2.32%, 16.20%, 3.50% and 2.99% have raised the Material cost group over the previous quarter in spite of the decline in the Bricks & tiles subgroup and nil variation showed by Cement & Lime subgroup and Ancillary materials subgroup over the previous quarter. The cost of Solid PVC door shutter, Mild steel rods, Ribbed Tar steel and Steel window ventilator showed an increase of 15.56%, 24.85%, 24.49% and 4.35% when compared with that of previous quarter and contributed significantly to the raise of BCC Index during March 2022.

Quarter Ended: 31.03.2022
Base Year: 2011-2012=100

Sl. No.	Group	Weight	Index		% variation over previous quarter
			Current quarter 31.03.2022	Previous quarter 31.12.2021	
1.	Material Cost	50.42	189.05	185.83	1.73
2.	Labour Cost	35.62	188.27	188.27	0.00
3.	Other Expenses	13.96	193.31	190.90	1.27
	Building Construction Cost Index	100	189.37	187.41	1.05

The Index Number compiled for construction of LIG House of an area of 30.81 Sq.mt. (332 Sq.ft) of Tamil Nadu Housing Board.

CENTRE: UDHAGAMANDALAM

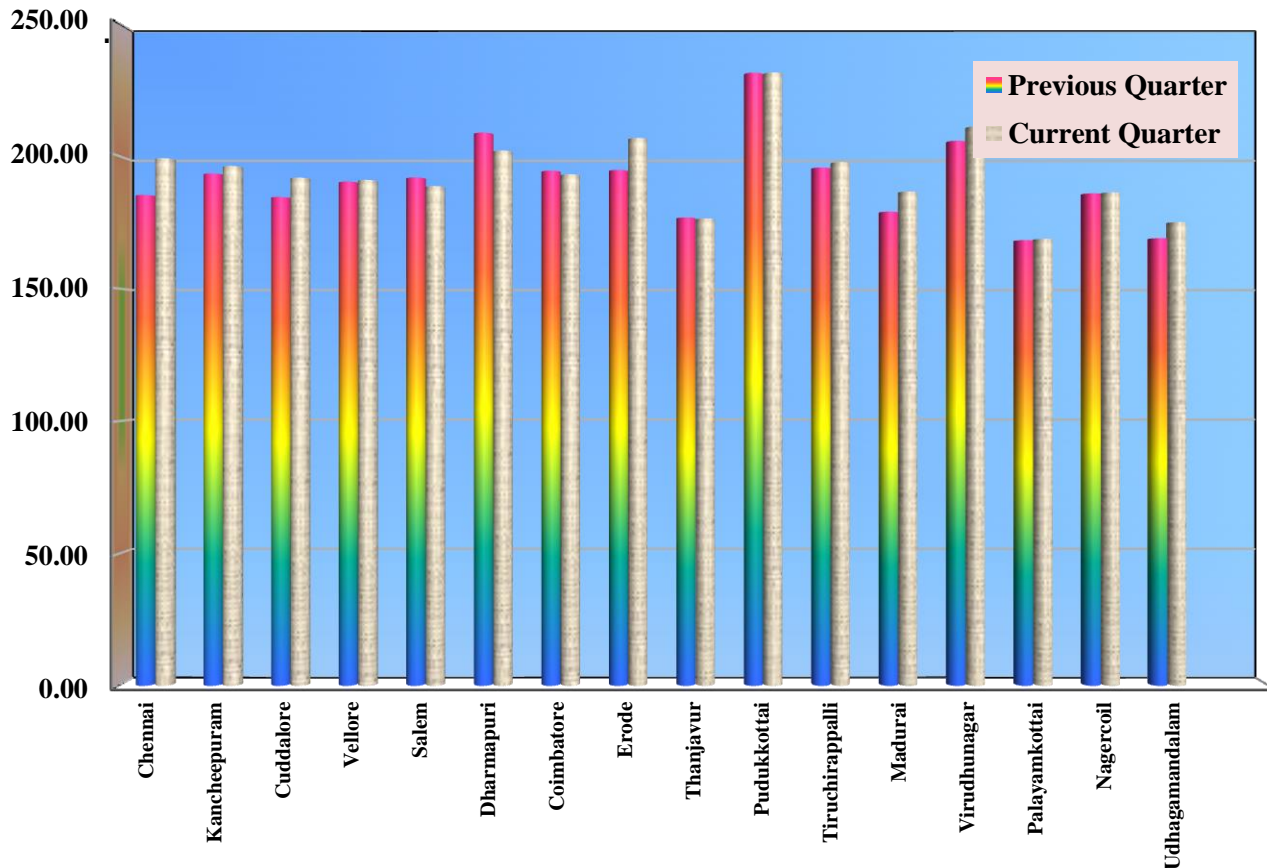
During the quarter ended March 2022, the Building Construction Cost Index of Udhagamandalam Centre stood at 185.23 thereby registered an increase of 2.51% when compared with the previous quarter Index of 180.69. All 3 groups have showed an upward trend over the respective Index of previous quarter December 2021. The increase of Sand, Stone & other quarry products subgroup and Iron & Steel subgroup by 11.11% and 11.36% have raised the Index of Material cost group by 3.58% over the previous quarter while the subgroups Bricks & tiles, Cement & Lime and Timber & other woods showed nil variation over the previous quarter. The increase of Skilled labour subgroup by 1.77% and Unskilled labour subgroup by 0.25% have raised the Labour cost group Index by 0.96% over the previous quarter. The cost of Sand, Mild steel rods and Ribbed Tar steel have recorded an increase of 24.45%, 14.29% and 14.29% over the previous quarter and contributed significantly to the increase of BCC Index during the quarter March 2022.

Quarter Ended: 31.03.2022
Base Year: 2011-2012=100

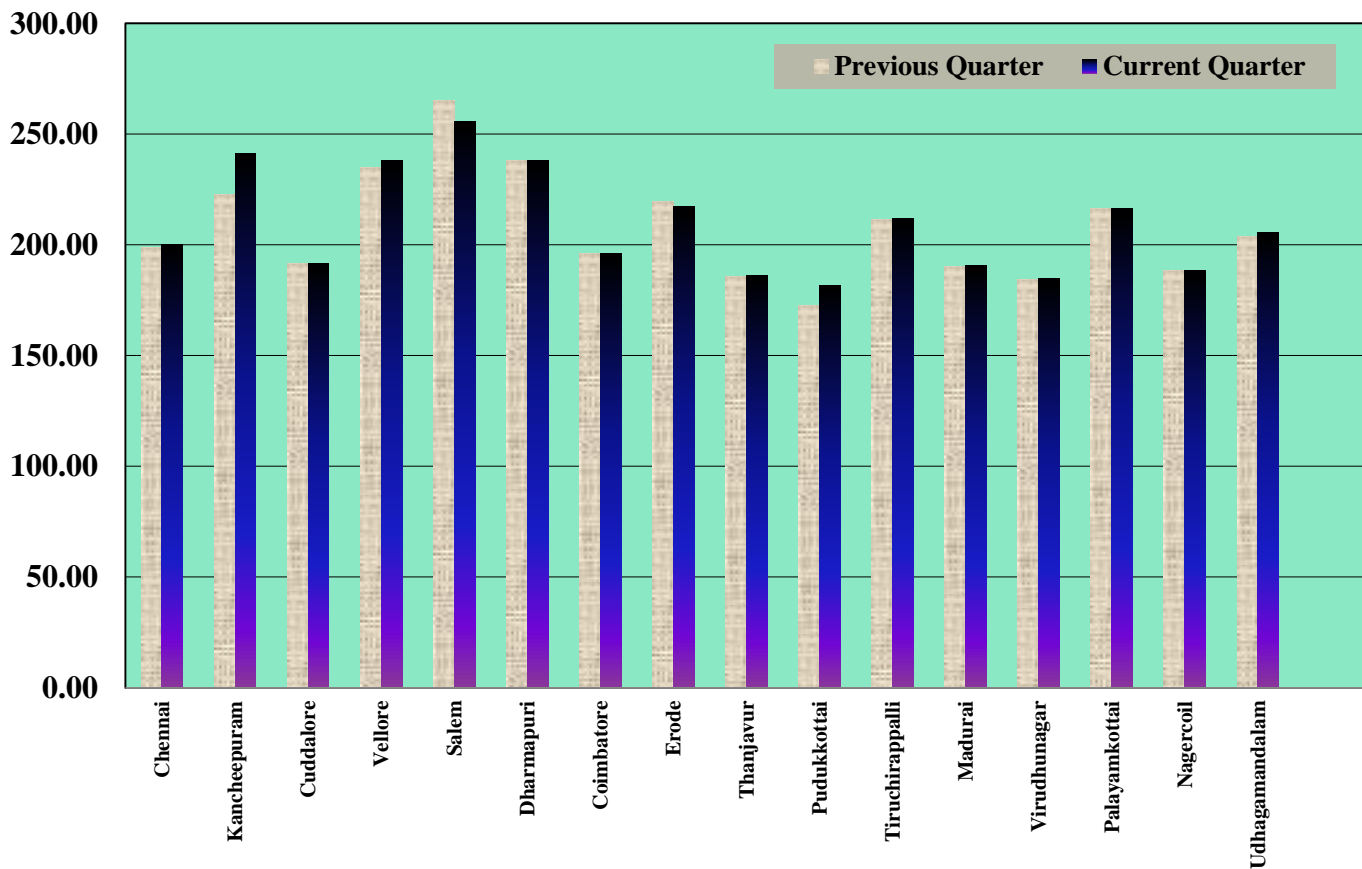
Sl. No.	Group	Weight	Index		% variation over previous quarter
			Current quarter 31.03.2022	Previous quarter 31.12.2021	
1.	Material Cost	57.29	175.01	168.96	3.58
2.	Labour Cost	29.43	205.75	203.80	0.96
3.	Other Expenses	13.29	183.87	180.07	2.11
	Building Construction Cost Index	100	185.23	180.69	2.51

The Index Number compiled for construction of LIG House of an area of 30.81 Sq.mt. (332 Sq.ft) of Tamil Nadu Housing Board.

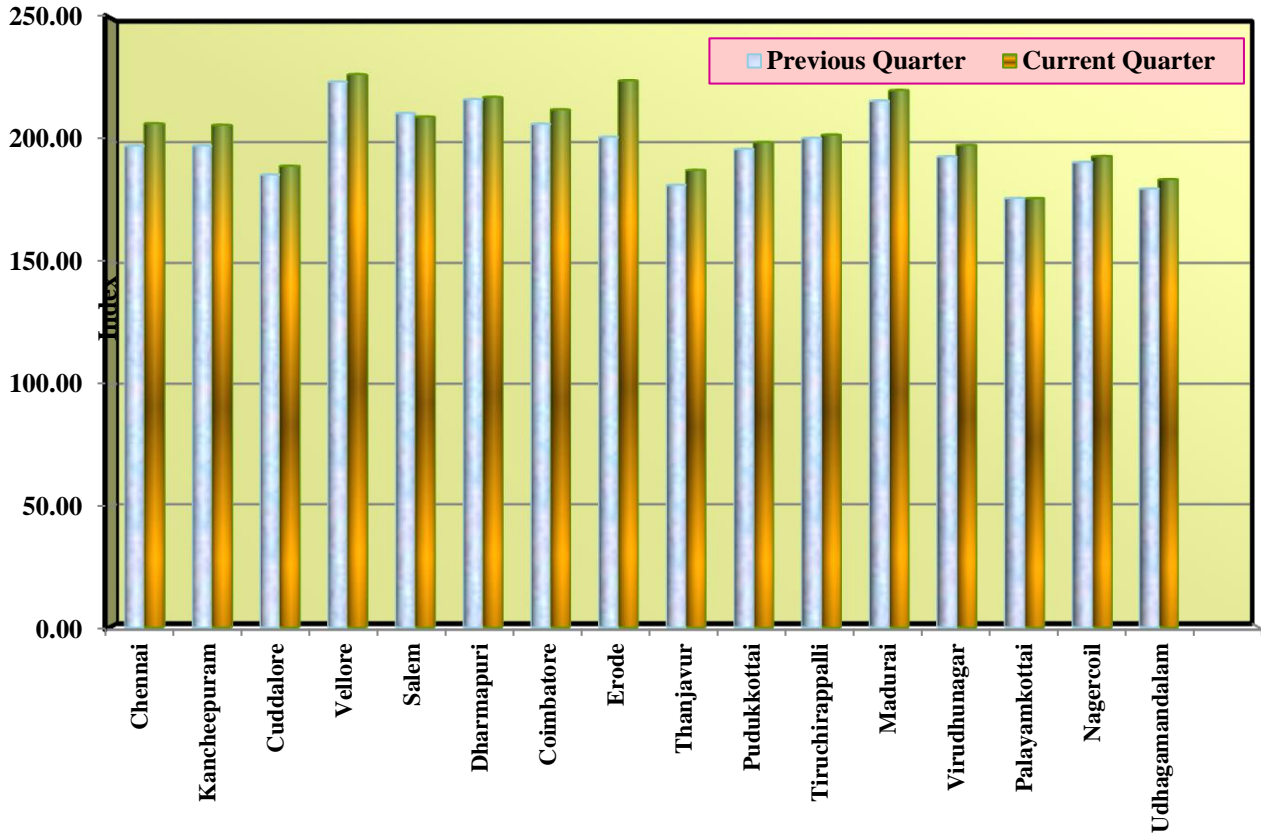
COMPARISON OF MATERIAL COST FOR THE Q.E. 31.03.2022 WITH PREVIOUS Q.E. 31.12.2021



COMPARISON OF LABOUR COST FOR THE Q.E. 31.03.2022 WITH PREVIOUS Q.E. 31.12.2021



COMPARISON OF OTHER COST FOR THE Q.E. 31.03.2022 WITH PREVIOUS Q.E. 31.12.2021



COMPARISON OF BUILDING CONSTRUCTION COST INDEX FOR THE Q.E 31.03.2022 WITH PREVIOUS Q.E 31.12.2021

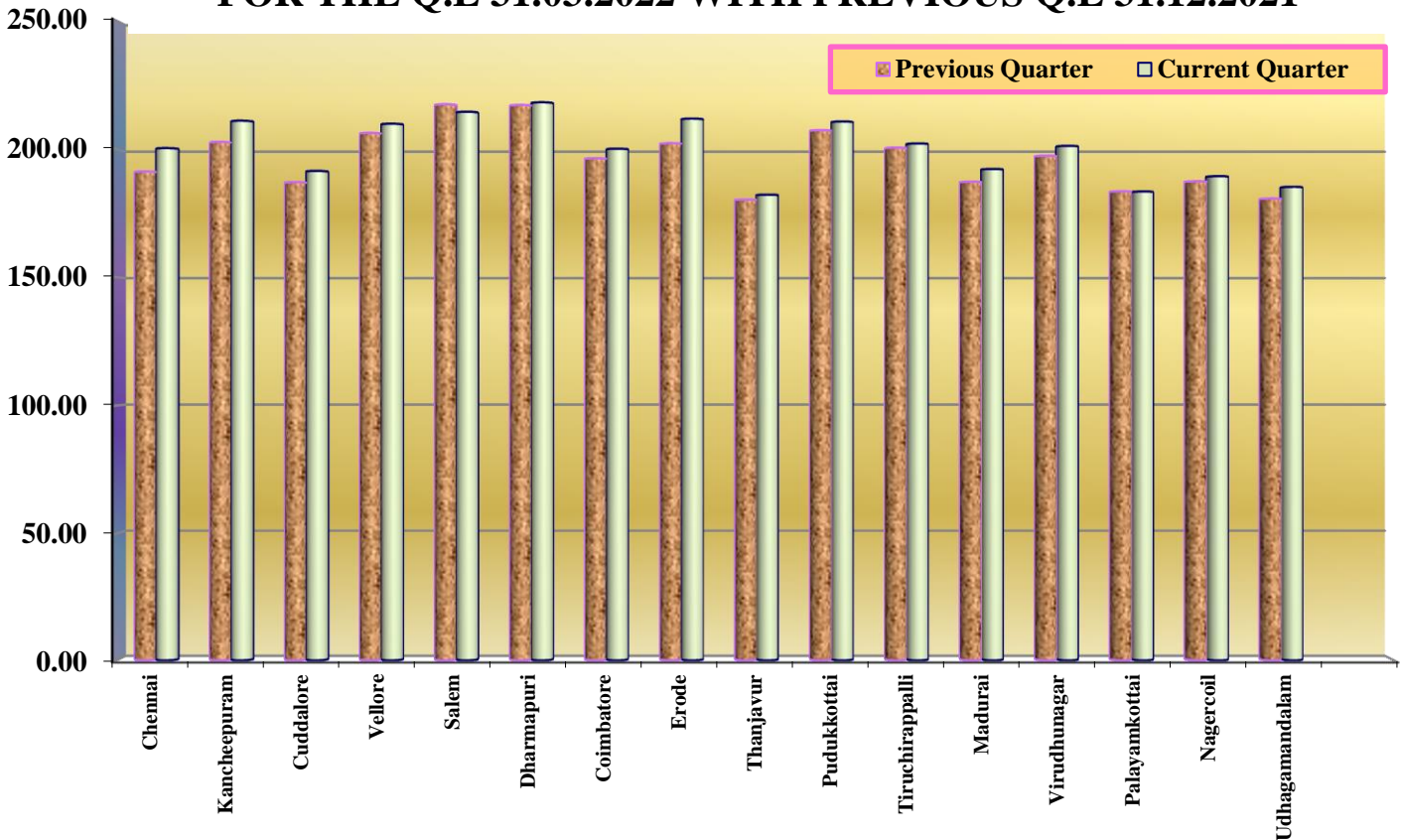


TABLE - 1

BUILDING CONSTRUCTION COST INDEX

CENTRE : CHENNAI

QUARTER : MARCH 2022
(BASE YEAR:2011-12=100)

Sl. No.	ITEM	Weight	INDEX			% Variation	
			Current Quarter Mar 2022	Previous Quarter Dec 2021	Corresponding Qtr. of prev. year Mar 2021	Previous Quarter Dec 2021	Corresponding Qtr. of prev. year Mar 2021
I	<u>MATERIAL COST</u>						
1	BRICKS & TILES	20.93	178.09	162.75	147.91	9.42	20.40
2	SAND, STONE & OTHER QUARRY PRODUCTS	11.55	301.02	275.23	247.33	9.37	21.71
3	CEMENT & LIME	11.24	137.78	137.78	148.98	0.00	-7.52
4	TIMBER & OTHER WOODS	2.08	241.62	236.56	236.56	2.14	2.14
5	IRON & STEEL	4.78	181.76	156.69	158.67	16.00	14.56
6	ANCILLIARY MATERIALS	1.96	133.10	133.10	131.18	0.00	1.46
7	ELECTRICAL FITTINGS	1.13	231.23	229.82	192.43	0.61	20.16
8	SANITARY WARE & WATER SUPPLY	1.15	229.69	223.98	181.20	2.55	26.76
II	<u>LABOUR COST</u>						
1	SKILLED LABOUR	15.90	185.16	183.71	172.36	0.79	7.43
2	UNSKILLED LABOUR	17.04	214.03	213.05	183.21	0.46	16.82
III	<u>OTHER EXPENSES</u>						
1	MIXING CHARGES	0.75	233.33	233.33	233.33	0.00	0.00
2	E.B.SERVICE CONNECTION CHARGES	0.38	341.59	313.04	313.04	9.12	9.12
3	CONTINGENCIES	2.22	200.32	191.23	176.81	4.75	13.30
4	SUPERVISION CHARGES	8.89	200.32	191.23	176.81	4.75	13.30
I	MATERIAL COST	54.82	199.03	185.21	174.40	7.46	14.12
II	LABOUR COST	32.94	200.10	198.89	177.98	0.61	12.43
III	OTHER EXPENSES	12.24	206.72	197.58	184.49	4.63	12.05
	BUILDING CONSTRUCTION COST INDEX	100	200.32	191.23	176.81	4.75	13.30

TABLE - 2
BUILDING CONSTRUCTION COST INDEX

CENTRE : KANCHEEPURAM

QUARTER : MARCH 2022
(BASE YEAR:2011-12=100)

Sl. No.	ITEM	Weight	INDEX			% Variation	
			Current Quarter Mar 2022	Previous Quarter Dec 2021	Corresponding Qtr. of prev. year Mar 2021	Previous Quarter Dec 2021	Corresponding Qtr. of prev. year Mar 2021
I	<u>MATERIAL COST</u>						
1	BRICKS & TILES	18.87	192.15	191.42	180.13	0.38	6.67
2	SAND, STONE & OTHER QUARRY PRODUCTS	10.33	280.06	282.90	296.00	-1.00	-5.38
3	CEMENT & LIME	13.58	145.96	139.91	149.68	4.33	-2.48
4	TIMBER & OTHER WOODS	3.11	241.11	234.84	218.27	2.67	10.46
5	IRON & STEEL	5.95	156.83	144.73	140.89	8.36	11.31
6	ANCILLIARY MATERIALS	2.35	193.31	192.79	173.55	0.27	11.39
7	ELECTRICAL FITTINGS	1.25	208.60	208.95	176.15	-0.16	18.42
8	SANITARY WARE & WATER SUPPLY	1.60	179.69	178.55	170.83	0.64	5.19
II	<u>LABOUR COST</u>						
1	SKILLED LABOUR	15.00	218.10	193.91	170.78	12.47	27.71
2	UNSKILLED LABOUR	15.16	264.02	264.02	221.44	0.00	19.23
III	<u>OTHER EXPENSES</u>						
1	MIXING CHARGES	1.07	166.67	166.67	166.67	0.00	0.00
2	E.B.SERVICE CONNECTION CHARGES	0.63	185.62	159.51	135.28	16.37	37.21
3	CONTINGENCIES	2.22	210.99	204.91	192.25	2.97	9.75
4	SUPERVISION CHARGES	8.89	210.99	204.91	192.25	2.97	9.75
I	<i>MATERIAL COST</i>	57.04	196.12	193.30	191.24	1.46	2.55
II	<i>LABOUR COST</i>	30.16	241.19	229.16	196.25	5.25	22.90
III	<i>OTHER EXPENSES</i>	12.80	206.06	199.51	187.33	3.28	10.00
	BUILDING CONSTRUCTION COST INDEX	100	210.99	204.91	192.25	2.97	9.75

TABLE - 3
BUILDING CONSTRUCTION COST INDEX

CENTRE : CUDDALORE

QUARTER : MARCH 2022
(BASE YEAR:2011-12=100)

Sl. No	ITEM	Weight	INDEX			% Variation	
			Current Quarter Mar 2022	Previous Quarter Dec 2021	Corresponding Qtr. of prev. year Mar 2021	Previous Quarter Dec 2021	Corresponding Qtr. of prev. year Mar 2021
I	<u>MATERIAL COST</u>						
1	BRICKS & TILES	17.37	174.71	160.83	138.12	8.63	26.49
2	SAND, STONE & OTHER QUARRY PRODUCTS	9.89	271.81	271.81	253.83	0.00	7.08
3	CEMENT & LIME	13.17	139.45	136.30	136.27	2.31	2.33
4	TIMBER & OTHER WOODS	2.90	238.63	238.63	227.13	0.00	5.06
5	IRON & STEEL	5.40	195.54	180.09	149.71	8.58	30.61
6	ANCILLIARY MATERIALS	2.16	136.65	126.95	115.74	7.64	18.07
7	ELECTRICAL FITTINGS	1.17	262.57	261.81	233.75	0.29	12.33
8	SANITARY WARE & WATER SUPPLY	1.30	245.97	245.97	212.24	0.00	15.89
II	<u>LABOUR COST</u>						
1	SKILLED LABOUR	16.58	165.84	165.84	165.84	0.00	0.00
2	UNSKILLED LABOUR	16.39	218.06	218.06	199.65	0.00	9.22
III	<u>OTHER EXPENSES</u>						
1	MIXING CHARGES	2.14	180.65	180.65	154.84	0.00	16.67
2	E.B.SERVICE CONNECTION CHARGES	0.42	178.15	178.15	153.64	0.00	15.95
3	CONTINGENCIES	2.22	191.41	187.05	173.12	2.33	10.57
4	SUPERVISION CHARGES	8.89	191.41	187.05	173.12	2.33	10.57
I	<i>MATERIAL COST</i>	53.36	191.71	184.45	168.12	3.94	14.03
II	<i>LABOUR COST</i>	32.97	191.79	191.79	182.64	0.00	5.01
III	<i>OTHER EXPENSES</i>	13.67	189.32	185.77	169.66	1.91	11.59
	BUILDING CONSTRUCTION COST INDEX	100	191.41	187.05	173.12	2.33	10.57

TABLE - 4
BUILDING CONSTRUCTION COST INDEX

CENTRE : VELLORE

QUARTER : MARCH 2022
(BASE YEAR:2011-12=100)

Sl. No	ITEM	Weight	INDEX			% Variation	
			Current Quarter Mar 2022	Previous Quarter Dec 2021	Corresponding Qtr. of prev. year Mar 2021	Previous Quarter Dec 2021	Corresponding Qtr. of prev. year Mar 2021
I	<u>MATERIAL COST</u>						
1	BRICKS & TILES	20.75	171.20	169.43	155.32	1.04	10.22
2	SAND, STONE & OTHER QUARRY PRODUCTS	11.58	299.08	282.03	238.17	6.05	25.57
3	CEMENT & LIME	14.67	151.16	151.16	139.58	0.00	8.30
4	TIMBER & OTHER WOODS	2.82	178.16	178.16	165.52	0.00	7.64
5	IRON & STEEL	6.23	163.98	163.98	153.38	0.00	6.91
6	ANCILLIARY MATERIALS	2.42	183.32	183.32	129.98	0.00	41.04
7	ELECTRICAL FITTINGS	1.11	273.37	272.79	254.15	0.21	7.56
8	SANITARY WARE & WATER SUPPLY	1.31	239.49	239.49	196.05	0.00	22.16
II	<u>LABOUR COST</u>						
1	SKILLED LABOUR	11.76	256.57	249.69	241.93	2.75	6.05
2	UNSKILLED LABOUR	14.04	222.82	222.82	222.82	0.00	0.00
III	<u>OTHER EXPENSES</u>						
1	MIXING CHARGES	1.58	328.21	328.21	315.08	0.00	4.17
2	E.B.SERVICE CONNECTION CHARGES	0.61	272.01	272.01	262.44	0.00	3.65
3	CONTINGENCIES	2.22	209.82	206.27	190.55	1.72	10.11
4	SUPERVISION CHARGES	8.89	209.82	206.27	190.55	1.72	10.11
I	<i>MATERIAL COST</i>	60.90	194.09	190.24	169.23	2.03	14.69
II	<i>LABOUR COST</i>	25.80	238.21	235.07	231.53	1.33	2.88
III	<i>OTHER EXPENSES</i>	13.30	226.74	223.77	208.64	1.33	8.67
	BUILDING CONSTRUCTION COST INDEX	100	209.82	206.27	190.55	1.72	10.11

TABLE - 5
BUILDING CONSTRUCTION COST INDEX

CENTRE : SALEM

QUARTER : MARCH 2022
(BASE YEAR:2011-12=100)

Sl. No	ITEM	Weight	INDEX			% Variation	
			Current Quarter Mar 2022	Previous Quarter Dec 2021	Corresponding Qtr. of prev. year Mar 2021	Previous Quarter Dec 2021	Corresponding Qtr. of prev. year Mar 2021
I	<u>MATERIAL COST</u>						
1	BRICKS & TILES	18.98	196.43	193.38	163.04	1.58	20.48
2	SAND, STONE & OTHER QUARRY PRODUCTS	11.41	297.35	297.35	295.62	0.00	0.59
3	CEMENT & LIME	14.48	149.93	146.33	146.33	2.46	2.46
4	TIMBER & OTHER WOODS	2.70	144.94	141.23	127.27	2.63	13.89
5	IRON & STEEL	6.57	159.59	143.91	131.19	10.90	21.65
6	ANCILLIARY MATERIALS	2.47	125.14	123.93	113.68	0.97	10.08
7	ELECTRICAL FITTINGS	1.34	196.01	186.82	182.27	4.92	7.54
8	SANITARY WARE & WATER SUPPL	1.48	241.69	226.51	210.61	6.70	14.75
II	<u>LABOUR COST</u>						
1	SKILLED LABOUR	14.09	243.32	243.32	231.85	0.00	4.95
2	UNSKILLED LABOUR	13.79	268.43	268.43	234.29	0.00	14.57
III	<u>OTHER EXPENSES</u>						
1	MIXING CHARGES	0.61	200.00	200.00	200.00	0.00	0.00
2	E.B.SERVICE CONNECTION CHAR	0.97	157.87	143.45	139.03	10.05	13.55
3	CONTINGENCIES	2.22	214.49	211.39	195.55	1.47	9.69
4	SUPERVISION CHARGES	8.89	214.49	211.39	195.55	1.47	9.69
I	<i>MATERIAL COST</i>	59.43	196.21	191.82	178.83	2.29	9.72
II	<i>LABOUR COST</i>	27.88	255.74	255.74	233.06	0.00	9.73
III	<i>OTHER EXPENSES</i>	12.69	209.45	205.63	191.42	1.86	9.42
	BUILDING CONSTRUCTION COST INDEX	100	214.49	211.39	195.55	1.47	9.69

TABLE - 6
BUILDING CONSTRUCTION COST INDEX

CENTRE : DHARMAPURI

QUARTER : MARCH 2022
(BASE YEAR:2011-12=100)

Sl. No	ITEM	Weight	INDEX			% Variation	
			Current Quarter Mar 2022	Previous Quarter Dec 2021	Corresponding Qtr. of prev. year Mar 2021	Previous Quarter Dec 2021	Corresponding Qtr. of prev. year Mar 2021
I	<u>MATERIAL COST</u>						
1	BRICKS & TILES	19.33	196.48	196.48	192.96	0.00	1.83
2	SAND, STONE & OTHER QUARRY PRODUCTS	11.25	350.17	350.17	310.99	0.00	12.60
3	CEMENT & LIME	15.30	151.39	154.87	144.33	-2.25	4.89
4	TIMBER & OTHER WOODS	3.59	147.30	147.30	140.63	0.00	4.74
5	IRON & STEEL	6.52	199.21	182.13	140.28	9.38	42.01
6	ANCILLIARY MATERIALS	2.82	136.01	136.01	121.87	0.00	11.60
7	ELECTRICAL FITTINGS	1.58	247.70	229.77	186.06	7.80	33.13
8	SANITARY WARE & WATER SUPPLY	1.78	228.95	227.50	177.82	0.64	28.75
II	<u>LABOUR COST</u>						
1	SKILLED LABOUR	13.19	225.75	225.75	225.75	0.00	0.00
2	UNSKILLED LABOUR	12.30	251.42	251.42	221.82	0.00	13.34
III	<u>OTHER EXPENSES</u>						
1	MIXING CHARGES	0.64	200.00	200.00	200.00	0.00	0.00
2	E.B.SERVICE CONNECTION CHARGES	0.58	223.23	223.23	223.23	0.00	0.00
3	CONTINGENCIES	2.22	218.17	217.17	199.97	0.46	9.10
4	SUPERVISION CHARGES	8.89	218.17	217.17	199.97	0.46	9.10
I	<i>MATERIAL COST</i>	62.18	210.13	208.70	189.96	0.69	10.62
II	<i>LABOUR COST</i>	25.49	238.13	238.13	223.85	0.00	6.38
III	<i>OTHER EXPENSES</i>	12.33	217.47	216.56	201.07	0.42	8.15
	BUILDING CONSTRUCTION COST INDEX	100	218.17	217.17	199.97	0.46	9.10

TABLE - 7
BUILDING CONSTRUCTION COST INDEX

CENTRE : COIMBATORE

QUARTER : MARCH 2022
(BASE YEAR:2011-12=100)

Sl. No	ITEM	Weight	INDEX			% Variation	
			Current Quarter Mar 2022	Previous Quarter Dec 2021	Corresponding Qtr. of prev. year Mar 2021	Previous Quarter Dec 2021	Corresponding Qtr. of prev. year Mar 2021
I	<u>MATERIAL COST</u>						
1	BRICKS & TILES	19.49	186.09	186.09	158.58	0.00	17.35
2	SAND, STONE & OTHER QUARRY PRODUCTS	11.17	269.30	268.16	263.44	0.43	2.23
3	CEMENT & LIME	12.41	148.49	145.32	137.71	2.18	7.83
4	TIMBER & OTHER WOODS	2.61	240.38	232.28	197.98	3.49	21.41
5	IRON & STEEL	5.31	186.76	162.05	150.92	15.24	23.75
6	ANCILLIARY MATERIALS	2.14	226.60	186.14	186.12	21.74	21.75
7	ELECTRICAL FITTINGS	1.17	208.53	205.50	194.01	1.47	7.48
8	SANITARY WARE & WATER SUPPL	1.23	217.46	213.15	197.85	2.02	9.91
II	<u>LABOUR COST</u>						
1	SKILLED LABOUR	14.72	209.89	209.89	201.35	0.00	4.24
2	UNSKILLED LABOUR	17.56	184.41	184.41	183.40	0.00	0.55
III	<u>OTHER EXPENSES</u>						
1	MIXING CHARGES	0.53	500.00	500.00	200.00	0.00	150.00
2	E.B.SERVICE CONNECTION CHAR	0.55	185.97	185.97	180.65	0.00	2.95
3	CONTINGENCIES	2.22	200.10	196.73	183.58	1.71	9.00
4	SUPERVISION CHARGES	8.89	200.10	196.73	183.58	1.71	9.00
I	<i>MATERIAL COST</i>	55.54	199.77	194.37	178.80	2.78	11.73
II	<i>LABOUR COST</i>	32.27	196.03	196.03	191.59	0.00	2.32
III	<i>OTHER EXPENSES</i>	12.19	212.41	209.33	184.16	1.47	15.34
	BUILDING CONSTRUCTION COST INDEX	100	200.10	196.73	183.58	1.71	9.00

TABLE - 8
BUILDING CONSTRUCTION COST INDEX

CENTRE : ERODE

QUARTER : MARCH 2022
(BASE YEAR:2011-12=100)

Sl. No	ITEM	Weight	INDEX			% Variation	
			Current Quarter Mar 2022	Previous Quarter Dec 2021	Corresponding Qtr. of prev. year Mar 2021	Previous Quarter Dec 2021	Corresponding Qtr. of prev. year Mar 2021
I	<u>MATERIAL COST</u>						
1	BRICKS & TILES	22.34	216.86	198.94	159.98	9.01	35.55
2	SAND, STONE & OTHER QUARRY PRODUCTS	9.51	269.17	265.40	300.57	1.42	-10.45
3	CEMENT & LIME	13.35	155.87	149.45	135.37	4.29	15.14
4	TIMBER & OTHER WOODS	3.93	169.83	159.33	138.50	6.59	22.62
5	IRON & STEEL	6.00	169.35	153.81	139.62	10.10	21.30
6	ANCILLIARY MATERIALS	2.23	246.01	230.50	231.50	6.73	6.27
7	ELECTRICAL FITTINGS	1.36	239.85	232.73	189.61	3.06	26.50
8	SANITARY WARE & WATER SUPPL	1.20	283.66	267.74	220.62	5.95	28.58
II	<u>LABOUR COST</u>						
1	SKILLED LABOUR	13.26	206.75	206.75	183.36	0.00	12.76
2	UNSKILLED LABOUR	13.70	227.33	227.33	214.91	0.00	5.78
III	<u>OTHER EXPENSES</u>						
1	MIXING CHARGES	1.41	320.00	200.00	160.00	60.00	100.00
2	E.B.SERVICE CONNECTION CHAR	0.60	229.47	183.98	183.98	24.72	24.72
3	CONTINGENCIES	2.22	211.82	201.51	184.18	5.12	15.01
4	SUPERVISION CHARGES	8.89	211.82	201.51	184.18	5.12	15.01
I	<i>MATERIAL COST</i>	59.92	206.67	194.66	177.91	6.17	16.17
II	<i>LABOUR COST</i>	26.96	217.21	217.21	199.40	0.00	8.93
III	<i>OTHER EXPENSES</i>	13.12	224.26	200.55	181.57	11.82	23.51
	BUILDING CONSTRUCTION COST INDEX	100	211.82	201.51	184.18	5.12	15.01

TABLE - 10
BUILDING CONSTRUCTION COST INDEX

CENTRE : TIRUCHIRAPPALLI

QUARTER : MARCH 2022
(BASE YEAR:2011-12=100)

Sl. No	ITEM	Weight	INDEX			% Variation	
			Current Quarter Mar 2022	Previous Quarter Dec 2021	Corresponding Qtr. of prev. year Mar 2021	Previous Quarter Dec 2021	Corresponding Qtr. of prev. year Mar 2021
I	<u>MATERIAL COST</u>						
1	BRICKS & TILES	17.09	204.29	204.14	174.00	0.07	17.41
2	SAND, STONE & OTHER QUARRY PRODUCTS	9.91	488.93	488.93	482.77	0.00	1.28
3	CEMENT & LIME	13.36	145.75	145.75	141.57	0.00	2.95
4	TIMBER & OTHER WOODS	2.19	142.17	142.17	136.32	0.00	4.29
5	IRON & STEEL	5.86	157.77	157.77	156.50	0.00	0.81
6	ANCILLIARY MATERIALS	2.35	180.47	180.47	156.87	0.00	15.05
7	ELECTRICAL FITTINGS	1.37	165.44	164.66	155.88	0.47	6.13
8	SANITARY WARE & WATER SUPPLY	1.63	163.83	163.83	133.43	0.00	22.78
II	<u>LABOUR COST</u>						
1	SKILLED LABOUR	15.85	170.97	170.97	150.58	0.00	13.54
2	UNSKILLED LABOUR	16.66	191.39	173.84	138.16	10.10	38.53
III	<u>OTHER EXPENSES</u>						
1	MIXING CHARGES	2.00	142.86	142.86	117.71	0.00	21.36
2	E.B.SERVICE CONNECTION CHARGES	0.60	171.41	169.06	167.67	1.39	2.23
3	CONTINGENCIES	2.22	210.70	207.35	187.80	1.62	12.19
4	SUPERVISION CHARGES	8.89	210.70	207.35	187.80	1.62	12.19
I	<i>MATERIAL COST</i>	53.78	231.36	231.29	216.98	0.03	6.63
II	<i>LABOUR COST</i>	32.51	181.43	172.44	144.22	5.21	25.80
III	<i>OTHER EXPENSES</i>	13.71	199.07	196.26	176.69	1.43	12.67
	BUILDING CONSTRUCTION COST INDEX	100	210.70	207.35	187.80	1.62	12.19

TABLE - 9
BUILDING CONSTRUCTION COST INDEX

QUARTER : MARCH 2022
(BASE YEAR:2011-12=100)

CENTRE : THANJAVUR

Sl. No	ITEM	Weight	INDEX			% Variation	
			Current Quarter Mar 2022	Previous Quarter Dec 2021	Corresponding Qtr. of prev. year Mar 2021	Previous Quarter Dec 2021	Corresponding Qtr. of prev. year Mar 2021
I	<u>MATERIAL COST</u>						
1	BRICKS & TILES	15.10	202.54	202.38	185.33	0.08	9.29
2	SAND, STONE & OTHER QUARRY PRODUCTS	12.10	181.91	182.58	171.19	-0.37	6.26
3	CEMENT & LIME	13.43	142.29	147.10	140.34	-3.27	1.39
4	TIMBER & OTHER WOODS	2.21	261.21	254.55	210.76	2.62	23.94
5	IRON & STEEL	6.03	177.66	160.36	148.60	10.79	19.55
6	ANCILLIARY MATERIALS	2.19	127.40	127.30	116.15	0.08	9.69
7	ELECTRICAL FITTINGS	1.34	186.96	167.58	163.68	11.57	14.22
8	SANITARY WARE & WATER SUPPLY	1.47	173.05	167.53	160.73	3.29	7.66
II	<u>LABOUR COST</u>						
1	SKILLED LABOUR	16.73	177.51	177.37	175.70	0.08	1.03
2	UNSKILLED LABOUR	16.38	195.42	193.94	188.86	0.76	3.47
III	<u>OTHER EXPENSES</u>						
1	MIXING CHARGES	1.33	260.87	217.39	195.65	20.00	33.33
2	E.B.SERVICE CONNECTION CHARGES	0.58	125.34	124.68	121.98	0.53	2.76
3	CONTINGENCIES	2.22	182.16	180.28	170.89	1.04	6.60
4	SUPERVISION CHARGES	8.89	182.16	180.28	170.89	1.04	6.60
I	<i>MATERIAL COST</i>	53.87	178.26	176.72	163.85	0.87	8.80
II	<i>LABOUR COST</i>	33.11	186.37	185.57	182.21	0.43	2.28
III	<i>OTHER EXPENSES</i>	13.02	187.64	181.57	171.22	3.34	9.59
	BUILDING CONSTRUCTION COST INDEX	100	182.16	180.28	170.89	1.04	6.60

TABLE - 11
BUILDING CONSTRUCTION COST INDEX

CENTRE :PUDUKOTTAI

QUARTER : MARCH 2022
(BASE YEAR:2011-12=100)

Sl. No	ITEM	Weight	INDEX			% Variation	
			Current Quarter Mar 2022	Previous Quarter Dec 2021	Corresponding Qtr. of prev. year Mar 2021	Previous Quarter Dec 2021	Corresponding Qtr. of prev. year Mar 2021
I	<u>MATERIAL COST</u>						
1	BRICKS & TILES	18.93	214.16	211.42	198.75	1.29	7.75
2	SAND, STONE & OTHER QUARRY PRODUCTS	10.13	294.21	292.73	287.36	0.51	2.38
3	CEMENT & LIME	14.36	139.94	139.90	139.85	0.03	0.06
4	TIMBER & OTHER WOODS	3.32	169.62	169.49	153.78	0.08	10.30
5	IRON & STEEL	6.69	151.60	146.19	140.72	3.71	7.73
6	ANCILLIARY MATERIALS	2.65	215.18	205.66	195.71	4.63	9.95
7	ELECTRICAL FITTINGS	1.80	174.19	172.86	152.41	0.77	14.29
8	SANITARY WARE & WATER SUPPLY	1.73	164.58	164.38	152.38	0.12	8.01
II	<u>LABOUR COST</u>						
1	SKILLED LABOUR	13.38	206.60	206.60	195.79	0.00	5.52
2	UNSKILLED LABOUR	13.67	216.87	216.11	204.97	0.35	5.81
III	<u>OTHER EXPENSES</u>						
1	MIXING CHARGES	1.34	244.90	244.90	228.57	0.00	7.14
2	E.B.SERVICE CONNECTION CHARGES	0.89	136.83	136.83	133.53	0.00	2.47
3	CONTINGENCIES	2.22	202.14	200.54	191.66	0.80	5.47
4	SUPERVISION CHARGES	8.89	202.14	200.54	191.66	0.80	5.47
I	<i>MATERIAL COST</i>	59.62	197.78	195.57	187.72	1.13	5.36
II	<i>LABOUR COST</i>	27.05	211.79	211.40	200.43	0.18	5.67
III	<i>OTHER EXPENSES</i>	13.33	202.09	200.75	191.50	0.67	5.53
	BUILDING CONSTRUCTION COST INDEX	100	202.14	200.54	191.66	0.80	5.47

TABLE - 12A
BUILDING CONSTRUCTION COST INDEX

Item-wise Cost relative
 Centre : Madurai
 Quarter : March 2022
 (Base year:2011-12=100)

Sl. No.	Item	Specification	Unit	Weight	COST RELATIVE			% Variation	
					Current Quarter Mar 2022	Previous Quarter Dec 2021	Corresponding Qtr. of prev. year Mar 2021	Previous Quarter Dec 2021	Corresponding Qtr. of prev. year Mar 2021
I. Material cost									
1.Bricks and Tiles Products									
1	Bricks	9"x4.5"x2.25"	1000 Nos.	18.85	184.21	178.94	157.89	2.94	16.67
2	Brick Jelly	20mm	cu.m	0.50	218.18	193.86	169.69	12.55	28.57
3	Pressed Tiles	9"x9"	1000 Nos.	1.58	153.85	143.59	128.21	7.14	20.00
4	Glazes tiles	9"x9"	1 No.	0.12	217.69	217.69	217.69	0.00	0.00
5	Ceramic tiles	9"x9"	1 No.	1.72	158.73	158.73	133.33	0.00	19.05
2.Sand stone and other Quarry Products									
6	Sand for mortar	River	cu.m	3.65	482.76	482.76	413.81	0.00	16.66
7	Stone Jelly (HBSJ)	40mm	cu.m	2.57	183.60	183.60	177.05	0.00	3.70
8	Stone Jelly (HBSJ)	20mm	cu.m	0.37	121.57	121.57	113.73	0.00	6.90
9	Stone Jelly Chips (HBSJ)	10mm	cu.m	1.26	167.73	167.65	158.82	0.05	5.61
10	Rough stone		cu.m	0.42	113.04	113.04	125.22	0.00	-9.72
11	Bond stone		cu.m	0.56	105.26	105.26	103.88	0.00	1.33
3.Cement and Lime									
12	Cement		M.T	12.25	148.39	132.26	141.94	12.20	4.55
13	Lime stone		cu.m	0.16	168.79	168.79	134.10	0.00	25.86
4.Timber and other wood									
14	TW Frame		sq.m	0.82	115.25	115.25	110.94	0.00	3.89
15	TW Panel door shutter		sq.m	0.80	124.59	124.59	118.63	0.00	5.02
16	Solid PVC door shutter		sq.m	0.43	188.24	188.24	164.71	0.00	14.29
5.Iron and Steel									
17	Mild Steel Rods	10mm	MT	1.39	156.42	139.51	120.49	12.12	29.82
18	Ribbed Tar Steel (RTS)	8mm	MT	2.24	157.70	138.78	121.95	13.64	29.31
19	Binding Wire		Kg	0.48	148.94	140.85	127.89	5.75	16.46
20	Door catch		No.	0.03	120.00	120.00	114.29	0.00	5.00
21	Hold fast		No.	0.03	533.33	533.33	533.33	0.00	0.00
22	Tower bolt receiver		No.	0.02	194.44	194.44	177.78	0.00	9.38
23	Steel window ventilator		Kg	1.32	187.50	179.69	179.69	4.35	4.35
6.Ancillary Materials									
24	Ready mix Prime paint		Ltr	0.11	134.76	134.76	118.57	0.00	13.65
25	Ready mix Synthetic Enamel paint		Ltr	0.05	181.82	159.09	150.00	14.29	21.21
26	Cement paint		Kg	1.64	146.34	146.34	121.95	0.00	20.00
27	Matt paint		Ltr	0.09	118.49	118.49	113.21	0.00	4.67
7.Electrical Fittings									
28	1.5sqmm copper cable		100 meter	0.73	146.06	146.03	133.33	0.02	9.54
29	PVC Pipe	20mm	1metre	0.14	243.90	224.39	173.44	8.70	40.63
30	PVC bend		No.	0.04	500.00	500.00	214.29	0.00	133.33
31	PVC tee		No.	0.02	312.50	300.00	1812.50	4.17	-82.76
32	5amps 5 pin at switch board itself		No.	0.00	112.50	112.50	112.50	0.00	0.00
33	5amps 5 pin non interlocking switch		No.	0.01	179.49	138.46	179.49	29.63	0.00
34	Ceiling Rose		No.	0.02	147.37	147.37	131.58	0.00	12.00
35	Bakelite pattern Holder		No.	0.02	184.21	184.21	168.42	0.00	9.38
36	Bulk Head Fittings		No.	0.01	375.00	375.00	375.00	0.00	0.00
37	8 SWG GI wire		kg	0.04	158.14	158.14	158.14	0.00	0.00
38	32 amps 500V fuse unit		No.	0.01	155.56	133.33	192.59	16.67	-19.23
39	Junction box		No.	0.04	340.00	340.00	340.00	0.00	0.00
40	Jointbox		No.	0.01	205.26	205.26	205.26	0.00	0.00
41	Hylem sheet		No.	0.02	118.03	121.31	121.31	-2.70	-2.70
42	Flush type switch		No.	0.04	133.33	133.33	133.33	0.00	0.00
43	11w CFL bulb	11w	No.	0.01	225.11	225.11	225.11	0.00	0.00
44	Calling bell		No.	0.01	291.67	250.00	250.00	16.67	16.67
45	25amps single phase ELCB		No.	0.15	171.43	142.86	142.86	20.00	20.00
46	25mm GI pipe line	25mm	1 metre	0.06	158.68	158.68	158.68	0.00	0.00
47	GI Pipe 20mm(Earth pit)	20mm	1 metre	0.01	260.20	260.20	260.20	0.00	0.00
48	40mm dia GI pipe	40mm	1 metre	0.01	196.92	196.92	196.92	0.00	0.00
49	15mm GI Pipe	15mm	1 metre	0.01	210.53	210.53	192.98	0.00	9.09
50	GI reducers		No.	0.00	250.00	250.00	214.29	0.00	16.67
8.Sanitary & Water Supply									
51	Indian Water Closet		No.	0.14	168.80	168.80	163.68	0.00	3.13
52	S.W.Gully Trap	6"x4"	No.	0.03	152.38	152.38	152.38	0.00	0.00
53	S.W.Bend	4"	No.	0.01	277.78	277.78	277.78	0.00	0.00
54	GI Pipe 20mm dia Hotwater line	20mm	1 metre	0.12	205.57	183.93	183.93	11.76	11.76
55	Stone ware pipe 100mm	100mm	1 metre	0.32	150.00	150.00	120.00	0.00	25.00
56	PVC 32mm dia	32mm	1 metre	0.14	182.13	139.28	142.85	30.77	27.50
57	PVC 20mm dia	20mm	1 metre	0.02	225.03	225.03	178.60	0.00	26.00
58	PVC rain water down fall 110mm	110mm	1 metre	0.22	163.70	163.70	118.52	0.00	38.12
59	HDPE Cylindrical		No.	0.53	122.22	116.67	111.11	4.76	10.00
II. Labour cost									
1. Skilled Labour									
60	Mason I & II (Brick Layer I & II Class)		No.	10.97	181.33	181.33	160.00	0.00	13.33
61	Carpenter		No.	1.06	187.50	187.50	175.00	0.00	7.14
62	Painter		No.	1.45	190.48	190.48	177.78	0.00	7.14
63	Fitter I & II		No.	0.67	206.90	206.90	193.10	0.00	7.14
64	Plumber		No.	0.11	206.90	206.90	193.10	0.00	7.14
65	Electrician Gr I & II		No.	0.47	183.61	183.61	170.49	0.00	7.69
2.Unskilled Labour									
66	Mazdoor-men		No.	8.04	206.90	206.90	193.10	0.00	7.14
67	Mazdoor-Women		No.	7.76	184.62	184.62	184.62	0.00	0.00
68	Helper		No.	0.27	264.90	215.23	198.68	23.08	33.33
III.Other expenses									
69	Mixing Charges per mortar		cu.m	1.31	457.20	457.20	342.90	0.00	33.33
70	E.B.Connection charges		No.	0.40	223.85	227.64	225.74	-1.66	-0.84
71	Contingencies	2.5%		2.22	192.19	187.25	172.20	2.64	11.61
72	Supervision charges	10%		8.89	192.19	187.25	172.20	2.64	11.61
				100.00					32.89

TABLE - 12
BUILDING CONSTRUCTION COST INDEX

CENTRE : MADURAI

QUARTER : MARCH 2022
(BASE YEAR:2011-12=100)

Sl. No	ITEM	Weight	INDEX			% Variation	
			Current Quarter Mar 2022	Previous Quarter Dec 2021	Correspon ding Qtr. of prev. year Mar 2021	Previous Quarter Dec 2021	Correspon ding Qtr. of prev. year Mar 2021
I	<u>MATERIAL COST</u>						
1	BRICKS & TILES	22.76	181.09	175.48	154.54	3.19	17.18
2	SAND, STONE & OTHER QUARRY PRODUCTS	8.83	294.13	294.11	262.60	0.00	12.00
3	CEMENT & LIME	12.41	148.66	132.74	141.83	11.99	4.81
4	TIMBER & OTHER WOODS	2.05	134.19	134.19	125.21	0.00	7.18
5	IRON & STEEL	5.50	165.47	150.91	138.04	9.65	19.87
6	ANCILLIARY MATERIALS	1.88	145.29	144.72	122.06	0.40	19.03
7	ELECTRICAL FITTINGS	1.42	183.01	177.24	182.36	3.26	0.35
8	SANITARY WARE & WATER SUPPL	1.54	153.67	146.12	130.76	5.16	17.51
II	<u>LABOUR COST</u>						
1	SKILLED LABOUR	14.73	184.10	184.10	164.91	0.00	11.64
2	UNSKILLED LABOUR	16.07	197.10	196.27	189.10	0.42	4.23
III	<u>OTHER EXPENSES</u>						
1	MIXING CHARGES	1.31	457.20	457.20	342.90	0.00	33.33
2	E.B.SERVICE CONNECTION CHAR	0.40	227.64	227.64	225.74	0.00	0.84
3	CONTINGENCIES	2.22	192.17	187.25	172.20	2.63	11.60
4	SUPERVISION CHARGES	8.89	192.17	187.25	172.20	2.63	11.60
I	<i>MATERIAL COST</i>	56.39	186.52	178.96	164.95	4.22	13.08
II	<i>LABOUR COST</i>	30.79	190.88	190.45	177.53	0.23	7.52
III	<i>OTHER EXPENSES</i>	12.82	220.29	216.00	191.26	1.98	15.18
	BUILDING CONSTRUCTION COST INDEX	100	192.19	187.25	172.20	2.64	11.61

TABLE - 13A
BUILDING CONSTRUCTION COST INDEX
Item-wise Cost relative

Quarter : March 2022
(Base year:2011-12=100)

Centre : Virudhunagar

Sl. No.	Item	Specification	Unit	Weight	COST RELATIVE			% Variation	
					Current Quarter Mar 2022	Previous Quarter Dec 2021	Corresponding Qtr. of prev. year Mar 2021	Previous Quarter Dec 2021	Corresponding Qtr. of prev. year Mar 2021
I. Material cost									
1.Bricks and Tiles Products									
1	Bricks	9"x4.5"x2.25"	1000 Nos.	14.51	264.26	264.26	234.23	0.00	12.82
2	Brick Jelly	20mm	cu.m	0.41	261.99	241.31	241.21	8.57	8.62
3	Pressed Tiles	9"x9"	1000 Nos.	1.78	170.67	160.00	160.00	6.67	6.67
4	Glazes tiles	9"x9"	1 No.	0.14	408.16	408.16	326.53	0.00	25.00
5	Ceramic tiles	9"x9"	1 No.	2.02	126.98	126.98	133.33	0.00	-4.76
2.Sand stone and other Quarry Products									
6	Sand for mortar	River	cu.m	3.28	572.93	572.93	413.40	0.00	38.59
7	Stone Jelly (HBSJ)	40mm	cu.m	3.15	175.00	175.00	175.00	0.00	0.00
8	Stone Jelly (HBSJ)	20mm	cu.m	0.36	139.53	139.53	139.53	0.00	0.00
9	Stone Jelly Chips (HBSJ)	10mm	cu.m	1.30	153.33	153.33	146.67	0.00	4.55
10	Rough stone		cu.m	0.50	145.83	121.53	125.00	20.00	16.67
11	Bond stone		cu.m	0.68	138.52	113.92	109.70	21.59	26.27
3.Cement and Lime									
12	Cement		M.T	14.23	149.59	146.34	143.09	2.22	4.55
13	Lime stone		cu.m	0.19	128.67	128.67	325.58	0.00	-60.48
4.Timber and other wood									
14	TW Frame		sq.m	0.97	145.90	109.42	107.68	33.33	35.50
15	TW Panel door shutter		sq.m	0.79	293.44	216.22	200.77	35.71	46.15
16	Solid PVC door shutter		sq.m	0.51	171.30	171.30	162.04	0.00	5.71
5.Iron and Steel									
17	Mild Steel Rods	10mm	MT	1.54	154.19	143.02	127.37	7.81	21.05
18	Ribbed Tar Steel (RTS)	8mm	MT	2.36	165.60	146.94	130.61	12.70	26.79
19	Binding Wire		Kq	0.49	184.33	184.33	165.90	0.00	11.11
20	Door catch		No.	0.03	137.50	137.50	125.00	0.00	10.00
21	Hold fast		No.	0.03	533.33	533.33	533.33	0.00	0.00
22	Tower bolt receiver		No.	0.02	276.92	246.15	320.00	12.50	-13.46
23	Steel window ventilator		Kq	1.39	191.30	191.30	173.91	0.00	10.00
6.Ancillary Materials									
24	Ready mix Prime paint		Ltr	0.12	125.00	125.00	120.00	0.00	4.17
25	Ready mix Synthetic Enamel paint		Ltr	0.06	163.64	163.64	145.45	0.00	12.50
26	Cement paint		Kq	2.15	126.09	126.09	119.57	0.00	5.45
27	Matt paint		Ltr	0.11	136.05	136.05	129.25	0.00	5.26
7.Electrical Fittings									
28	1.5sqmm copper cable		100 meter	0.72	121.86	108.68	108.68	12.13	12.13
29	PVC Pipe	20mm	1metre	0.16	240.00	216.70	173.33	10.75	38.46
30	PVC bend		No.	0.05	457.14	428.57	214.29	6.67	113.33
31	PVC tee		No.	0.03	312.50	250.00	250.00	25.00	25.00
32	5amps 5 pin at switch board itself		No.	0.00	222.22	185.19	185.19	20.00	20.00
33	5amps 5 pin non interlocking switch		No.	0.01	116.67	116.67	145.83	0.00	-20.00
34	Ceiling Rose		No.	0.02	200.00	178.57	178.57	12.00	12.00
35	Bakelite pattern Holder		No.	0.02	228.57	214.29	200.00	6.67	14.29
36	Bulk Head Fittings		No.	0.01	230.77	230.77	230.77	0.00	0.00
37	8 SWG GI wire		kq	0.05	168.89	154.67	177.78	9.20	-5.00
38	32 amps 500V fuse unit		No.	0.01	152.94	117.65	152.94	30.00	0.00
39	Junction box		No.	0.03	150.00	150.00	150.00	0.00	0.00
40	Jointbox		No.	0.01	177.42	177.42	177.42	0.00	0.00
41	Hylem sheet		No.	0.02	118.03	121.31	121.31	-2.70	-2.70
42	Flush type switch		No.	0.05	116.73	110.25	110.25	5.88	5.88
43	11wCFL bulb	11w	No.	0.01	162.50	162.50	162.50	0.00	0.00
44	Calling bell		No.	0.01	266.67	266.67	266.67	0.00	0.00
45	25amps single phase ELCB		No.	0.11	196.08	196.08	196.08	0.00	0.00
46	25mm GI pipe line	25mm	1 metre	0.06	229.44	199.13	190.48	15.22	20.45
47	GI Pipe 20mm(Earth pit)	20mm	1 metre	0.02	181.40	176.74	139.53	2.63	30.00
48	40mm dia GI pipe	40mm	1 metre	0.01	244.90	231.29	231.29	5.88	5.88
49	15mm GI Pipe	15mm	1 metre	0.01	290.48	285.71	253.97	1.67	14.38
50	GI reducers		No.	0.00	173.08	173.08	115.38	0.00	50.00
8.Sanitary & Water Supply									
51	Indian Water Closet		No.	0.10	260.30	242.95	234.27	7.14	11.11
52	S.W.Gully Trap	6"x4"	No.	0.03	145.45	145.45	145.45	0.00	0.00
53	S.W.Bend	4"	No.	0.01	214.29	214.29	190.48	0.00	12.50
54	GI Pipe 20mm dia Hotwater line	20mm	1 metre	0.14	157.80	154.13	135.78	2.38	16.22
55	Stone ware pipe 100mm	100mm	1 metre	0.26	214.29	214.29	214.29	0.00	0.00
56	PVC 32mm dia	32mm	1 metre	0.17	180.85	138.30	141.84	30.77	27.50
57	PVC 20mm dia	20mm	1 metre	0.02	378.38	324.32	225.23	16.67	68.00
58	PVC rain water down fall 110mm	110mm	1 metre	0.34	136.05	102.04	117.55	33.33	15.74
59	HDPE Cylindrical		No.	0.62	143.06	143.06	141.67	0.00	0.98
II.Labour cost									
1. Skilled Labour									
60	Mason I & II (Brick Layer I & II Class)		No.	10.52	182.41	182.41	182.41	0.00	0.00
61	Carpenter		No.	1.07	202.90	202.90	202.90	0.00	0.00
62	Painter		No.	1.49	202.90	202.90	202.90	0.00	0.00
63	Fitter I & II		No.	0.68	222.22	222.22	206.35	0.00	7.69
64	Plumber		No.	0.11	206.35	206.35	206.35	0.00	0.00
65	Electrician Gr I & II		No.	0.55	170.49	157.38	157.38	8.33	8.33
2.Unskilled Labour									
66	Mazdoor-men		No.	7.59	188.03	188.03	188.03	0.00	0.00
67	Mazdoor-Women		No.	8.58	173.91	173.91	173.91	0.00	0.00
68	Helper		No.	0.31	264.90	231.79	231.79	14.29	14.29
III.Other expenses									
69	Mixing Charges per mortar		cu.m	1.31	165.20	165.20	165.20	0.00	0.00
70	E.B.Connection charges		No.	0.45	210.77	171.99	167.73	22.55	25.66
71	Contingencies	2.5%		2.22	201.21	197.40	184.62	1.93	8.99
72	Supervision charges	10%		8.89	201.21	197.40	184.62	1.93	8.99
				100.00					14.24

TABLE - 13
BUILDING CONSTRUCTION COST INDEX

CENTRE : VIRUDHUNAGAR

QUARTER : MARCH 2022
(BASE YEAR:2011-12=100)

Sl. No	ITEM	Weight	INDEX			% Variation	
			Current Quarter Mar 2022	Previous Quarter Dec 2021	Corresponding Qtr. of prev. year Mar 2021	Previous Quarter Dec 2021	Corresponding Qtr. of prev. year Mar 2021
I	<u>MATERIAL COST</u>						
1	BRICKS & TILES	18.85	241.73	240.28	217.25	0.60	11.27
2	SAND, STONE & OTHER QUARRY PRODUCTS	9.27	307.03	303.93	246.46	1.02	24.58
3	CEMENT & LIME	14.42	149.32	146.11	145.52	2.20	2.61
4	TIMBER & OTHER WOODS	2.27	203.11	160.65	152.43	26.43	33.25
5	IRON & STEEL	5.86	172.38	161.83	145.61	6.52	18.38
6	ANCILLIARY MATERIALS	2.44	127.35	127.35	120.62	0.00	5.58
7	ELECTRICAL FITTINGS	1.43	170.94	156.37	144.10	9.31	18.62
8	SANITARY WARE & WATER SUPPL	1.69	167.85	154.92	154.49	8.35	8.65
II	<u>LABOUR COST</u>						
1	SKILLED LABOUR	14.42	187.66	187.17	186.41	0.27	0.67
2	UNSKILLED LABOUR	16.49	182.15	181.52	181.52	0.35	0.35
III	<u>OTHER EXPENSES</u>						
1	MIXING CHARGES	1.31	165.20	165.20	165.20	0.00	0.00
2	E.B.SERVICE CONNECTION CHAR	0.45	210.77	171.99	167.73	22.55	25.66
3	CONTINGENCIES	2.22	201.21	197.40	184.62	1.93	8.99
4	SUPERVISION CHARGES	8.89	201.21	197.40	184.62	1.93	8.99
I	<i>MATERIAL COST</i>	56.23	211.03	205.64	185.65	2.62	13.67
II	<i>LABOUR COST</i>	30.90	184.72	184.15	183.80	0.31	0.50
III	<i>OTHER EXPENSES</i>	12.87	197.88	193.24	182.05	2.40	8.69
	BUILDING CONSTRUCTION COST INDEX	100	201.21	197.40	184.62	1.93	8.99

**TABLE - 14A
BUILDING CONSTRUCTION COST INDEX**

Item-wise Cost relative

Quarter : March 2022
(Base year:2011-12=100)

Centre : Palayamkottai

Sl. No.	Item	Specification	Unit	Weight	COST RELATIVE			% Variation	
					Current Quarter Mar 2022	Previous Quarter Dec 2021	Corresponding Qtr. of prev. year Mar 2021	Previous Quarter Dec 2021	Corresponding Qtr. of prev. year Mar 2021
I. Material cost									
1.Bricks and Tiles Products									
1	Bricks	9"x4.5"x2.25"	1000 Nos.	18.48	130.44	130.44	123.48	0.00	5.63
2	Brick Jelly	20mm	cu.m	0.52	121.97	115.87	104.82	5.26	16.37
3	Pressed Tiles	9"x9"	1000 Nos.	1.57	144.44	144.44	130.56	0.00	10.64
4	Glazes tiles	9"x9"	1 No.	0.17	280.00	260.00	240.00	7.69	16.67
5	Ceramic tiles	9"x9"	1 No.	0.59	240.00	240.00	240.00	0.00	0.00
2.Sand stone and other Quarry Products									
6	Sand for mortar	River	cu.m	3.02	605.10	605.10	592.36	0.00	2.15
7	Stone Jelly (HBSJ)	40mm	cu.m	2.91	137.17	137.17	127.43	0.00	7.64
8	Stone Jelly (HBSJ)	20mm	cu.m	0.33	106.44	106.44	102.77	0.00	3.57
9	Stone Jelly Chips (HBSJ)	10mm	cu.m	1.37	119.88	119.88	114.10	0.00	5.07
10	Rough stone		cu.m	0.46	191.54	191.54	125.22	0.00	52.97
11	Bond stone		cu.m	0.63	167.62	167.62	165.08	0.00	1.54
3.Cement and Lime									
12	Cement		M.T	13.13	149.59	146.34	139.84	2.22	6.97
13	Lime stone		cu.m	0.14	141.50	141.50	112.50	0.00	25.78
4.Timber and other wood									
14	TW Frame		sq.m	0.92	147.98	144.80	180.03	2.20	-17.80
15	TW Panel door shutter		sq.m	0.97	133.86	131.28	122.20	1.97	9.55
16	Solid PVC door shutter		sq.m	0.65	111.06	111.06	106.07	0.00	4.71
5.Iron and Steel									
17	Mild Steel Rods	10mm	MT	1.53	144.27	128.91	112.09	11.92	28.70
18	Ribbed Tar Steel (RTS)	8mm	MT	2.47	148.45	130.31	113.40	13.92	30.91
19	Binding Wire		Kg	0.57	134.80	128.94	117.22	4.55	15.00
20	Door catch		No.	0.03	264.00	264.00	220.00	0.00	20.00
21	Hold fast		No.	0.12	123.08	120.00	123.08	2.56	0.00
22	Tower bolt receiver		No.	0.04	133.33	130.95	130.95	1.82	1.82
23	Steel window ventilator		Kg	1.31	186.44	169.49	169.49	10.00	10.00
6.Ancillary Materials									
24	Ready mix Prime paint		Ltr	0.11	126.83	126.83	136.59	0.00	-7.14
25	Ready mix Synthetic Enamel paint		Ltr	0.06	158.33	158.33	154.17	0.00	2.70
26	Cement paint		Kg	1.94	128.89	128.89	122.22	0.00	5.45
27	Matt paint		Ltr	0.10	113.79	110.34	108.97	3.13	4.43
7.Electrical Fittings									
28	1.5sqmm copper cable		100 meter	0.70	161.29	167.74	145.16	-3.85	11.11
29	PVC Pipe	20mm	1metre	0.15	300.00	280.00	260.00	7.14	15.38
30	PVC bend		No.	0.05	203.25	203.25	189.70	0.00	7.14
31	PVC tee		No.	0.03	190.93	190.93	179.00	0.00	6.67
32	5amps 5 pin at switch board itself		No.	0.01	133.33	130.00	123.33	2.56	8.11
33	5amps 5 pin non interlocking switch		No.	0.02	123.64	123.64	120.00	0.00	3.03
34	Ceiling Rose		No.	0.02	175.00	162.50	145.83	7.69	20.00
35	Bakelite pattern Holder		No.	0.02	225.00	212.50	187.50	5.88	20.00
36	Bulk Head Fittings		No.	0.01	213.33	202.67	186.67	5.26	14.29
37	8 SWG GI wire		kg	0.04	176.47	156.86	147.06	12.50	20.00
38	32 amps 500V fuse unit		No.	0.01	126.03	120.55	142.47	4.55	-11.54
39	Junction box		No.	0.04	280.00	280.00	240.00	0.00	16.67
40	Jointbox		No.	0.01	119.57	119.57	117.39	0.00	1.85
41	Hvlem sheet		No.	0.02	103.73	103.73	122.82	0.00	-15.54
42	Flush type switch		No.	0.05	122.32	122.32	116.21	0.00	5.26
43	11wCFL bulb	11w	No.	0.01	193.75	193.75	162.50	0.00	19.23
44	Calling bell		No.	0.01	155.69	143.71	287.43	8.33	-45.83
45	25amps single phase ELCB		No.	0.26	158.14	158.14	136.43	0.00	15.91
46	25mm GI pipe line	25mm	1 metre	0.06	129.17	129.17	133.33	0.00	-3.12
47	GI Pipe 20mm(Earth pit)	20mm	1 metre	0.02	160.00	150.00	130.00	6.67	23.08
48	40mm dia GI pipe	40mm	1 metre	0.01	130.00	123.33	123.33	5.41	5.41
49	15mm GI Pipe	15mm	1 metre	0.01	200.00	192.31	192.31	4.00	4.00
50	GI reducers		No.	0.00	160.00	153.33	150.00	4.35	6.67
8.Sanitary & Water Supply									
51	Indian Water Closet		No.	0.14	177.78	166.67	141.67	6.67	25.49
52	S.W.Gully Trap	6"x4"	No.	0.03	169.70	157.58	133.33	7.69	27.27
53	S.W.Bend	4"	No.	0.01	155.56	155.56	150.00	0.00	3.70
54	GI Pipe 20mm dia Hotwater line	20mm	1 metre	0.12	142.86	136.51	123.02	4.65	16.13
55	Stone ware pipe 100mm	100mm	1 metre	0.26	317.33	300.00	200.00	5.78	58.67
56	PVC 32mm dia	32mm	1 metre	0.15	129.03	124.73	143.37	3.45	-10.00
57	PVC 20mm dia	20mm	1 metre	0.02	266.67	250.67	222.22	6.38	20.00
58	PVC rain water down fall 110mm	110mm	1 metre	0.31	166.10	159.32	117.15	4.26	41.78
59	HDPE Cylindrical		No.	0.57	155.56	152.78	144.44	1.82	7.69
II. Labour cost									
1. Skilled Labour									
60	Mason I & II (Brick Layer I & II Class)		No.	10.27	216.62	216.62	190.77	0.00	13.55
61	Carpenter		No.	1.11	216.77	216.77	180.65	0.00	20.00
62	Painter		No.	1.34	237.04	237.04	200.00	0.00	18.52
63	Fitter I & II		No.	0.68	237.04	237.04	207.41	0.00	14.29
64	Plumber		No.	0.11	248.28	248.28	220.69	0.00	12.50
65	Electrician Gr I & II		No.	0.45	237.04	237.04	214.81	0.00	10.34
2.Unskilled Labour									
66	Mazdoor-men		No.	7.18	216.67	216.67	183.33	0.00	18.18
67	Mazdoor-Women		No.	8.38	205.13	205.13	164.10	0.00	25.00
68	Helper		No.	0.29	331.13	331.13	271.52	0.00	21.95
III.Other expenses									
69	Mixing Charges per mortar		cu.m	1.21	129.41	129.41	112.94	0.00	14.58
70	E.B.Connection charges		No.	0.54	130.57	130.57	130.57	0.00	0.00
71	Contingencies	2.5%		2.22	183.42	181.60	164.64	1.00	11.41
72	Supervision charges	10%		8.89	183.42	181.60	164.64	1.00	11.41
				100.00					31.62

TABLE - 14
BUILDING CONSTRUCTION COST INDEX

CENTRE : PALAYAMKOTTAI

QUARTER : MARCH 2022
(BASE YEAR:2011-12=100)

Sl. No	ITEM	Weight	INDEX			% Variation	
			Current Quarter Mar 2022	Previous Quarter Dec 2021	Corresponding Qtr. of prev. year Mar 2021	Previous Quarter Dec 2021	Corresponding Qtr. of prev. year Mar 2021
I	<u>MATERIAL COST</u>						
1	BRICKS & TILES	21.34	135.50	135.19	127.71	0.23	6.10
2	SAND, STONE & OTHER QUARRY PRODUCTS	8.72	300.58	300.58	288.21	0.00	4.29
3	CEMENT & LIME	13.27	149.51	146.29	139.55	2.20	7.14
4	TIMBER & OTHER WOODS	2.54	133.14	130.88	139.03	1.72	-4.24
5	IRON & STEEL	6.08	154.31	138.79	126.42	11.19	22.06
6	ANCILLIARY MATERIALS	2.21	128.83	128.67	123.15	0.12	4.61
7	ELECTRICAL FITTINGS	1.55	176.39	176.06	158.36	0.19	11.39
8	SANITARY WARE & WATER SUPPLY	1.62	183.45	176.15	146.84	4.14	24.93
II	<u>LABOUR COST</u>						
1	SKILLED LABOUR	13.96	220.49	220.49	192.67	0.00	14.44
2	UNSKILLED LABOUR	15.86	212.66	212.66	174.78	0.00	21.67
III	<u>OTHER EXPENSES</u>						
1	MIXING CHARGES	1.21	129.41	129.41	112.94	0.00	14.58
2	E.B.SERVICE CONNECTION CHARGES	0.54	130.57	130.57	130.57	0.00	0.00
3	CONTINGENCIES	2.22	183.42	181.60	164.64	1.00	11.41
4	SUPERVISION CHARGES	8.89	183.42	181.60	164.64	1.00	11.41
I	<i>MATERIAL COST</i>	57.32	167.94	165.11	156.42	1.71	7.37
II	<i>LABOUR COST</i>	29.82	216.33	216.33	183.16	0.00	18.11
III	<i>OTHER EXPENSES</i>	12.86	176.13	174.55	158.35	0.91	11.23
	BUILDING CONSTRUCTION COST INDEX	100	183.42	181.60	164.64	1.00	11.41

TABLE - 15A
BUILDING CONSTRUCTION COST INDEX

Item-wise Cost relative

Quarter : March 2022
(Base year:2011-12=100)

Centre :Nagercoil

Sl. No.	Item	Specification	Unit	Weight	COST RELATIVE			% Variation	
					Current Quarter Mar 2022	Previous Quarter June 2021	Corresponding Qtr. of prev. year Mar 2021	Previous Quarter June 2021	Corresponding Qtr. of prev. year Sep 2020
I. Material cost									
1.Bricks and Tiles Products									
1	Bricks	9"x4.5"x2.25"	1000 Nos.	15.35	145.12	146.98	120.93	-1.26	20.00
2	Brick Jelly	20mm	cu.m	0.40	234.63	234.63	158.58	0.00	47.96
3	Pressed Tiles	9"x9"	1000 Nos.	0.93	183.33	183.33	145.83	0.00	25.71
4	Glazes tiles	9"x9"	1 No.	0.15	250.00	250.00	160.00	0.00	56.25
5	Ceramic tiles	9"x9"	1 No.	0.67	298.04	282.35	250.98	5.56	18.75
2.Sand stone and other Quarry Products									
6	Sand for mortar	River	cu.m	2.69	611.46	611.46	592.36	0.00	3.23
7	Stone Jelly (HBSJ)	40mm	cu.m	3.03	211.48	211.48	211.48	0.00	0.00
8	Stone Jelly (HBSJ)	20mm	cu.m	0.31	176.21	176.21	176.21	0.00	0.00
9	Stone Jelly Chips (HBSJ)	10mm	cu.m	1.34	211.48	211.48	211.48	0.00	0.00
10	Rough stone		cu.m	0.41	170.94	153.85	151.57	11.11	12.78
11	Bond stone		cu.m	0.56	162.50	150.00	140.00	8.33	16.07
3.Cement and Lime									
12	Cement		M.T	11.57	140.98	140.98	140.98	0.00	0.00
13	Lime stone		cu.m	0.16	139.82	139.82	134.75	0.00	3.77
4.Timber and other wood									
14	TW Frame		sq.m	0.88	335.42	335.42	313.95	0.00	6.84
15	TW Panel door shutter		sq.m	1.50	111.52	111.52	106.21	0.00	5.00
16	Solid PVC door shutter		sq.m	0.56	168.23	145.58	145.58	15.56	15.56
5.Iron and Steel									
17	Mild Steel Rods	10mm	MT	1.35	178.29	142.80	125.26	24.85	42.33
18	Ribbed Tar Steel (RTS)	8mm	MT	2.20	176.75	141.98	127.37	24.49	38.77
19	Binding Wire		Kg	0.48	155.64	154.09	126.85	1.01	22.70
20	Door catch		No.	0.03	330.00	300.00	250.00	10.00	32.00
21	Hold fast		No.	0.10	116.67	116.67	116.67	0.00	0.00
22	Tower bolt receiver		No.	0.05	277.78	277.78	259.26	0.00	7.14
23	Steel window ventilator		Kg	1.27	187.50	179.69	179.69	4.35	4.35
6.Ancillary Materials									
24	Ready mix Prime paint		Ltr	0.11	128.44	128.44	119.27	0.00	7.69
25	Ready mix Synthetic Enamel paint		Ltr	0.05	154.55	154.55	163.64	0.00	-5.56
26	Cement paint		Kq	1.92	120.00	120.00	116.00	0.00	3.45
27	Matt paint		Ltr	0.09	113.33	113.33	106.67	0.00	6.25
7.Electrical Fittings									
28	1.5sqmm copper cable		100 meter	0.40	231.53	231.53	197.04	0.00	17.50
29	PVC Pipe	20mm	1metre	0.13	600.00	550.00	500.00	9.09	20.00
30	PVC bend		No.	0.04	214.29	214.29	200.00	0.00	7.14
31	PVC tee		No.	0.02	200.00	200.00	187.50	0.00	6.67
32	5amps 5 pin at switch board itself		No.	0.00	214.29	214.29	142.86	0.00	50.00
33	5amps 5 pin non interlocking switch		No.	0.01	160.00	150.00	150.00	6.67	6.67
34	Ceiling Rose		No.	0.02	142.86	142.86	128.57	0.00	11.11
35	Bakelite pattern Holder		No.	0.02	135.00	135.00	135.00	0.00	0.00
36	Bulk Head Fittings		No.	0.01	220.00	220.00	220.00	0.00	0.00
37	8 SWG GI wire		kg	0.03	246.75	207.79	162.34	18.75	52.00
38	32 amps 500V fuse unit		No.	0.01	144.44	144.44	144.44	0.00	0.00
39	Junction box		No.	0.02	150.00	150.00	150.00	0.00	0.00
40	Jointbox		No.	0.01	267.86	267.86	267.86	0.00	0.00
41	Hylem sheet		No.	0.02	180.86	180.86	180.86	0.00	0.00
42	Flush type switch		No.	0.03	133.33	133.33	133.33	0.00	0.00
43	11wCFL bulb	11w	No.	0.01	200.00	200.00	166.67	0.00	20.00
44	Calling bell		No.	0.01	216.00	208.00	176.00	3.85	22.73
45	25amps single phase ELCB		No.	0.15	147.62	147.62	147.62	0.00	0.00
46	25mm GI pipe line	25mm	1 metre	0.04	229.59	222.45	222.45	3.21	3.21
47	GI Pipe 20mm(Earth pit)	20mm	1 metre	0.01	119.32	119.32	119.32	0.00	0.00
48	40mm dia GI pipe	40mm	1 metre	0.01	234.62	179.23	179.23	30.90	30.90
49	15mm GI Pipe	15mm	1 metre	0.01	321.15	298.08	298.08	7.74	7.74
50	GI reducers		No.	0.00	120.00	120.00	120.00	0.00	0.00
8.Sanitary & Water Supply									
51	Indian Water Closet		No.	0.08	157.21	157.21	157.21	0.00	0.00
52	S.W.Gully Trap	6"x4"	No.	0.01	302.22	288.89	244.44	4.62	23.64
53	S.W.Bend	4"	No.	0.01	245.19	233.77	166.23	4.89	47.50
54	GI Pipe 20mm dia Hotwater line	20mm	1 metre	0.09	182.27	169.46	133.00	7.56	37.04
55	Stone ware pipe 100mm	100mm	1 metre	0.20	361.54	323.08	282.05	11.90	28.18
56	PVC 32mm dia	32mm	1 metre	0.13	257.78	257.78	257.78	0.00	0.00
57	PVC 20mm dia	20mm	1 metre	0.02	416.26	416.26	416.26	0.00	0.00
58	PVC rain water down fall 110mm	110mm	1 metre	0.20	236.23	236.23	236.23	0.00	0.00
59	HDPE Cylindrical		No.	0.51	230.56	230.56	225.00	0.00	2.47
II.Labour cost									
1. Skilled Labour									
60	Mason I & II (Brick Layer I & II Class)		No.	10.11	200.00	200.00	188.89	0.00	5.88
61	Carpenter		No.	1.14	200.00	200.00	177.78	0.00	12.50
62	Painter		No.	1.59	188.89	188.89	177.78	0.00	6.25
63	Fitter I & II		No.	0.82	194.59	194.59	172.97	0.00	12.50
64	Plumber		No.	0.13	194.59	194.59	172.97	0.00	12.50
65	Electrician Gr I & II		No.	0.53	200.00	200.00	188.89	0.00	5.88
2.Unskilled Labour									
66	Mazdoor-men		No.	8.51	187.50	187.50	175.00	0.00	7.14
67	Mazdoor-Women		No.	12.23	175.00	175.00	175.00	0.00	0.00
68	Helper		No.	0.55	230.77	230.77	215.38	0.00	7.14
III.Other expenses									
69	Mixing Charges per mortar		cu.m	2.03	225.00	225.00	200.00	0.00	12.50
70	E.B.Connection charges		No.	0.82	168.49	153.94	149.22	9.45	12.92
71	Contingencies	2.5%		2.22	189.37	187.41	175.52	1.05	7.89
72	Supervision charges	10%		8.89	189.37	187.41	175.52	1.05	7.89
				100.00					3.61

TABLE - 15
BUILDING CONSTRUCTION COST INDEX

CENTRE : NAGERCOIL

QUARTER : MARCH 2022
(BASE YEAR:2011-12=100)

Sl. No	ITEM	Weight	INDEX			% Variation	
			Current Quarter Mar 2022	Previous Quarter Dec 2021	Corresponding Qtr. of prev. year Mar 2021	Previous Quarter Dec 2021	Corresponding Qtr. of prev. year Mar 2021
I	<u>MATERIAL COST</u>						
1	BRICKS & TILES	17.51	155.97	157.01	128.44	-0.66	21.43
2	SAND, STONE & OTHER QUARRY PRODUCTS	8.34	333.68	331.99	325.04	0.51	2.66
3	CEMENT & LIME	11.73	140.97	140.97	140.90	0.00	0.05
4	TIMBER & OTHER WOODS	2.94	189.23	184.93	175.80	2.33	7.64
5	IRON & STEEL	5.47	178.30	153.45	140.45	16.19	26.95
6	ANCILLIARY MATERIALS	2.16	120.85	120.85	116.76	0.00	3.50
7	ELECTRICAL FITTINGS	1.02	253.82	245.23	221.91	3.50	14.38
8	SANITARY WARE & WATER SUPPLY	1.25	250.58	243.30	230.79	2.99	8.57
II	<u>LABOUR COST</u>						
1	SKILLED LABOUR	14.33	198.41	198.41	185.71	0.00	6.84
2	UNSKILLED LABOUR	21.29	181.45	181.45	176.05	0.00	3.07
III	<u>OTHER EXPENSES</u>						
1	MIXING CHARGES	2.03	225.00	225.00	200.00	0.00	12.50
2	E.B.SERVICE CONNECTION CHARGES	0.82	168.49	153.94	149.22	9.45	12.91
3	CONTINGENCIES	2.22	189.37	187.41	175.52	1.05	7.89
4	SUPERVISION CHARGES	8.89	189.37	187.41	175.52	1.05	7.89
I	<i>MATERIAL COST</i>	50.42	189.05	185.83	171.85	1.73	10.01
II	<i>LABOUR COST</i>	35.62	188.27	188.27	179.94	0.00	4.63
III	<i>OTHER EXPENSES</i>	13.96	193.31	190.90	177.53	1.26	8.89
	BUILDING CONSTRUCTION COST INDEX	100	189.37	187.41	175.52	1.05	7.89

TABLE - 16
BUILDING CONSTRUCTION COST INDEX

CENTRE : UDHAGAMANDALAM

QUARTER : MARCH 2022
(BASE YEAR:2011-12=100)

Sl. No	ITEM	Weight	INDEX			% Variation	
			Current Quarter Mar 2022	Previous Quarter Dec 2021	Corresponding Qtr. of prev. year Mar 2021	Previous Quarter Dec 2021	Corresponding Qtr. of prev. year Mar 2021
I	<u>MATERIAL COST</u>						
1	BRICKS & TILES	23.95	159.90	159.90	133.33	0.00	19.93
2	SAND, STONE & OTHER QUARRY PRODUCTS	8.87	282.12	253.91	227.47	11.11	24.03
3	CEMENT & LIME	11.77	128.25	128.25	134.31	0.00	-4.51
4	TIMBER & OTHER WOODS	2.94	147.13	147.13	138.82	0.00	5.99
5	IRON & STEEL	5.07	180.02	161.66	145.77	11.36	23.50
6	ANCILLIARY MATERIALS	2.04	155.60	154.95	144.68	0.42	7.55
7	ELECTRICAL FITTINGS	1.28	184.52	183.61	165.91	0.50	11.22
8	SANITARY WARE & WATER SUPPLY	1.37	209.16	208.35	172.68	0.39	21.13
II	<u>LABOUR COST</u>						
1	SKILLED LABOUR	14.23	199.45	195.99	185.00	1.77	7.81
2	UNSKILLED LABOUR	15.19	211.64	211.11	165.71	0.25	27.71
III	<u>OTHER EXPENSES</u>						
1	MIXING CHARGES	1.61	177.78	177.78	151.11	0.00	17.65
2	E.B.SERVICE CONNECTION CHARGES	0.57	174.48	174.48	168.82	0.00	3.35
3	CONTINGENCIES	2.22	185.23	180.69	159.43	2.51	16.18
4	SUPERVISION CHARGES	8.89	185.23	180.69	159.43	2.51	16.18
I	<i>MATERIAL COST</i>	57.29	175.01	168.96	151.56	3.58	15.47
II	<i>LABOUR COST</i>	29.43	205.75	203.80	175.04	0.96	17.54
III	<i>OTHER EXPENSES</i>	13.29	183.87	180.07	158.82	2.11	15.77
	BUILDING CONSTRUCTION COST INDEX	100	185.23	180.69	159.43	2.51	16.18