



Building Construction Cost Index Numbers of Tamilnadu



Quarter Ended: 30.09.2022

DEPARTMENT OF ECONOMICS AND STATISTICS

CHENNAI – 600 006

Preface

Housing and building construction statistics is of prime importance in the fast economy. Next to agriculture, construction is the major employment generator in the unorganized sector.

The Quarterly Report on Building Construction Cost Index for the quarter ended 30.09.2022 provides Building Construction Cost Index with base 2011-12=100 for 16 centres in Tamil Nadu. This report is 4th in series after shifting of base year from 1999-2000 to 2011-12.

The Building Construction Cost Index shows the trend in the building construction cost (mainly cost of material and wages of labour) at a specified centre over a period of time.

The Building Construction Cost Index is being compiled quarterly for 16 centres of Tamil Nadu as per the methodology furnished by National Building Organisation, Ministry of Housing and Urban Affairs, New Delhi.

I hope this report would be useful to the Administrators, Research scholars, Planners, Economists and other organisations of both Public and Private.

Suggestions and comments are solicited from the users of this report for improving the content in the future publications.

for Commissioner (FAC)

CONTENTS

Sl. No	Description	Page No.
1.	Introduction	1-2
2.	Building Construction Cost Index (BCCI) for the Quarter Ended 30.09.2022	3-21
3.	Charts	22-23
4.	Tables	25-56

Table Content

Table No.	Topic	Page No.
1.	Building Construction Cost Index - Chennai	25
2.	Building Construction Cost Index - Kancheepuram	27
3.	Building Construction Cost Index - Cuddalore	29
4.	Building Construction Cost Index - Vellore	31
5.	Building Construction Cost Index - Salem	33
6.	Building Construction Cost Index - Dharmapuri	35
7.	Building Construction Cost Index - Coimbatore	37
8.	Building Construction Cost Index - Erode	39
9.	Building Construction Cost Index - Thanjavur	41
10.	Building Construction Cost Index - Tiruchirappalli	43
11.	Building Construction Cost Index - Pudukottai	45
12.	Building Construction Cost Index - Madurai	47
13.	Building Construction Cost Index - Virudhunagar	49
14.	Building Construction Cost Index - Palayamkottai	51
15.	Building Construction Cost Index - Nagercoil	53
16.	Building Construction Cost Index - Udhagamandalam	55

1. INTRODUCTION

Housing and Building Construction is one of the most important sector of the economy. Housing and housing related infrastructure indicators in a country is the reflection of a nation's economic and social well-being.

Building construction cost varies with type of construction, design, region, etc. Therefore, in order to study these variations, it is necessary to compile the building cost index numbers for well-demarcated regions within which the design, construction techniques and materials used are similar.

Building Construction Cost Index depicts the trends in the building construction cost at a specified centre over a period of time (Base year to current year). The cost of a building structure comprises mainly of the cost of material and labour.

Coverage:

The Building Construction Cost Index with base 2011-12=100 is compiled Quarterly for 16 centres of Tamil Nadu, viz., Chennai, Kancheepuram, Vellore, Cuddalore, Thanjavur, Dharmapuri, Salem, Tiruchirapalli, Coimbatore, Erode, Udthagamandalam, Madurai, Pudukottai, Kanyakumari, Tirunelveli, Virudhunagar.

Methodology:

The Quarterly Building Construction Cost Index is compiled as per the methodology provided by National Building Organisation, New Delhi.

The Index prepared on the basis of standard requirement of all types of materials and their cost for a standard LIG housing unit by TN State Housing Board i.e., it related to construction of LIG house measuring 330 sq.ft.

The index consists of three groups, viz., material cost, labour cost and other expenses. It covers 59 items under material cost, 9 items under labour cost and 4 items under other expenses.

Weights assigned to each item included in the index in proportion of their expenditure to the total cost of base year.

The index is the weighted Arithmetic Mean calculated by using the formula,

$$\text{Index} = \frac{\sum_j W_{ij} * P_j}{\sum_j W_{ij}} * 100$$

W_{ij} is the weight of the item

P_j is the relative Cost of the item (current/constant cost)

The index is calculated at sub group level, next at group level and finally for all the groups combined Building Construction Cost Index.

BUILDING CONSTRUCTION COST INDEX (BCCI) FOR THE
QUARTER ENDED 30.09.2022

Among 16 centres of Tamil Nadu, the Building Construction Cost Index topped in the centre Dharmapuri with 218.92 and lowered in the centre Thanjavur with 182.29 during the quarter ended 30.09.2022.

The centres Chennai, Kancheepuram, Vellore, Salem, Dharmapuri, Coimbatore, Erode, Tiruchirappalli and Pudukottai have registered the BCC Index ranges between 200.40 and 218.92.

The centres Cuddalore, Madurai, Virudhunagar, Uthagamandalam have recorded the BCC Index varies from 190.31 and 199.26.

The centres Thanjavur, Palayamkottai and Nagercoil have registered the BCC Index ranges between 182.29 to 189.25.

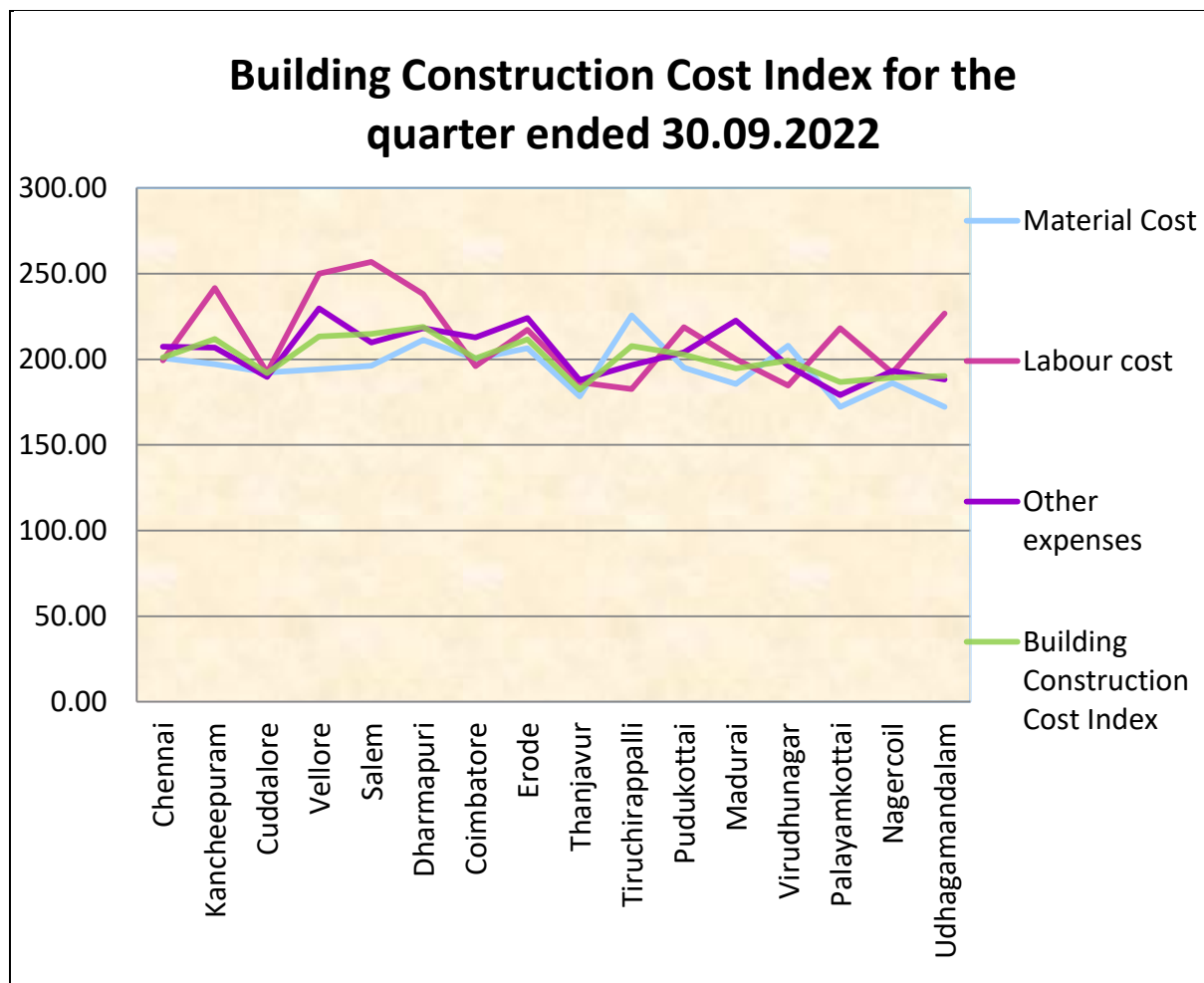
The BCC Index of 16 centres during the quarter September 2022 have showed variations ranging from -3.06% in Tiruchirappalli to 5.08% in Uthagamandalam when compared with BCC Index of previous quarter i.e., June 2022.

While comparing the BCC Index of September 2022 quarter with that of corresponding quarter of previous year June 2021 quarter, it showed an upward trend varying from 5.27% in Nagercoil to 18.27% in Erode.

Material Cost: During the quarter ended September 2022, the Material Cost group index recorded a maximum of 225.60 in Tiruchirappalli and minimum of 172.16 in Uthagamandalam.

Labour Cost: The highest index of Labour Cost group is 256.89 in Salem and the lowest index is 182.61 in Tiruchirappalli during the quarter ended September 2022.

Other Expenses: The index of this group during September 2022 quarter is moderately high in Vellore as 229.64 and low in Palayamkottai as 179.16.



BUILDING CONSTRUCTION COST INDEX FOR THE
QUARTER ENDED 30.09.2022

(Base Year: 2011-2012=100)

Sl. No.	Centre	Material Cost	Labour Cost	Other expenses	Building Construction Cost Index
1.	Chennai	203.05	199.40	208.74	202.54
2.	Kancheepuram	201.17	241.53	208.97	214.34
3.	Cuddalore	192.40	192.27	189.80	192.00
4.	Vellore	194.17	260.04	232.08	216.21
5.	Salem	195.17	268.07	212.48	217.69
6.	Dharmapuri	212.83	240.36	219.75	220.70
7.	Coimbatore	198.85	196.03	226.45	201.31
8.	Erode	206.10	221.85	225.12	212.84
9.	Thanjavur	184.39	186.49	190.85	185.93
10.	Tiruchirappalli	218.16	182.61	192.96	203.15
11.	Pudukottai	203.79	220.13	209.13	208.92
12.	Madurai	186.65	204.88	224.56	197.12
13.	Virudhunagar	208.81	205.02	202.76	206.86
14.	Palayamkottai	179.92	218.12	183.32	191.75
15.	Nagercoil	186.43	192.16	193.37	189.44
16.	Udhagamandalam	173.22	231.53	192.24	192.91

CENTRE-WISE BUILDING CONSTRUCTION COST INDEX FOR THE
QUARTER ENDED 30.09.2022

CENTRE: CHENNAI

The Building Construction Cost Index (BCCI) of Chennai Centre stood at 202.54 during the quarter ended September 2022 as against 201.07 during the previous quarter June 2022 thereby recorded an increase of 0.73%. The Material Cost and Other Expenses groups have showed an upward trend over the respective Index of previous quarter and Labour Cost group remained the same as of previous quarter. The subgroups Bricks & tiles, Cement & Lime and Electrical Fittings have raised the Material cost group of 4.57%, 2.40% and 2.24% inspite of decline by Sand, Stone & Other Quarry Products and nil variation showed by Timber & Other Woods, Iron & Steel and Ancillary materials subgroups when compared with previous quarter. In the Labour cost group, the Skilled labour subgroup and Unskilled labour subgroup showed nil variation. The cost of Brick Jelly, Stone Jelly Chips, Ceiling Rose, Junction Box and Joint Box have registered a increase of 23.60%, 10.03%, 33.33%, 40.00% and 15.38% respectively during the quarter September 2022 and contributed significantly for the raise of BCC Index over the previous quarter June 2022.

Quarter Ended: 30.09.2022

Base Year: 2011-2012=100

	Group	Weight	Index		% variation over previous quarter
			Current quarter 30.09.2022	Previous quarter 30.06.2022	
1.	Material Cost	54.82	203.05	200.66	1.19
2.	Labour Cost	32.94	199.40	199.40	0.00
3.	Other Expenses	12.24	208.74	207.40	0.65
	Building Construction Cost Index	100	202.54	201.07	0.73

The Index Number compiled for construction of LIG House of an area of 30.81 Sq.mt. (332 Sq.ft) of Tamil Nadu Housing Board.

CENTRE: KANCHEEPURAM

During the quarter ended 30.09.2022, the Building Construction Cost Index of Kancheepuram Centre raised to 214.34 from 211.78 during the previous quarter 30.06.2022 thereby registered a increase of 6.51%. The Material Cost and Other Expenses groups have showed an upward trend over the respective Index of previous quarter and Labour Cost group remained the same as of previous quarter. In the Material cost group, Bricks & Tiles-2.76%, Sand, Stone & Other Quarry Products subgroup-0.29%, Cement & Lime-5.03%, Iron & Steel-2.39% and Sanitary Ware & Water Supply subgroup-0.16% showed upward trend, inspite of decline by Electrical Fittings subgroup, nil variation by Timber & Other Woods & Ancillary Materials subgroups when compared with previous quarter. In the Labour cost group, the Skilled labour subgroup and Unskilled labour subgroup showed nil variation. The cost of Bricks, Rough Stone, Lime Stone, Ribber Tar Steels, Door Catch and PVC 20mm dia have increased by 3.53%, 7.14%, 157.33%, 33.33% and 16.67% respectively over the previous quarter.

Quarter Ended: 30.09.2022
Base Year: 2011-2012=100

Sl. No.	Group	Weight	Index		% variation over previous quarter
			Current quarter 30.09.2022	Previous quarter 30.06.2022	
1.	Material Cost	57.04	201.17	197.18	2.02
2.	Labour Cost	30.16	241.53	241.53	0.00
3.	Other Expenses	12.80	208.97	206.75	1.07
	Building Construction Cost Index	100	214.34	211.78	1.21

The Index Number compiled for construction of LIG House of an area of 30.81 Sq.mt. (332 Sq.ft) of Tamil Nadu Housing Board.

CENTRE: CUDDALORE

The Building Construction Cost Index (BCCI) of Cuddalore Centre for the quarter ended September 2022 stood at 192.00 as 191.89 against during the previous quarter June 2022 thereby recorded an increase of 0.06%. The Material Cost and Other Expenses groups have showed an upward trend over the respective Index of previous quarter and Labour Cost group remained the same as of previous quarter. Though Timber & Other Woods, Ancillary Materials, Electrical Fittings and Sanitary Ware & Water Supply subgroups have increased by 0.28%, 1.94%, 0.43% and 0.35% respectively when compared with June 2022 and nil variation showed by Bricks & Tiles, Sand, Stone & Other Quarry Products, Cement & Lime and Iron & Steel when compared to the previous quarter. In the Labour cost group, both subgroups Skilled labour and Unskilled labour have showed nil variation. During the quarter September 2022, the cost of Ready mix Prime Paint, Ready mix Synthetic Enamel Paint, PVC bend, Ceiling Rose, 32 amps 500V fuse unit, Joint box and GI Pipe 20mm (Earth Pit) have showed an increase of 16.67%, 15.00%, 2.63%, 3.40%, 4.41% and 5.26% respectively when compared with that of previous quarter.

Quarter Ended: 30.09.2022

Base Year: 2011-2012=100

Sl. No.	Group	Weight	Index		% variation over previous quarter
			Current quarter 30.09.2022	Previous quarter 30.06.2022	
1.	Material Cost	53.36	192.40	192.21	0.10
2.	Labour Cost	32.97	192.27	192.27	0.00
3.	Other Expenses	13.67	189.80	189.70	0.05
	Building Construction Cost Index	100	192.00	191.89	0.06

The Index Number compiled for construction of LIG House of an area of 30.81 Sq.mt. (332 Sq.ft) of Tamil Nadu Housing Board.

CENTRE: VELLORE

The Building Construction Cost Index (BCCI) of Vellore Centre raised to 216.21 during the quarter ended September 2022 from 213.29 of the previous quarter June 2022, thereby recorded an increase of 1.37%. The Material Cost remained the same as of previous quarter whereas the Labour Cost and Other Expenses groups have showed an upward trend over the respective Index of previous quarter. The subgroups Bricks & Tiles, Cement & Lime, Timber & Other Woods, Iron & Steel, Ancillary Materials and Electrical Fittings have showed an increase of 4.45%, 1.19%, 0.92%, 0.32%, 0.15% and 0.11% respectively and in spite of decline showed by Sand, Stone & other quarry-5.60% and zero variation recorded by Sanitary Ware & Water Supply subgroups. In the Labour cost group, the Skilled labour subgroup showed an increase of 0.65% and Unskilled labour subgroup showed an increase of 7.61% over the previous quarter. The increase in the cost of Bricks by 5.26%, Steel window ventilator by 13.04%, Skilled Labour – Mason I&II by 13.33% and Carpenter by 6.67% over the previous quarter have reflected in the raise of BCC Index during the September 2022.

Quarter Ended: 30.09.2022

Base Year: 2011-2012=100

Sl. No.	Group	Weight	Index		% variation over previous quarter
			Current quarter 30.09.2022	Previous quarter 30.06.2022	
1.	Material Cost	60.90	194.17	194.18	0.00
2.	Labour Cost	25.80	260.04	249.98	4.03
3.	Other Expenses	13.30	232.08	229.64	1.06
	Building Construction Cost Index	100	216.21	213.29	1.37

The Index Number compiled for construction of LIG House of an area of 30.81 Sq.mt. (332 Sq.ft) of Tamil Nadu Housing Board.

CENTRE : SALEM

During the quarter ended 30.09.2022, the Building Construction Cost Index of Salem Centre stood at 217.69 as against 214.77 during the previous quarter 30.06.2022 thereby registered a marginal increase of 1.36%. While the Index of Material cost group declined by 0.47%, the Index of Labour cost group and Other expenses group have increased by 4.35% and 1.33% over the respective Index of previous quarter. Though the subgroups Bricks & tiles and Electrical fittings have showed an increase of 5.79% and 10.99% over the previous quarter, the decrease recorded by other 4 subgroups viz., Sand, stone, & other quarry products, Cement & lime, Iron & Steel, Sanitary ware & water supply by 6.59%, 1.99%, 1.27%, 7.22% have pulled down the Material cost group Index by 0.47% over the previous quarter. In the Labour cost group, the Index of Skilled labour and Unskilled labour registered an increase of 3.48% and 5.15% over the previous quarter. The cost of Glazes Tiles, Ceramic Tiles, Bond Stone, Lime Stone, PVC Pipe, Joint Box and 11w CFL Bulb have increased by 10.71%, 12.90%, 33.33%, 22.45%, 82.61%, 33.33% and 52.31% over the previous quarter and contributed to the raise of BCC Index during the quarter 30.09.2022.

Quarter Ended: 30.09.2022

Base Year: 2011-2012=100

Sl. No.	Group	Weight	Index		% variation over previous quarter
			Current quarter 30.09.2022	Previous quarter 30.06.2022	
1.	Material Cost	59.43	195.17	196.10	-0.47
2.	Labour Cost	27.88	268.07	256.89	4.35
3.	Other Expenses	12.69	212.48	209.70	1.33
	Building Construction Cost Index	100	217.69	214.77	1.36

The Index Number compiled for construction of LIG House of an area of 30.81 Sq.mt. (332 Sq.ft) of Tamil Nadu Housing Board.

CENTRE: DHARMAPURI

The Building Construction Cost Index of Dharmapuri Centre stood at 220.70 during the quarter ended 30.09.2022 thereby registered an increase of 0.82% when compared to the previous quarter Index of 218.92. The Index of Material Cost group, Labour Cost and Other expenses have showed an increase of 0.78%, 0.94% and 0.74% over the respective Index of previous quarter. In the Material cost group, the increase of 2.14% in Cement & Lime subgroup, 1.05% in Iron & Steel subgroup, 3.09% in Electrical Fittings subgroup and 6.94% in Sanitary Ware & Water Supply have raised the group Index and nil variation showed by the subgroups Cement & Bricks & Tiles, Sand, Stone & Other Quarry Products, Timber & Other Woods and Ancillary Materials. In the Labour cost group, the Index of Skilled labour and Unskilled labour registered an increase of 1.10% and 0.78% over the previous quarter. The cost of Lime Stone, Hold Fast, Ceiling Roses, 25mm GI Pipe Line, 40mm Dia GI Pipe and 15mm GI Pipe have increased during the quarter 30.09.2022 by 185.94%, 66.67%, 16.67%, 105.41%, 85.29% and 80.00% respectively when compared with that of previous quarter 30.06.2022 and contributed significantly to the raise of BCC Index.

Quarter Ended: 30.09.2022

Base Year: 2011-2012=100

Sl. No.	Group	Weight	Index		% variation over previous quarter
			Current quarter 30.09.2022	Previous quarter 30.06.2022	
1.	Material Cost	62.18	212.83	211.19	0.78
2.	Labour Cost	25.49	240.36	238.13	0.94
3.	Other Expenses	12.33	219.75	218.14	0.74
	Building Construction Cost Index	100	220.70	218.92	0.82

The Index Number compiled for construction of LIG House of an area of 30.81 Sq.mt. (332 Sq.ft) of Tamil Nadu Housing Board.

CENTRE: COIMBATORE

During the quarter ended September 2022, the Building Construction Cost Index of Coimbatore Centre raised to 201.31 from 200.40 of the previous quarter June 2022, thereby recorded a slight increase of 0.45%. The Index of Other expenses group have showed an increase of 6.48% and the Material Cost group have showed a downward trend of 0.70% over the respective Index of previous quarter and Labour Cost group remained the same as of previous quarter. In the Material cost group Electrical fittings and Sanitary ware & water supply sub groups have increased by 1.33% and 3.80% while the subgroups Bricks & Tiles, Sand, Stone & Other Quarry Products, Timber & Other Woods and Ancillary Materials showed a nil variation when compared with previous quarter. In the Labour cost group, both subgroups Skilled labour and Unskilled labour have showed nil variation. The cost of PVC Pipe, 8 SWG GI Wire, S.W. Bend, Stone Ware Pipe 100mm, PVC 32mm dia and PVC rain water down fall 110mm have showed an increase of 5.00%, 9.59%, 4.00%, 8.00%, 17.07% and 6.10% respectively when compared with that of previous quarter.

Quarter Ended: 30.09.2022
Base Year: 2011-2012=100

Sl. No.	Group	Weight	Index		% variation over previous quarter
			Current quarter 30.09.2022	Previous quarter 30.06.2022	
1.	Material Cost	55.54	198.85	200.25	-0.70
2.	Labour Cost	32.27	196.03	196.03	0.00
3.	Other Expenses	12.19	226.45	212.68	6.48
	Building Construction Cost Index	100	201.31	200.40	0.45

The Index Number compiled for construction of LIG House of an area of 30.81 Sq.mt. (332 Sq.ft) of Tamil Nadu Housing Board.

CENTRE: ERODE

During the quarter 30.09.2022, the Building Construction Cost Index of Erode Centre raised to 212.84 from 211.60 of the previous quarter 30.06.2022, thereby registered a slight increase of 0.59%. The Index of Labour cost group and Other expenses group have showed an increase of 2.14% and 0.47% over the respective Index of previous quarter while the Index of Material cost group have showed a decrease of 0.12% when compared with the previous quarter. In the Material cost group, though the subgroups Sand, Stone & other quarry products, Ancillary Materials and Electrical Fittings have recorded an upward trend, of 1.84%, 15.44% and 0.59% and the decrease of 3.93%, 2.98% and 4.98% registered by Cement & lime subgroup, Timber & Other Woods and Iron & Steel has pulled down the group index by 0.12% when compared with the previous quarter. In the Labour cost group, the Index of Skilled labour registered an increase of 4.56% and the Index of Unskilled Labour showed a nill variation. The cost of Sand for Mortar, Lime Stone, Cement Paint, Bakelite Pattern Holder, Bulk Head Fittings, Junction Box and Mason I&II (Brick Layer I & II Class) have showed an increase of 4.22%, 10.79%, 16.67%, 8.70%, 10.00%, 4.55% and 6.25% when compared with that of previous quarter 30.06.2022.

Quarter Ended: 30.09.2022

Base Year: 2011-2012=100

Sl. No.	Group	Weight	Index		% variation over previous quarter
			Current quarter 30.09.2022	Previous quarter 30.06.2022	
1.	Material Cost	59.92	206.10	206.34	-0.12
2.	Labour Cost	26.96	221.85	217.21	2.14
3.	Other Expenses	13.12	225.12	224.07	0.47
	Building Construction Cost Index	100	212.84	211.60	0.59

The Index Number compiled for construction of LIG House of an area of 30.81 Sq.mt. (332 Sq.ft) of Tamil Nadu Housing Board.

CENTRE:THANJAVUR

The Building Construction Cost Index of Thanjavur Centre for the quarter ended 30.09.2022 stood at 185.93 as against 182.29 during the previous quarter 30.06.2022 thereby recorded a marginal increase of 1.99%. The Index of Material cost group and Other Expenses group have showed a upward trend of 3.36% and 1.65% over the respective Index of previous quarter and the Labour cost group have showed a nil variation. In the Material Cost group, Bricks & Tiles, Sand, Stone & Other Quarry Products, Timber & Other Woods and Electrical Fittings sub group have showed an increase of 5.31%, 13.76%, 0.71% and 1.05% while the Cement & Lime and Iron & Steel and Sanitary Ware & Water Supply have showed a nil variation. In the Labour cost group, while the Skilled labour and Unskilled subgroup remained the same as of previous quarter. The cost of Bricks, Sand for mortar, Solid PVC door shutter, 5 amps 5 pin at switch board itself, 25amps single phase ELCB and 25mm GI Pipe line have showed an increase of 6.67%, 31.67%, 4.55%, 20.00%, 5.00% and 7.00% respectively when compared with that of previous quarter 30.06.2022.

Quarter Ended: 30.09.2022
Base Year: 2011-2012=100

Sl. No.	Group	Weight	Index		% variation over previous quarter
			Current quarter 30.09.2022	Previous quarter 30.06.2022	
1.	Material Cost	53.87	184.39	178.40	3.36
2.	Labour Cost	33.11	186.49	186.49	0.00
3.	Other Expenses	13.02	190.85	187.75	1.65
	Building Construction Cost Index	100	185.93	182.29	1.99

The Index Number compiled for construction of LIG House of an area of 30.81 Sq.mt. (332 Sq.ft) of Tamil Nadu Housing Board.

CENTRE:TIRUCHIRAPPALLI

The Building Construction Cost Index of Thanjavur Centre for the quarter ended 30.09.2022 stood at 203.15 as against 207.64 during the previous quarter 30.06.2022 thereby recorded a marginal decrease of 2.17%. The Index of Material cost group and Other Expenses group have showed a downward trend of 3.30% and 1.85% over the respective Index of previous quarter and the Labour cost group have showed a nil variation. In the Material Cost group, Timber & Other Woods, Ancillary Materials and Electrical Fittings have showed an increase of 15.56%, 53.53% and 2.81% while the Bricks & Tiles, Cement & Lime, Iron & Steel and Sanitary Ware & Water Supply have showed a nil variation. In the Labour cost group, while the Skilled labour and Unskilled subgroup remained the same as of previous quarter. The cost of TW Frame, TW Panel door shutter, Cement Paint and Joint Box have showed an increase of 16.17%, 24.53%, 60.00% and 100.0% respectively when compared with that of previous quarter 30.06.2022.

Quarter Ended: 30.09.2022
Base Year: 2011-2012=100

Sl. No.	Group	Weight	Index		% variation over previous quarter
			Current quarter 30.09.2022	Previous quarter 30.06.2022	
1.	Material Cost	53.78	218.16	225.60	-3.30
2.	Labour Cost	32.51	182.61	182.61	0.00
3.	Other Expenses	13.71	192.96	196.60	-1.85
	Building Construction Cost Index	100	203.15	207.64	-2.17

The Index Number compiled for construction of LIG House of an area of 30.81 Sq.mt. (332 Sq.ft) of Tamil Nadu Housing Board.

CENTRE:PUDUKKOTTAI

The Building Construction Cost Index of Pudukkottai Centre during the quarter ended September 2022 stood at 208.92 as against 202.68 during the previous quarter June 2022 thereby registered an increase of 3.08%. The Material Cost, Labour cost group and Other expenses group have showed an upward trend of 4.43%, 0.68% and 2.55% over the respective Index of previous quarter. In the Material cost group, Bricks & Tiles, Cement & Lime, Timber & Other Woods, Iron & Steel and Sanitary Ware & Water Supply sub groups have showed an increase of 8.91%, 15.68%, 3.56%, 5.44% and 0.06% and the decrease of 6.63% and 2.88% recorded by Sand, Stone & Other Quarry Products and Electrical Fittings subgroup. In the Labour cost group, Skilled labour subgroup registered an increase of 0.43% and Unskilled labour subgroup showed an increase of 1.66% during the quarter September 2022 and contributed significantly for the raise of BCC Index. The cost of Bricks, Stone Jelly, Cement, Lime Stone, Hold Fast, 5 amps 5 pin at switch board itself and Joint Box have showed an increase of 11.96%, 12.06%, 15.38%, 37.99%, 110.00%, 16.67% and 337.50% respectively when compared with that of previous quarter June 2022.

Quarter Ended: 30.09.2022
Base Year: 2011-2012=100

Sl. No.	Group	Weight	Index		% variation over previous quarter
			Current quarter 30.09.2022	Previous quarter 30.06.2022	
1.	Material Cost	59.62	203.79	195.15	4.43
2.	Labour Cost	27.05	220.13	218.66	0.68
3.	Other Expenses	13.33	209.13	203.92	2.55
	Building Construction Cost Index	100	208.92	202.68	3.08

The Index Number compiled for construction of LIG House of an area of 30.81 Sq.mt. (332 Sq.ft) of Tamil Nadu Housing Board.

CENTRE: MADURAI

During the quarter ended 30.09.2022, the Building Construction Cost Index of Madurai Centre raised to 197.12 from 194.79 of previous quarter 30.06.2022, thereby registered an increase of 1.20%. The Material cost group, Labour cost group and Other expenses group have showed an upward trend 0.59%, 2.36% and 0.91% over the respective Index of previous quarter. In the Material cost group, though the subgroups Bricks & tiles, Sand, stone & other quarry products and Sanitary ware & water supply showed an upward trend of 3.75%, 1.09% and 0.25% and Cement & Lime, Iron & Steel and Electrical Fittings subgroups have showed a decrease of 4.47%, 4.45% and 0.95% while the Timber & Other Woods, Ancillary Materials recorded zero variation over the previous quarter. In the Labour cost group, Skilled labour subgroup registered an increase of 5.08% Unskilled subgroup remained the same as of previous quarter during the quarter September 2022 and which in turn reflected in the raise of BCC Index. The cost of Brick Jelly, Stone Jelly Chips, 32 amps 500V fuse unit, 25amps single phase ELCB, S.W. Gully Trap, Mason I & II (Brick Layer I & II Class) and Carpenter have showed an increase of 5.36%, 5.16%, 4.76%, 5.56%, 25.00%, 5.56% and 9.68% respectively over that of previous quarter 30.06.2022.

Quarter Ended: 30.09.2022
Base Year: 2011-2012=100

Sl. No.	Group	Weight	Index		% variation over previous quarter
			Current quarter 30.09.2022	Previous quarter 30.06.2022	
1.	Material Cost	56.39	186.65	185.55	0.59
2.	Labour Cost	30.79	204.88	200.16	2.36
3.	Other Expenses	12.82	224.56	221.54	0.91
	Building Construction Cost Index	100	197.12	194.79	1.20

The Index Number compiled for construction of LIG House of an area of 30.81 Sq.mt. (332 Sq.ft) of Tamil Nadu Housing Board.

CENTRE : VIRUDHUNAGAR

The Building Construction Cost Index of Virudhunagar Centre for the quarter ended September 2022 stood at 206.86 as against 199.26 during the previous quarter June 2022 thereby registered an increase of 3.81%. The Material Cost group, Labour Cost and Other Expenses group Index and have showed an increase of 0.41%, 10.99% and 3.34% over the respective Index of previous quarter. In the Material cost group, the increase of Cement & Lime, Timber & Other Woods, Iron & Steel, Ancillary Materials and Electrical Fittings subgroup by 1.81%, 4.12%, 0.87%, 0.24% and 0.53% and Bricks & Tiles, Sand and Stone & Other Quarry Products recorded a zero variation over the previous quarter. In the Labour cost group, Skilled labour and Unskilled labour subgroup registered an increase of 12.87% and 9.29% during the quarter September 2022 and which in turn reflected in the raise of BCC Index. The cost of Lime Stone, TW Frame, TW Panel door shutter, Mild Steel Rods, Ribbed Tar Steel, 1.5 sqmm copper cable, calling bell, 25mm GI Pipe line, 40mm dia GI pipe line and S.W.Gully Trap have increased by 144.01%, 4.78%, 5.26%, 1.41%, 1.37% 5.24%, 8.33%, 3.77%, 4.17% and 4.17% showed an upward trend respectively when compared with that of previous quarter June 2022.

Quarter Ended: 30.09.2022
Base Year: 2011-2012=100

Sl. No.	Group	Weight	Index		% variation over previous quarter
			Current quarter 30.09.2022	Previous quarter 30.06.2022	
1.	Material Cost	56.23	208.81	207.96	0.41
2.	Labour Cost	30.90	205.02	184.72	10.99
3.	Other Expenses	12.87	202.76	196.20	3.34
	Building Construction Cost Index	100	206.86	199.26	3.81

The Index Number compiled for construction of LIG House of an area of 30.81 Sq.mt. (332 Sq.ft) of Tamil Nadu Housing Board.

CENTRE:PALAYAMKOTTAI

During the quarter ended 30.09.2022, the Building Construction Cost Index of Palayamkottai Centre has increased to 191.75 from 186.76 of the previous quarter 30.06.2022 thereby recorded an increase of 2.67%. The Material cost and Other Expenses have showed an upward trend of 4.50% and 2.41% over the respective Index of previous quarter. The Labour cost group Index recorded a nil variation. In the Material cost group, the increase of the subgroups Bricks & Tiles, Sand, Stone & Other Quarry Products, Cement & Lime, Timber & Other Woods, Ancillary Materials, Electrical Fittings and Sanitary Ware & Water Supply by 12.90%, 0.27%, 6.38%, 3.59%, 1.47%, 0.68% and 2.74% respectively have raised the Material cost group Index by 4.50% over the previous quarter and Iron & Steel subgroup recorded a downward trend of 6.25%. In the Labour cost group, while the subgroup group Skilled labour showed a nil variation over the previous quarter, the subgroup Unskilled labour showed nil variation. The cost of Bricks, Brick jelly, Pressed Tiles, Lime Stone, Ready mix Prime paint, Ready mix Synthetic Enamel paint, Matt Paint, Ceiling Rose and 32 amps 500V fuse unit have showed an increase of 14.29% 18.32%, 7.69%, 18.65%, 15.38%, 10.53%, 8.57%, 9.68% and 8.00 % respectively when compared with that of previous quarter 30.06.2022.

Quarter Ended: 30.09.2022

Base Year: 2011-2012=100

Sl. No.	Group	Weight	Index		% variation over previous quarter
			Current quarter 30.09.2022	Previous quarter 30.06.2022	
1.	Material Cost	57.32	179.92	172.18	4.50
2.	Labour Cost	29.82	218.12	218.12	0.00
3.	Other Expenses	12.86	183.32	179.01	2.41
	Building Construction Cost Index	100	191.75	186.76	2.67

The Index Number compiled for construction of LIG House of an area of 30.81 Sq.mt. (332 Sq.ft) of Tamil Nadu Housing Board.

CENTRE: NAGERCOIL

The Building Construction Cost Index of Nagercoil Centre for the quarter ended September 2022 stood at 189.44 as against 189.25 of the previous quarter June 2022 thereby showed a slight increase of 0.10%. The Material cost group and Other expenses group have registered an upward trend of 0.18% and 0.08% over the previous quarter whereas the Labour cost group showed a nil variation. In the Material Cost, Though the subgroups Bricks & tiles, Electrical Fittings and Sanitary Ware & Water Supply have showed an upward trend of 1.04%, 0.89% and 1.19% over the previous quarter and the subgroups Sand, Stone & Other Quarry Products, Cement & Lime, Timber & Other Woods and Ancillary Materials recorded zero variation, the Iron & Steel subgroup subgroup have showed a negative variation of -1.94% over the previous quarter which in turn reflected in the BCC Index. In the Labour cost group, while the subgroup group Skilled labour showed a nil variation over the previous quarter, the subgroup Unskilled labour showed nil variation. The cost of Bricks, PVC bend, 8 SWG GI Wire and GI Pipe 20mm(Earth Pit) have showed an increase of 1.28%, 6.67%, 10.53% and 47.62% when compared with that of previous quarter.

Quarter Ended: 30.09.2022
Base Year: 2011-2012=100

Sl. No.	Group	Weight	Index		% variation over previous quarter
			Current quarter 30.09.2022	Previous quarter 30.06.2022	
1.	Material Cost	50.42	186.43	186.09	0.18
2.	Labour Cost	35.62	192.16	192.16	0.00
3.	Other Expenses	13.96	193.37	193.22	0.08
	Building Construction Cost Index	100	189.44	189.25	0.10

The Index Number compiled for construction of LIG House of an area of 30.81 Sq.mt. (332 Sq.ft) of Tamil Nadu Housing Board.

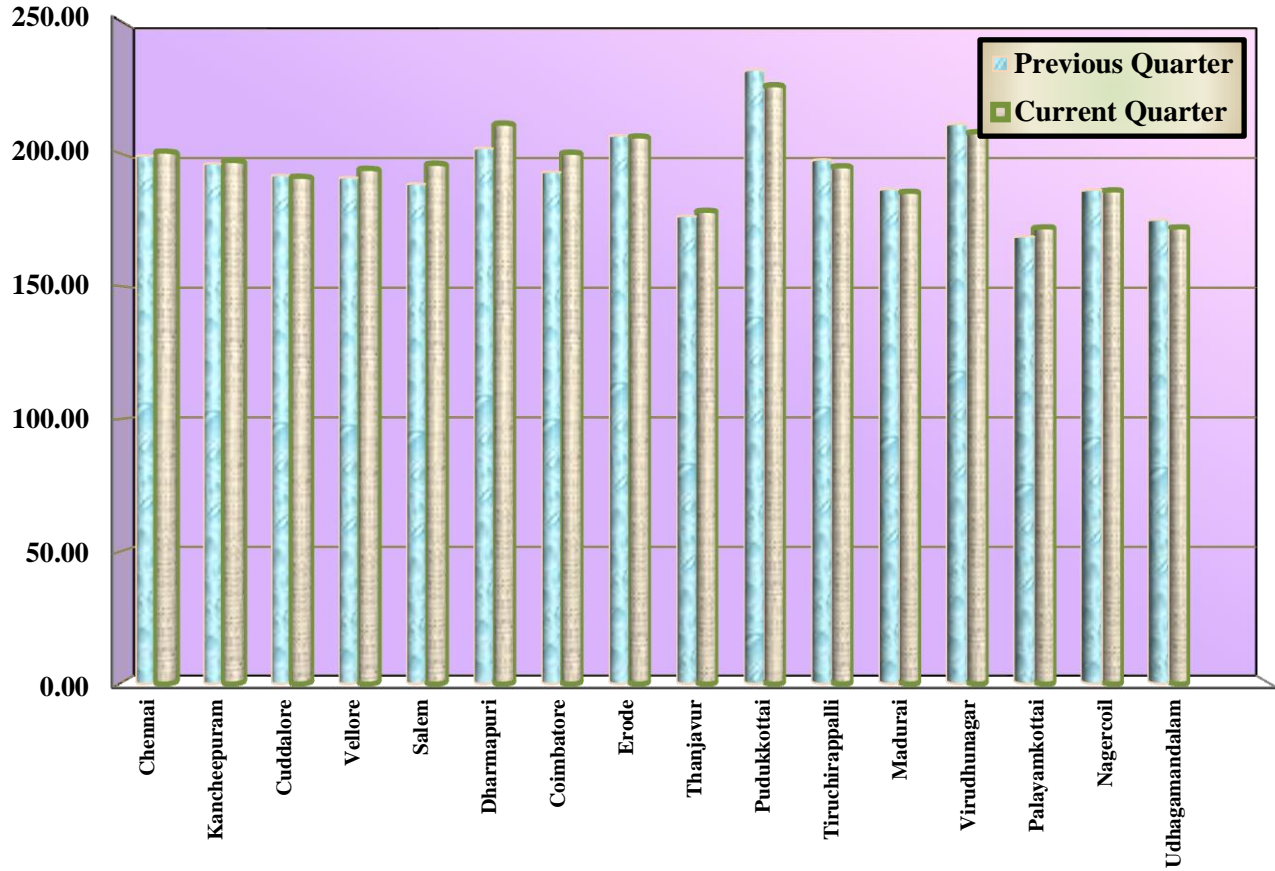
CENTRE: UDHAGAMANDALAM

During the quarter ended September 2022, the Building Construction Cost Index of Udhagamandalam Centre stood at 192.91 thereby registered an increase of 1.36% when compared with the previous quarter Index of 190.31. All three group index have showed an upward trend of 0.62%, 2.16% and 2.19%. In the Material Cost group, Cement & Lime, Iron & Steel, Electrical Fittings and Sanitary Ware & Water Supply sub groups showed an increase of 0.65%, 5.01%, 2.54% and 0.88% over the previous quarter, and the Bricks & Tiles, Sand, Stone & Other Quarry Products, Timber & Other Woods and Ancillary Materials showed a nil variation as compared to the previous quarter. In the Labour cost group, the Skilled labour have showed a nil variation and Unskilled labour subgroup by 3.87% have raised the Labour cost group Index by 2.16% over the previous quarter. The cost of Lime Stone, Hold Fast, Steel Window Ventilator , 25amps single phase ELCB and Indian Water Closet have recorded an increase of 24.64%, 37.50%, 14.29%, 50.32% and 25.00% respectively when compared with that of previous quarter and contributed significantly to the increase of BCC Index during the quarter September 2022.

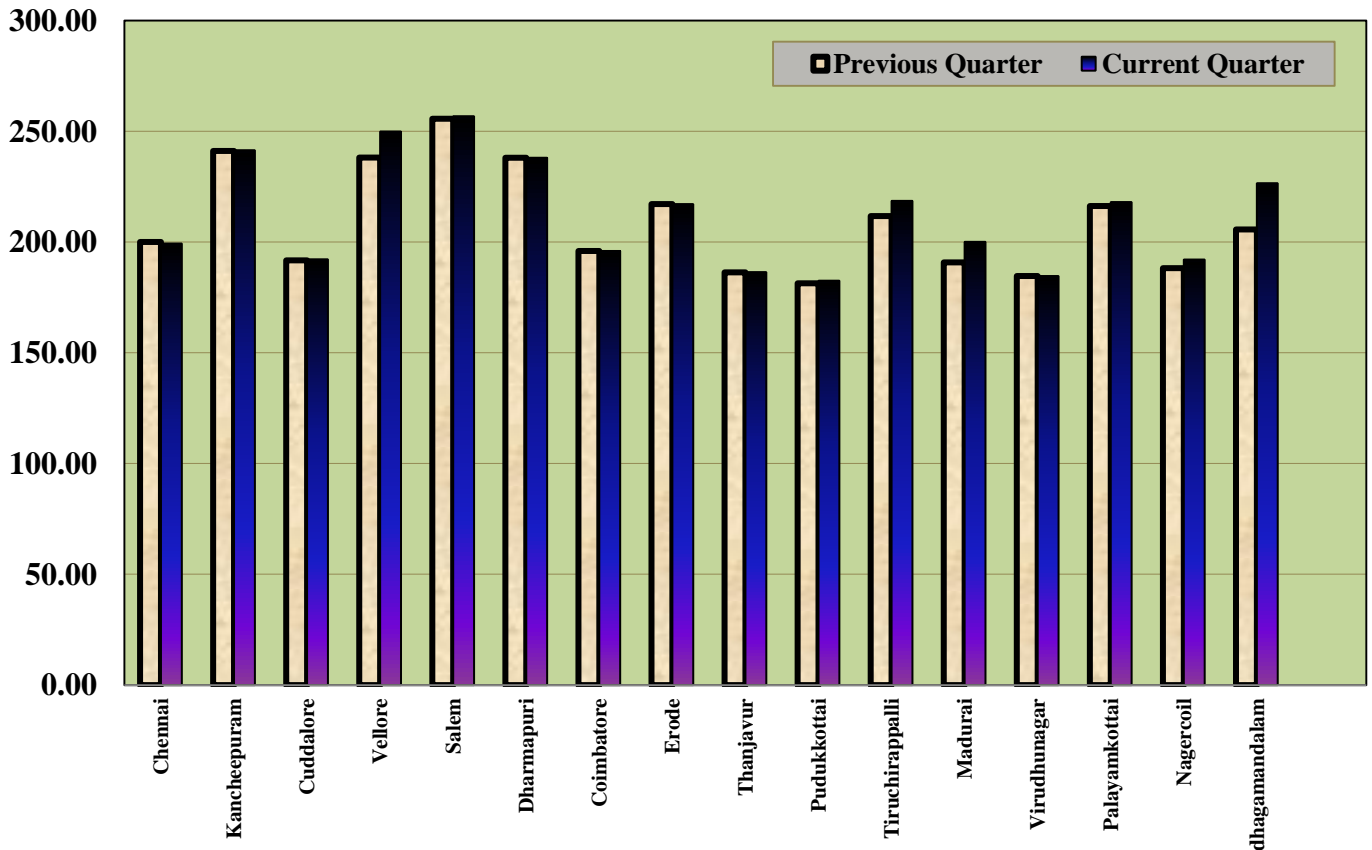
Quarter Ended: 31.09.2022
Base Year: 2011-2012=100

Sl. No.	Group	Weight	Index		% variation over previous quarter
			Current quarter 30.09.2022	Previous quarter 30.06.2022	
1.	Material Cost	57.29	173.22	172.16	0.62
2.	Labour Cost	29.43	231.53	226.64	2.16
3.	Other Expenses	13.29	192.24	188.12	2.19
	Building Construction Cost Index	100	192.91	190.31	1.36

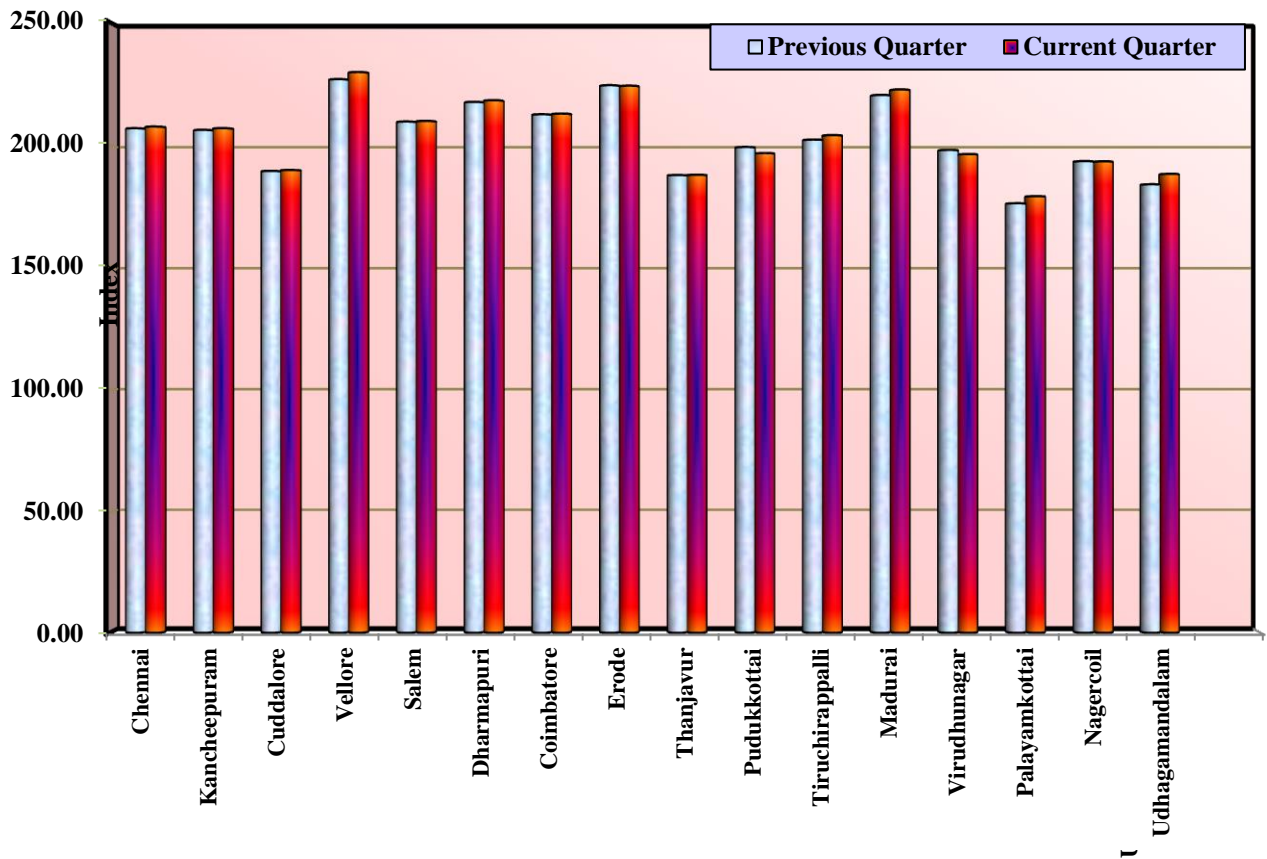
**COMPARISON OF MATERIAL COST FOR THE Q.E.
30.09.2022 WITH PREVIOUS Q.E. 30.06.2022**



**COMPARISON OF LABOUR COST FOR THE Q.E.
30.09.2022 WITH PREVIOUS Q.E. 30.06.2022**



COMPARISON OF OTHER COST FOR THE Q.E. 30.09.2022 WITH PREVIOUS Q.E. 30.06.2022



COMPARISON OF BCCI FOR THE Q.E. 30.09.2022 WITH PREVIOUS Q.E. 30.06.2022

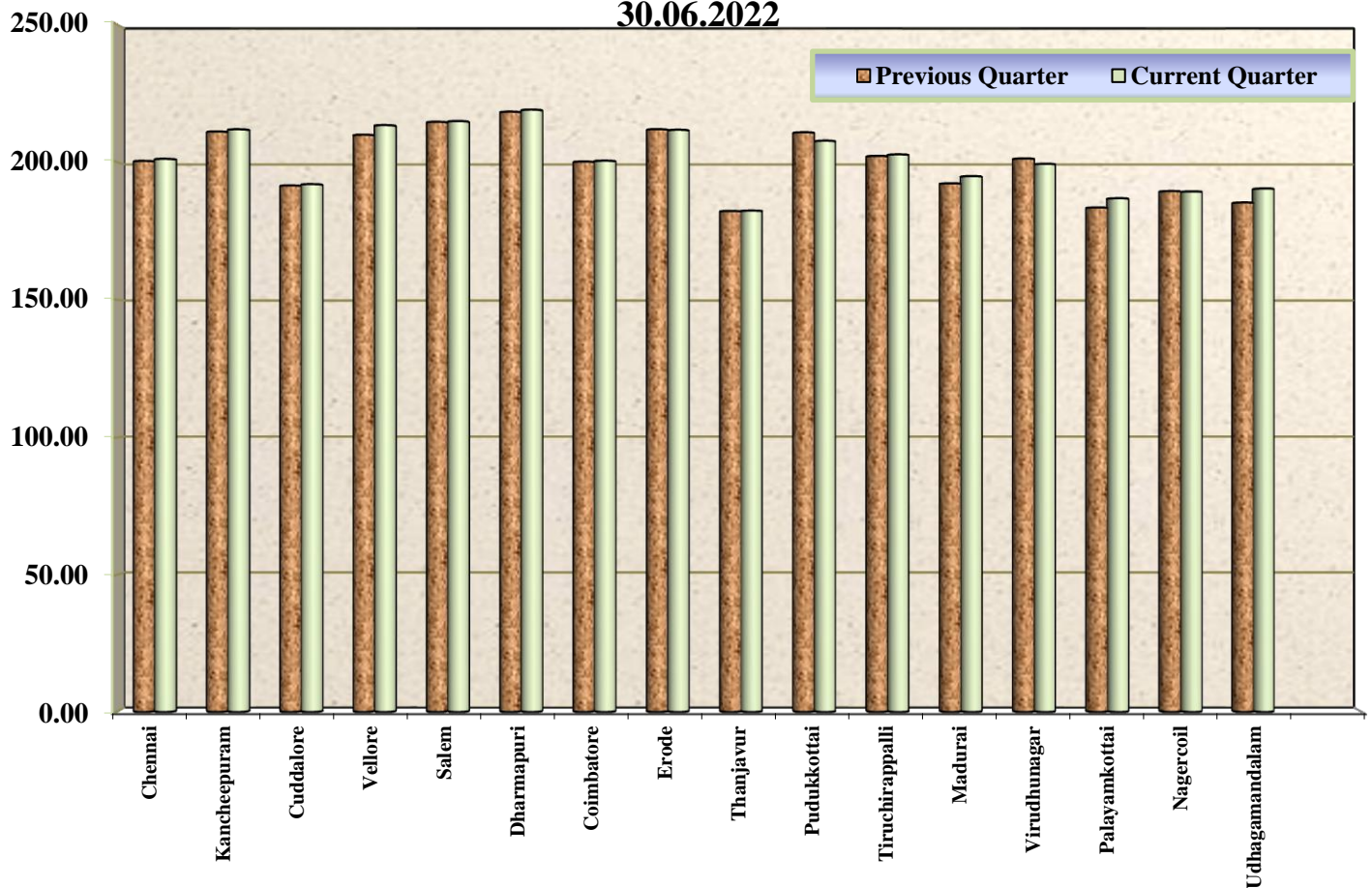


TABLE - 1A
BUILDING CONSTRUCTION COST INDEX
Item-wise Cost relative

Quarter : September 2022
(Base year:2011-12=100)

Centre : Chennai

Sl. No.	Item	Specification	Unit	Weight	COST RELATIVE			% Variation	
					Current Quarter Sep 2022	Previous Quarter June 2022	Corresponding Qtr. of prev. year Sep 2021	Previous Quarter June 2022	Corresponding Qtr. of prev. year Sep 2021
I. Material cost									
1.Bricks and Tiles									
1	Bricks	9"x4.5"x2.25"	1000 Nos.	18.07	178.29	170.54	155.04	4.55	15.00
2	Brick Jelly	20mm	cu.m	0.73	215.42	174.29	174.29	23.60	23.60
3	Pressed Tiles	9"x9"	1000 Nos.	1.30	211.76	211.76	188.24	0.00	12.50
4	Glazes tiles	9"x9"	1 No.	0.10	407.52	407.52	391.85	0.00	4.00
5	Ceramic tiles	9"x9"	1 No.	0.74	280.11	280.11	266.11	0.00	5.26
2.Sand stone and other Quarry Products									
6	Sand for mortar	River	cu.m	4.44	426.66	453.31	426.66	-5.88	0.00
7	Stone Jelly (HBSJ)	40mm	cu.m	4.28	222.18	222.18	192.50	0.00	15.41
8	Stone Jelly (HBSJ)	20mm	cu.m	0.37	222.35	222.35	174.08	0.00	27.73
9	Stone Jelly Chips (HBSJ)	10mm	cu.m	1.50	255.69	232.39	162.74	10.03	57.12
10	Rough stone		cu.m	0.40	156.09	152.66	152.66	2.25	2.25
11	Bond stone		cu.m	0.55	162.60	162.60	160.60	0.00	1.25
3.Cement and Lime									
12	Cement		M.T	11.02	138.40	135.02	145.15	2.50	-4.65
13	Lime stone		cu.m	0.22	274.55	274.55	240.23	0.00	14.29
4.Timber and other wood									
14	TW Frame		sq.m	1.23	285.71	285.71	277.19	0.00	3.08
15	TW Panel door shutter		sq.m	0.54	153.45	153.45	159.66	0.00	-3.89
16	Solid PVC door shutter		sq.m	0.30	226.74	226.74	209.30	0.00	8.33
5.Iron and Steel									
17	Mild Steel Rods	10mm	MT	1.20	175.45	175.45	138.33	0.00	26.83
18	Ribbed Tar Steel (RTS)	8mm	MT	1.97	173.17	173.17	138.44	0.00	25.09
19	Binding Wire		Kq	0.40	175.34	175.34	155.25	0.00	12.94
20	Door catch		No.	0.03	121.67	121.67	121.67	0.00	0.00
21	Hold fast		No.	0.03	120.00	120.00	120.00	0.00	0.00
22	Tower bolt receiver		No.	0.03	224.00	224.00	272.00	0.00	-17.65
23	Steel window ventilator		Kq	1.12	226.09	226.09	208.70	0.00	8.33
6.Ancillary Materials									
24	Ready mix Prime paint		Ltr	0.09	162.09	162.09	162.09	0.00	0.00
25	Ready mix Synthetic Enamel paint		Ltr	0.05	185.11	185.11	185.11	0.00	0.00
26	Cement paint		Ka	1.73	130.43	130.43	130.43	0.00	0.00
27	Matt paint		Ltr	0.08	125.00	125.00	110.29	0.00	13.33
7. Electrical Fittings									
28	1.5sqmm copper cable		100 meter	0.33	191.62	191.62	173.65	0.00	10.34
29	PVC Pipe	20mm	1metre	0.16	418.97	421.61	408.43	-0.62	2.58
30	PVC bend		No.	0.07	276.68	276.68	252.96	0.00	9.37
31	PVC tee		No.	0.04	235.29	235.29	156.86	0.00	50.00
32	5amps 5 pin at switch board itself		No.	0.00	262.30	245.90	245.90	6.67	6.67
33	5amps 5 pin non interlocking switch		No.	0.01	207.79	207.79	197.40	0.00	5.26
34	Ceiling Rose		No.	0.02	282.29	211.71	141.14	33.33	100.00
35	Bakelite pattern Holder		No.	0.02	137.93	137.93	137.93	0.00	0.00
36	Bulk Head Fittings		No.	0.01	300.00	300.00	260.00	0.00	15.38
37	8 SWG GI wire		kq	0.03	176.21	176.21	176.21	0.00	0.00
38	32 amps 500V fuse unit		No.	0.01	139.53	139.53	151.16	0.00	-7.69
39	Junction box		No.	0.03	333.33	333.33	433.33	0.00	-23.08
40	Jointbox		No.	0.01	159.57	276.60	319.15	-42.31	-50.00
41	Hylem sheet		No.	0.01	150.97	150.97	139.35	0.00	8.33
42	Flush type switch		No.	0.04	275.41	275.41	295.08	0.00	-6.67
43	11wCFL bulb	11w	No.	0.01	148.15	148.15	160.49	0.00	-7.69
44	Calling bell		No.	0.01	200.00	200.00	200.00	0.00	0.00
45	25amps single phase ELCB		No.	0.22	113.56	113.56	113.56	0.00	0.00
46	25mm GI pipe line	25mm	1 metre	0.05	246.15	246.15	165.38	0.00	48.84
47	GI Pipe 20mm(Earth pit)	20mm	1 metre	0.02	170.94	170.94	166.67	0.00	2.56
48	40mm dia GI pipe	40mm	1 metre	0.01	225.07	225.07	215.00	0.00	4.69
49	15mm GI Pipe	15mm	1 metre	0.01	305.69	305.69	297.85	0.00	2.63
50	GI reducers		No.	0.00	170.91	170.91	151.92	0.00	12.50
8.Sanitary & Water Supply									
51	Indian Water Closet		No.	0.05	200.00	200.00	200.00	0.00	0.00
52	S.W.Gully Trap	6"x4"	No.	0.02	212.86	212.86	203.99	0.00	4.35
53	S.W.Bend	4"	No.	0.01	253.39	253.39	235.29	0.00	7.69
54	GI Pipe 20mm dia Hotwater line	20mm	1 metre	0.06	325.00	325.00	316.67	0.00	2.63
55	Stone ware pipe 100mm	100mm	1 metre	0.15	432.99	432.99	432.99	0.00	0.00
56	PVC 32mm dia	32mm	1 metre	0.14	189.16	189.16	178.65	0.00	5.88
57	PVC 20mm dia	20mm	1 metre	0.02	373.73	373.73	202.88	0.00	84.21
58	PVC rain water down fall 110mm	110mm	1 metre	0.27	170.07	170.07	159.86	0.00	6.38
59	HDPE Cylindrical		No.	0.45	200.00	200.00	195.38	0.00	2.36
II.Labour cost									
1. Skilled Labour									
60	Mason I & II (Brick Layer I & II Class)		No.	12.12	172.73	172.73	163.64	0.00	5.56
61	Carpenter		No.	1.12	211.11	211.11	200.00	0.00	5.56
62	Painter		No.	1.39	212.50	212.50	200.00	0.00	6.25
63	Fitter I & II		No.	0.70	237.50	237.50	225.00	0.00	5.56
64	Plumber		No.	0.11	237.50	237.50	225.00	0.00	5.56
65	Electrician Gr. I & II		No.	0.46	225.00	225.00	212.50	0.00	5.88
2.Unskilled Labour									
66	Mazdoor-men		No.	8.35	187.50	187.50	175.00	0.00	7.14
67	Mazdoor-Women		No.	8.43	231.11	231.11	213.33	0.00	8.33
68	Helper		No.	0.26	507.94	507.94	444.44	0.00	14.29
III.Other expenses									
69	Mixing Charges per mortar		cu.m	0.75	233.33	233.33	233.33	0.00	0.00
70	E.B.Connection charges		No.	0.38	341.59	341.59	313.04	0.00	9.12
71	Contingencies	2.5%		2.22	202.47	201.07	187.55	0.70	7.95
72	Supervision charges	10%		8.89	202.47	201.07	187.55	0.70	7.95
				100.00					

TABLE - 1
BUILDING CONSTRUCTION COST INDEX

CENTRE : CHENNAI

QUARTER : SEPTEMBER 2022
(BASE YEAR:2011-12=100)

Sl. No.	ITEM	Weight	INDEX			% Variation	
			Current Quarter Sep 2022	Previous Quarter June 2022	Correspon ding Qtr. of prev. year Sep 2021	Previous Quarter June 2022	Correspo nding Qtr. of prev. year Sep 2021
I	<u>MATERIAL COST</u>						
1	BRICKS & TILES	20.93	186.29	178.16	162.75	4.57	14.46
2	SAND, STONE & OTHER QUARRY PRODUCTS	11.55	300.06	307.16	275.23	-2.31	9.02
3	CEMENT & LIME	11.24	141.08	137.78	147.02	2.40	-4.04
4	TIMBER & OTHER WOODS	2.08	242.55	242.55	236.56	0.00	2.53
5	IRON & STEEL	4.78	185.82	185.82	156.69	0.00	18.59
6	ANCILLIARY MATERIALS	1.96	133.10	133.10	132.47	0.00	0.47
7	ELECTRICAL FITTINGS	1.13	225.85	226.54	214.41	-0.31	5.33
8	SANITARY WARE & WATER SUPPLY	1.15	230.56	230.56	222.12	0.00	3.80
II	<u>LABOUR COST</u>						
1	SKILLED LABOUR	15.90	183.71	183.71	173.91	0.00	5.64
2	UNSKILLED LABOUR	17.04	214.03	214.03	198.13	0.00	8.02
III	<u>OTHER EXPENSES</u>						
1	MIXING CHARGES	0.75	233.33	233.33	233.33	0.00	0.00
2	E.B.SERVICE CONNECTION CHARGES	0.38	341.59	341.59	313.04	0.00	9.12
3	CONTINGENCIES	2.22	202.54	201.07	187.55	0.73	7.99
4	SUPERVISION CHARGES	8.89	202.54	201.07	187.55	0.73	7.99
I	<i>MATERIAL COST</i>	54.82	202.93	200.66	186.73	1.13	8.67
II	<i>LABOUR COST</i>	32.94	199.40	199.40	186.44	0.00	6.95
III	<i>OTHER EXPENSES</i>	12.24	208.67	207.40	194.24	0.61	7.43
	BUILDING CONSTRUCTION COST INDEX	100	202.47	201.07	187.55	0.70	7.95

TABLE - 2A
BUILDING CONSTRUCTION COST INDEX
Item-wise Cost relative

Centre : Kancheepuram

Quarter : September 2022
(Base year:2011-12=100)

Sl. No.	Item	Specification	Unit	Weight	COST RELATIVE			% Variation	
					Current Quarter Sep 2022	Previous Quarter June 2022	Corresponding Qtr. of prev. year Sep 2021	Previous Quarter June 2022	Corresponding Qtr. of prev. year Sep 2021
I. Material cost									
1.Bricks and Tiles Products									
1	Bricks	9"x4.5"x2.25"	1000 Nos.	15.52	189.25	182.80	172.04	3.53	10.00
2	Brick Jelly	20mm	cu.m	0.61	220.63	220.63	203.13	0.00	8.62
3	Pressed Tiles	9"x9"	1000 Nos.	1.73	167.54	167.54	157.07	0.00	6.67
4	Glazes tiles	9"x9"	1 No.	0.15	416.67	416.67	380.95	0.00	9.38
5	Ceramic tiles	9"x9"	1 No.	0.86	357.14	357.14	357.14	0.00	0.00
2.Sand stone and other Quarry Products									
6	Sand for mortar	River	cu.m	3.57	504.63	504.63	504.63	0.00	0.00
7	Stone Jelly (HBSJ)	40mm	cu.m	4.24	142.32	142.32	137.91	0.00	3.20
8	Stone Jelly (HBSJ)	20mm	cu.m	0.40	128.05	128.05	128.05	0.00	0.00
9	Stone Jelly Chips (HBSJ)	10mm	cu.m	1.64	161.95	161.95	161.95	0.00	0.00
10	Rough stone		cu.m	0.48	260.42	243.06	243.06	7.14	7.14
11	Bond stone		cu.m	0.00	0.00	0.00	0.00	0.00	0.00
3.Cement and Lime									
12	Cement		M.T	13.32	149.78	146.45	139.80	2.27	7.14
13	Lime stone		cu.m	0.26	274.54	233.36	233.36	17.65	17.65
4.Timber and other wood									
14	TW Frame		sq.m	1.67	270.27	270.27	270.27	0.00	0.00
15	TW Panel door shutter		sq.m	0.76	285.71	285.71	275.00	0.00	3.90
16	Solid PVC door shutter		sq.m	0.68	125.00	125.00	100.00	0.00	25.00
5.Iron and Steel									
17	Mild Steel Rods	10mm	MT	1.51	152.59	148.23	130.79	2.94	16.67
18	Ribbed Tar Steel (RTS)	8mm	MT	2.46	154.84	148.39	131.51	4.35	17.74
19	Binding Wire		Kg	0.54	178.14	178.14	129.55	0.00	37.50
20	Door catch		No.	0.03	179.78	134.83	134.83	33.33	33.33
21	Hold fast		No.	0.07	242.42	242.42	181.82	0.00	33.33
22	Tower bolt receiver		No.	0.02	545.45	545.45	545.45	0.00	0.00
23	Steel window ventilator		Kq	1.33	208.70	208.70	191.30	0.00	9.09
6.Ancillary Materials									
24	Ready mix Prime paint		Ltr	0.11	160.40	160.40	150.38	0.00	6.67
25	Ready mix Synthetic Enamel paint		Ltr	0.07	156.58	156.58	142.35	0.00	10.00
26	Cement paint		Kg	2.06	217.39	217.39	195.65	0.00	11.11
27	Matt paint		Ltr	0.11	210.88	210.88	204.08	0.00	3.33
7.Electrical Fittings									
28	1.5sqmm copper cable		100 meter	0.59	146.83	150.79	154.76	-2.63	-5.13
29	PVC Pipe	20mm	1metre	0.08	400.00	420.00	400.00	-4.76	0.00
30	PVC bend		No.	0.04	476.19	476.19	476.19	0.00	0.00
31	PVC tee		No.	0.02	326.53	326.53	326.53	0.00	0.00
32	5amps 5 pin at switch board itself		No.	0.00	114.29	114.29	114.29	0.00	0.00
33	5amps 5 pin non interlocking switch		No.	0.01	250.00	250.00	222.22	0.00	12.50
34	Ceiling Rose		No.	0.02	216.61	216.61	209.39	0.00	3.45
35	Bakelite pattern Holder		No.	0.03	160.92	160.92	137.93	0.00	16.67
36	Bulk Head Fittings		No.	0.02	177.22	177.22	162.03	0.00	9.37
37	8 SWG GI wire		kg	0.05	162.71	162.71	176.27	0.00	-7.69
38	32 amps 500V fuse unit		No.	0.01	200.00	200.00	187.50	0.00	6.67
39	Junction box		No.	0.03	200.00	200.00	200.00	0.00	0.00
40	Jointbox		No.	0.02	159.57	159.57	127.66	0.00	25.00
41	Hylem sheet		No.	0.01	149.80	149.80	144.00	0.00	4.03
42	Flush type switch		No.	0.04	250.00	250.00	250.00	0.00	0.00
43	11wCFL bulb	11w	No.	0.01	133.33	133.33	133.33	0.00	0.00
44	Calling bell		No.	0.01	213.33	213.33	213.33	0.00	0.00
45	25amps single phase ELCB		No.	0.15	216.67	216.67	200.00	0.00	8.33
46	25mm GI pipe line	25mm	1 metre	0.06	235.29	250.98	258.82	-6.25	-9.09
47	GI Pipe 20mm(Earth pit)	20mm	1 metre	0.02	155.17	155.17	142.24	0.00	9.09
48	40mm dia GI pipe	40mm	1 metre	0.01	258.50	272.11	265.31	-5.00	-2.56
49	15mm GI Pipe	15mm	1 metre	0.01	285.71	285.71	285.71	0.00	0.00
50	GI reducers		No.	0.00	192.31	192.31	192.31	0.00	0.00
8.Sanitary & Water Supply									
51	Indian Water Closet		No.	0.10	144.07	144.07	135.59	0.00	6.25
52	S.W.Gully Trap	6"x4"	No.	0.03	132.48	132.48	132.48	0.00	0.00
53	S.W.Bend	4"	No.	0.02	204.65	204.65	204.65	0.00	0.00
54	GI Pipe 20mm dia Hotwater line	20mm	1 metre	0.14	178.57	185.71	178.57	-3.85	0.00
55	Stone ware pipe 100mm	100mm	1 metre	0.27	131.15	131.15	118.03	0.00	11.11
56	PVC 32mm dia	32mm	1 metre	0.16	212.77	234.04	234.04	-9.09	#DIV/0!
57	PVC 20mm dia	20mm	1 metre	0.02	378.38	324.32	324.32	16.67	16.67
58	PVC rain water down fall 110mm	110mm	1 metre	0.32	190.48	204.08	204.08	-6.67	-6.67
59	HDPE Cylindrical		No.	0.54	200.00	184.62	169.23	8.33	18.18
II.Labour cost									
1. Skilled Labour									
Mason I & II (Brick Layer I & II Class)									
60	II Class)		No.	10.83	218.18	218.18	193.94	0.00	12.50
61	Carpenter		No.	1.22	218.18	218.18	193.94	0.00	12.50
62	Painter		No.	1.50	220.69	220.69	193.10	0.00	14.29
63	Fitter I & II		No.	0.83	212.50	212.50	175.00	0.00	21.43
64	Plumber		No.	0.13	206.06	206.06	193.94	0.00	6.25
65	Electrician Gr I & II		No.	0.48	242.86	242.86	200.00	0.00	21.43
2.Unskilled Labour									
66	Mazdoor-men		No.	7.49	232.37	232.37	232.37	0.00	0.00
67	Mazdoor-Women		No.	7.37	290.91	290.91	290.91	0.00	0.00
68	Helper		No.	0.31	392.16	392.16	326.80	0.00	20.00
III.Other expenses									
69	Mixing Charges per mortar		cu.m	1.07	166.67	166.67	166.67	0.00	0.00
70	E.B.Connection charges		No.	0.63	185.62	185.62	156.74	0.00	18.42
71	Contingencies	2.5%		2.22	214.14	211.78	201.24	1.11	6.41
72	Supervision charges	10%		8.89	214.14	211.78	201.24	1.11	6.41
				100.00					

TABLE - 2
BUILDING CONSTRUCTION COST INDEX

CENTRE : KANCHEEPURAM

QUARTER : SEPTEMBER 2022
(BASE YEAR:2011-12=100)

Sl. No.	ITEM	Weight	INDEX			% Variation	
			Current Quarter Sep 2022	Previous Quarter June 2022	Corresponding Qtr. of prev. year Sep 2021	Previous Quarter June 2022	Corresponding Qtr. of prev. year Sep 2021
I	<u>MATERIAL COST</u>						
1	BRICKS & TILES	18.87	197.72	192.41	181.76	2.76	8.78
2	SAND, STONE & OTHER QUARRY PRODUCTS	10.33	275.33	274.53	272.72	0.29	0.96
3	CEMENT & LIME	13.58	152.21	146.20	139.91	4.11	8.79
4	TIMBER & OTHER WOODS	3.11	242.47	242.47	234.41	0.00	3.44
5	IRON & STEEL	5.95	170.90	166.91	146.58	2.39	16.59
6	ANCILLIARY MATERIALS	2.35	212.57	212.57	192.30	0.00	10.54
7	ELECTRICAL FITTINGS	1.25	200.58	204.59	202.37	-1.96	-0.88
8	SANITARY WARE & WATER SUPPLY	1.60	183.03	182.74	176.31	0.16	3.81
II	<u>LABOUR COST</u>						
1	SKILLED LABOUR	15.00	218.80	218.80	193.00	0.00	13.37
2	UNSKILLED LABOUR	15.16	264.02	264.02	262.71	0.00	0.50
III	<u>OTHER EXPENSES</u>						
1	MIXING CHARGES	1.07	166.67	166.67	166.67	0.00	0.00
2	E.B.SERVICE CONNECTION CHARGES	0.63	185.62	185.62	156.74	0.00	18.42
3	CONTINGENCIES	2.22	214.34	211.78	201.24	1.21	6.51
4	SUPERVISION CHARGES	8.89	214.34	211.78	201.24	1.21	6.51
I	<i>MATERIAL COST</i>	57.04	200.85	197.18	188.21	1.86	6.72
II	<i>LABOUR COST</i>	30.16	241.53	241.53	228.04	0.00	5.92
III	<i>OTHER EXPENSES</i>	12.80	208.79	206.75	196.19	0.99	6.42
	BUILDING CONSTRUCTION COST INDEX	100	214.14	211.78	201.24	1.11	6.41

TABLE - 3A
BUILDING CONSTRUCTION COST INDEX
Item-wise Cost relative

Quarter : September 2022
(Base year:2011-12=100)

Centre : Cuddalore

Sl. No.	Item	Specification	Unit	Weight	COST RELATIVE			% Variation	
					Current Quarter Sep 2022	Previous Quarter June 2022	Corresponding Qtr. of prev. year Sep 2021	Previous Quarter June 2022	Corresponding Qtr. of prev. year Sep 2021
I. Material cost									
1.Bricks and Tiles Products									
1	Bricks	9"x4.5"x2.25"	1000 Nos.	13.72	181.82	181.82	147.73	0.00	23.08
2	Brick Jelly	20mm	cu.m	0.42	131.47	131.47	125.55	0.00	4.72
3	Pressed Tiles	9"x9"	1000 Nos.	2.29	170.37	170.37	155.56	0.00	9.52
4	Glazes tiles	9"x9"	1 No.	0.13	437.50	437.50	437.50	0.00	0.00
5	Ceramic tiles	9"x9"	1 No.	0.80	171.43	171.43	147.86	0.00	15.94
2.Sand stone and other Quarry Products									
6	Sand for mortar	River	cu.m	3.97	465.60	465.60	465.60	0.00	0.00
7	Stone Jelly (HBSJ)	40mm	cu.m	3.46	132.61	132.61	127.42	0.00	4.08
8	Stone Jelly (HBSJ)	20mm	cu.m	0.36	113.71	113.71	160.91	0.00	-29.33
9	Stone Jelly Chips (HBSJ)	10mm	cu.m	1.09	143.12	143.12	135.83	0.00	5.37
10	Rough stone		cu.m	0.44	156.25	156.25	154.51	0.00	1.12
11	Bond stone		cu.m	0.57	174.92	174.92	174.10	0.00	0.47
3.Cement and Lime									
12	Cement		M.T	13.04	139.68	139.68	142.86	0.00	-2.22
13	Lime stone		cu.m	0.12	328.42	293.05	293.05	12.07	12.07
4.Timber and other wood									
14	TW Frame		sq.m	1.41	300.00	300.00	300.00	0.00	0.00
15	TW Panel door shutter		sq.m	0.92	205.56	205.56	188.89	0.00	8.82
16	Solid PVC door shutter		sq.m	0.58	160.68	157.26	143.59	2.17	11.90
5.Iron and Steel									
17	Mild Steel Rods	10mm	MT	1.30	177.38	177.38	180.95	0.00	-1.97
18	Ribbed Tar Steel (RTS)	8mm	MT	2.12	177.91	177.91	176.74	0.00	0.66
19	Binding Wire		Kg	0.57	134.75	134.75	127.66	0.00	5.56
20	Door catch		No.	0.02	142.86	142.86	131.14	0.00	8.93
21	Hold fast		No.	0.12	230.77	230.77	230.77	0.00	0.00
22	Tower bolt receiver		No.	0.03	342.86	342.86	314.29	0.00	9.09
23	Steel window ventilator		Kg	1.24	208.70	208.70	191.30	0.00	9.09
6.Ancillary Materials									
24	Ready mix Prime paint		Ltr	0.11	175.00	150.00	150.00	16.67	16.67
25	Ready mix Synthetic Enamel paint		Ltr	0.06	173.58	150.94	150.94	15.00	15.00
26	Cement paint		Kg	1.84	136.36	136.36	125.00	0.00	9.09
27	Matt paint		Ltr	0.15	136.36	125.00	125.00	9.09	9.09
7.Electrical Fittings									
28	1.5sqmm copper cable		100 meter	0.36	245.02	245.02	220.52	0.00	11.11
29	PVC Pipe	20mm	1metre	0.15	600.00	600.00	600.00	0.00	0.00
30	PVC bend		No.	0.03	742.86	723.81	666.67	2.63	11.43
31	PVC tee		No.	0.02	444.44	444.44	285.71	0.00	55.56
32	5amps 5 pin at switch board itself		No.	0.01	110.00	110.00	110.00	0.00	0.00
33	5amps 5 pin non interlocking switch		No.	0.01	166.67	166.67	166.67	0.00	0.00
34	Ceiling Rose		No.	0.02	223.33	216.00	208.00	3.40	7.37
35	Bakelite pattern Holder		No.	0.02	125.00	125.00	125.00	0.00	0.00
36	Bulk Head Fittings		No.	0.02	170.00	170.00	170.00	0.00	0.00
37	8 SWG GI wire		kg	0.06	148.34	145.78	140.66	1.75	5.45
38	32 amps 500V fuse unit		No.	0.01	417.65	400.00	376.47	4.41	10.94
39	Junction box		No.	0.04	156.25	156.25	156.25	0.00	0.00
40	Jointbox		No.	0.02	128.57	122.86	122.86	4.65	4.65
41	Hvlem sheet		No.	0.01	143.85	143.85	129.93	0.00	10.71
42	Flush type switch		No.	0.05	166.67	166.67	166.67	0.00	0.00
43	11wCFL bulb	11w	No.	0.01	175.00	175.00	162.50	0.00	7.69
44	Calling bell		No.	0.01	144.44	144.44	111.11	0.00	30.00
45	25amps single phase ELCB		No.	0.24	164.04	164.04	100.95	0.00	62.50
46	25mm GI pipe line	25mm	1 metre	0.05	155.32	155.32	155.32	0.00	0.00
47	GI Pipe 20mm(Earth pit)	20mm	1 metre	0.01	153.85	146.15	146.15	5.26	5.26
48	40mm dia GI pipe	40mm	1 metre	0.01	119.93	119.93	114.99	0.00	4.29
49	15mm GI Pipe	15mm	1 metre	0.01	125.10	125.10	115.23	0.00	8.57
50	GI reducers		No.	0.00	336.63	336.63	336.63	0.00	0.00
8.Sanitary & Water Supply									
51	Indian Water Closet		No.	0.07	174.42	174.42	159.30	0.00	9.49
52	S.W.Gully Trap	6"x4"	No.	0.01	212.50	212.50	187.50	0.00	13.33
53	S.W.Bend	4"	No.	0.01	143.75	143.75	140.00	0.00	2.68
54	GI Pipe 20mm dia Hotwater line	20mm	1 metre	0.06	183.33	183.33	175.00	0.00	4.76
55	Stone ware pipe 100mm	100mm	1 metre	0.27	187.50	187.50	130.00	0.00	44.23
56	PVC 32mm dia	32mm	1 metre	0.14	197.80	197.80	135.60	0.00	45.87
57	PVC 20mm dia	20mm	1 metre	0.02	220.63	215.11	132.93	2.56	65.98
58	PVC rain water down fall 110mm	110mm	1 metre	0.23	305.62	301.12	261.03	1.49	17.08
59	HDPE Cylindrical		No.	0.50	292.31	292.31	292.31	0.00	0.00
II.Labour cost									
1. Skilled Labour									
60	Mason I & II (Brick Layer I & II Class)		No.	12.27	160.00	160.00	160.00	0.00	0.00
61	Carpenter		No.	1.35	164.10	164.10	164.10	0.00	0.00
62	Painter		No.	1.55	187.50	187.50	187.50	0.00	0.00
63	Fitter I & II		No.	0.78	200.00	200.00	200.00	0.00	0.00
64	Plumber		No.	0.12	200.00	200.00	200.00	0.00	0.00
65	Electrician Gr I & II		No.	0.52	196.92	196.92	172.31	0.00	14.29
2.Unskilled Labour									
66	Mazdoor-men		No.	8.13	200.00	200.00	200.00	0.00	0.00
67	Mazdoor-Women		No.	7.88	232.80	232.80	232.80	0.00	0.00
68	Helper		No.	0.37	325.00	325.00	300.00	0.00	8.33
III.Other expenses									
69	Mixing Charges per mortar		cu.m	2.14	180.65	180.65	180.65	0.00	0.00
70	E.B.Connection charges		No.	0.42	178.15	178.15	178.15	0.00	0.00
71	Contingencies	2.5%		2.22	192.29	191.89	184.57	0.21	4.18
72	Supervision charges	10%		8.89	192.29	191.89	184.57	0.21	4.18
				100.00					12.30

**TABLE - 3
BUILDING CONSTRUCTION COST INDEX**

**QUARTER : SEPTEMBER 2022
(BASE YEAR:2011-12=100)**

CENTRE : CUDDALORE

Sl. No	ITEM	Weight	INDEX			% Variation	
			Current Quarter Sep 2022	Previous Quarter June 2022	Corresponding Qtr. of prev. year Sep 2021	Previous Quarter June 2022	Corresponding Qtr. of prev. year Sep 2021
I	<u>MATERIAL COST</u>						
1	BRICKS & TILES	17.37	180.57	180.57	150.45	0.00	20.02
2	SAND, STONE & OTHER QUARRY PRODUCTS	9.89	270.22	270.22	269.19	0.00	0.38
3	CEMENT & LIME	13.17	141.41	139.45	142.55	1.41	-0.80
4	TIMBER & OTHER WOODS	2.90	242.43	241.75	233.76	0.28	3.71
5	IRON & STEEL	5.40	182.32	182.32	177.76	0.00	2.57
6	ANCILLIARY MATERIALS	2.16	139.30	136.65	126.95	1.94	9.73
7	ELECTRICAL FITTINGS	1.17	263.81	262.68	236.51	0.43	11.54
8	SANITARY WARE & WATER SUPPLY	1.30	249.02	248.17	220.04	0.35	13.17
II	<u>LABOUR COST</u>						
1	SKILLED LABOUR	16.58	166.23	166.23	165.45	0.00	0.47
2	UNSKILLED LABOUR	16.39	218.62	218.62	218.06	0.00	0.26
III	<u>OTHER EXPENSES</u>						
1	MIXING CHARGES	2.14	180.65	180.65	180.65	0.00	0.00
2	E.B.SERVICE CONNECTION CHARGES	0.42	178.15	178.15	178.15	0.00	0.00
3	CONTINGENCIES	2.22	192.00	191.89	184.57	0.06	4.03
4	SUPERVISION CHARGES	8.89	192.00	191.89	184.57	0.06	4.03
I	<i>MATERIAL COST</i>	53.36	192.89	192.21	180.43	0.35	6.90
II	<i>LABOUR COST</i>	32.97	192.27	192.27	191.60	0.00	0.35
III	<i>OTHER EXPENSES</i>	13.67	190.03	189.70	183.76	0.17	3.41
	BUILDING CONSTRUCTION COST INDEX	100	192.29	191.89	184.57	0.21	4.18

TABLE - 4A
BUILDING CONSTRUCTION COST INDEX
Item-wise Cost relative

Quarter : September 2022
(Base year:2011-12=100)

Centre : Vellore

Sl. No.	Item	Specification	Unit	Weight	COST RELATIVE			% Variation	
					Current Quarter Sep 2022	Previous Quarter June 2022	Corresponding Qtr. of prev. year Sep 2021	Previous Quarter June 2022	Corresponding Qtr. of prev. year Sep 2021
I. Material cost									
1.Bricks and Tiles Products									
1	Bricks	9"x4.5"x2.25"	1000 Nos.	17.17	170.21	161.70	144.68	5.26	17.65
2	Brick Jelly	20mm	cu.m	0.78	139.04	132.30	128.49	5.09	8.21
3	Pressed Tiles	9"x9"	1000 Nos.	1.69	235.29	235.29	235.29	0.00	0.00
4	Glazes tiles	9"x9"	1 No.	0.16	238.10	238.10	238.10	0.00	0.00
5	Ceramic tiles	9"x9"	1 No.	0.94	257.14	250.00	241.43	2.86	6.51
2.Sand stone and other Quarry Products									
6	Sand for mortar	River	cu.m	4.80	410.49	451.27	410.49	-9.04	0.00
7	Stone Jelly (HBSJ)	40mm	cu.m	4.06	184.69	184.69	184.69	0.00	0.00
8	Stone Jelly (HBSJ)	20mm	cu.m	0.42	143.07	143.07	143.07	0.00	0.00
9	Stone Jelly Chips (HBSJ)	10mm	cu.m	1.28	222.49	222.49	207.92	0.00	7.00
10	Rough stone		cu.m	0.38	257.14	252.38	211.90	1.89	21.35
11	Bond stone		cu.m	0.65	166.67	166.67	178.33	0.00	-6.54
3.Cement and Lime									
12	Cement		M.T	14.50	150.63	150.63	153.97	0.00	-2.17
13	Lime stone		cu.m	0.17	352.94	297.06	297.06	18.81	18.81
4.Timber and other wood									
14	TW Frame		sq.m	1.30	185.19	185.19	158.73	0.00	16.67
15	TW Panel door shutter		sq.m	1.07	188.89	188.89	177.78	0.00	6.25
16	Solid PVC door shutter		sq.m	0.45	142.86	132.65	127.55	7.69	12.00
5.Iron and Steel									
17	Mild Steel Rods	10mm	MT	1.59	160.23	160.23	140.91	0.00	13.71
18	Ribbed Tar Steel (RTS)	8mm	MT	2.51	149.86	149.86	149.86	0.00	0.00
19	Binding Wire		Kg	0.59	120.00	115.20	136.00	4.17	-11.76
20	Door catch		No.	0.03	400.00	400.00	131.43	0.00	204.35
21	Hold fast		No.	0.04	200.00	200.00	200.00	0.00	0.00
22	Tower bolt receiver		No.	0.02	416.67	388.89	388.89	7.14	7.14
23	Steel window ventilator		Kg	1.45	226.09	226.09	200.00	0.00	13.04
6.Ancillary Materials									
24	Ready mix Prime paint		Ltr	0.09	193.33	193.33	190.00	0.00	1.75
25	Ready mix Synthetic Enamel paint		Ltr	0.06	209.09	204.55	200.00	2.22	4.55
26	Cement paint		Kg	2.16	181.82	181.82	136.36	0.00	33.33
27	Matt paint		Ltr	0.11	196.43	192.86	185.71	1.85	5.77
7.Electrical Fittings									
28	1.5sqmm copper cable		100 meter	0.28	283.64	283.64	283.64	0.00	0.00
29	PVC Pipe	20mm	1metre	0.12	328.57	328.57	642.86	0.00	-48.89
30	PVC bend		No.	0.04	416.67	416.67	416.67	0.00	0.00
31	PVC tee		No.	0.02	444.44	444.44	444.44	0.00	0.00
32	5amps 5 pin at switch board itself		No.	0.00	138.46	138.46	138.46	0.00	0.00
33	5amps 5 pin non interlocking switch		No.	0.01	208.33	208.33	208.33	0.00	0.00
34	Ceiling Rose		No.	0.01	300.00	280.00	210.00	7.14	42.86
35	Bakelite pattern Holder		No.	0.03	205.56	205.56	200.00	0.00	2.78
36	Bulk Head Fittings		No.	0.01	360.00	360.00	360.00	0.00	0.00
37	8 SWG GI wire		kg	0.04	279.33	279.33	203.15	0.00	37.50
38	32 amps 500V fuse unit		No.	0.01	457.14	457.14	457.14	0.00	0.00
39	Junction box		No.	0.04	400.00	400.00	333.33	0.00	20.00
40	Jointbox		No.	0.02	255.32	255.32	255.32	0.00	0.00
41	Hylem sheet		No.	0.02	130.63	130.63	130.63	0.00	0.00
42	Flush type switch		No.	0.05	133.33	133.33	133.33	0.00	0.00
43	11wCFL bulb	11w	No.	0.01	150.00	150.00	150.00	0.00	0.00
44	Calling bell		No.	0.01	344.44	344.44	344.44	0.00	0.00
45	25amps single phase ELCB		No.	0.29	124.92	124.92	124.92	0.00	0.00
46	25mm GI pipe line	25mm	1 metre	0.06	181.82	181.82	181.82	0.00	0.00
47	GI Pipe 20mm(Earth pit)	20mm	1 metre	0.01	284.62	284.62	276.92	0.00	2.78
48	40mm dia GI pipe	40mm	1 metre	0.01	239.29	239.29	235.71	0.00	1.52
49	15mm GI Pipe	15mm	1 metre	0.01	250.00	250.00	216.67	0.00	15.38
50	GI reducers		No.	0.01	142.86	142.86	115.43	0.00	23.76
8.Sanitary & Water Supply									
51	Indian Water Closet		No.	0.07	270.27	270.27	243.24	0.00	11.11
52	S.W.Gully Trap	6"x4"	No.	0.01	450.00	450.00	433.33	0.00	3.85
53	S.W.Bend	4"	No.	0.01	422.22	422.22	355.56	0.00	18.75
54	GI Pipe 20mm dia Hotwater line	20mm	1 metre	0.07	416.67	416.67	273.33	0.00	52.44
55	Stone ware pipe 100mm	100mm	1 metre	0.16	375.00	375.00	350.00	0.00	7.14
56	PVC 32mm dia	32mm	1 metre	0.17	266.67	266.67	266.67	0.00	0.00
57	PVC 20mm dia	20mm	1 metre	0.02	444.44	444.44	333.33	0.00	33.33
58	PVC rain water down fall 110mm	110mm	1 metre	0.23	221.05	221.05	200.00	0.00	10.53
59	HDPE Cylindrical		No.	0.59	184.62	184.62	184.62	0.00	0.00
II.Labour cost									
1. Skilled Labour									
60	Mason I & II (Brick Layer I & II Class)		No.	8.62	283.33	283.33	233.33	0.00	21.43
61	Carpenter		No.	0.97	266.67	266.67	233.33	0.00	14.29
62	Painter		No.	1.13	280.00	280.00	280.00	0.00	0.00
63	Fitter I & II		No.	0.57	320.00	300.00	280.00	6.67	14.29
64	Plumber		No.	0.09	320.00	290.00	280.00	10.34	14.29
65	Electrician Gr I & II		No.	0.38	300.00	280.00	280.00	7.14	7.14
2.Unskilled Labour									
66	Mazdoor-men		No.	7.15	209.52	198.10	198.10	5.77	5.77
67	Mazdoor-Women		No.	6.65	264.71	241.18	241.18	9.76	9.76
68	Helper		No.	0.24	446.43	446.43	446.43	0.00	0.00
III.Other expenses									
69	Mixing Charges per mortar		cu.m	1.58	328.21	328.21	315.08	0.00	4.17
70	E.B.Connection charges		No.	0.61	272.01	272.01	272.01	0.00	0.00
71	Contingencies	2.5%		2.22	216.21	213.29	200.05	1.37	8.08
72	Supervision charges	10%		8.89	216.21	213.29	200.05	1.37	8.08
				100.00					7.42

TABLE - 4
BUILDING CONSTRUCTION COST INDEX

QUARTER : SEPTEMBER 2022

(BASE YEAR:2011-12=100)

CENTRE : VELLORE

Sl. No	ITEM	Weight	INDEX			% Variation	
			Current Quarter Sep 2022	Previous Quarter June 2022	Corresponding Qtr. of prev. year Sep 2021	Previous Quarter June 2022	Corresponding Qtr. of prev. year Sep 2021
I	<u>MATERIAL COST</u>						
1	BRICKS & TILES	20.75	178.82	171.20	156.57	4.45	14.21
2	SAND, STONE & OTHER QUARRY PRODUCTS	11.58	282.27	299.01	279.84	-5.60	0.87
3	CEMENT & LIME	14.67	152.96	151.16	154.47	1.19	-0.98
4	TIMBER & OTHER WOODS	2.82	179.80	178.16	160.96	0.92	11.70
5	IRON & STEEL	6.23	169.65	169.10	158.98	0.32	6.71
6	ANCILLIARY MATERIALS	2.42	183.60	183.32	142.26	0.15	29.06
7	ELECTRICAL FITTINGS	1.11	240.92	240.66	267.50	0.11	-9.94
8	SANITARY WARE & WATER SUPPLY	1.31	247.63	247.63	230.26	0.00	7.55
II	<u>LABOUR COST</u>						
1	SKILLED LABOUR	11.76	284.22	282.38	241.93	0.65	17.48
2	UNSKILLED LABOUR	14.04	239.78	222.82	222.82	7.61	7.61
III	<u>OTHER EXPENSES</u>						
1	MIXING CHARGES	1.58	328.21	328.21	315.08	0.00	4.17
2	E.B.SERVICE CONNECTION CHARGES	0.61	272.01	272.01	272.01	0.00	0.00
3	CONTINGENCIES	2.22	216.21	213.29	200.05	1.37	8.08
4	SUPERVISION CHARGES	8.89	216.21	213.29	200.05	1.37	8.08
I	<i>MATERIAL COST</i>	60.90	194.18	194.18	183.00	0.00	6.11
II	<i>LABOUR COST</i>	25.80	260.04	249.98	231.53	4.03	12.31
III	<i>OTHER EXPENSES</i>	13.30	232.08	229.64	217.02	1.06	6.94
	BUILDING CONSTRUCTION COST INDEX	100	216.21	213.29	200.05	1.37	8.08

TABLE - 5A
BUILDING CONSTRUCTION COST INDEX

Item-wise Cost relative

Quarter : September 2022
(Base year:2011-12=100)

Centre : Salem

Sl. No.	Item	Specification	Unit	Weight	COST RELATIVE			% Variation	
					Current Quarter Sep 2022	Previous Quarter June 2022	Corresponding Qtr. of prev. year Sep 2021	Previous Quarter June 2022	Corresponding Qtr. of prev. year Sep 2021
I. Material cost									
1.Bricks and Tiles Products									
1	Bricks	9"x4.5"x2.25"	1000 Nos.	16.39	197.26	186.30	164.38	5.88	20.00
2	Brick Jelly	20mm	cu.m	0.48	163.78	151.59	151.59	8.04	8.04
3	Pressed Tiles	9"x9"	1000 Nos.	1.42	262.07	262.07	220.69	0.00	18.75
4	Glazes tiles	9"x9"	1 No.	0.15	387.50	350.00	300.00	10.71	29.17
5	Ceramic tiles	9"x9"	1 No.	0.54	429.45	380.37	343.56	12.90	25.00
2.Sand stone and other Quarry Products									
6	Sand for mortar	River	cu.m	4.75	400.18	480.18	480.18	-16.66	-16.66
7	Stone Jelly (HBSJ)	40mm	cu.m	3.33	152.70	140.60	146.65	8.61	4.13
8	Stone Jelly (HBSJ)	20mm	cu.m	0.37	120.76	111.43	116.03	8.37	4.08
9	Stone Jelly Chips (HBSJ)	10mm	cu.m	1.80	129.80	119.77	114.83	8.37	13.04
10	Rough stone		cu.m	0.49	244.00	231.27	236.36	5.50	3.23
11	Bond stone		cu.m	0.67	531.56	398.67	398.67	33.33	33.33
3.Cement and Lime									
12	Cement		M.T	14.31	143.33	146.67	143.33	-2.27	0.00
13	Lime stone		cu.m	0.17	176.47	144.12	117.65	22.45	50.00
4.Timber and other wood									
14	TW Frame		sq.m	1.38	156.25	156.25	156.25	0.00	0.00
15	TW Panel door shutter		sq.m	0.92	139.68	139.68	130.79	0.00	6.80
16	Solid PVC door shutter		sq.m	0.39	138.14	138.14	106.98	0.00	29.13
5.Iron and Steel									
17	Mild Steel Rods	10mm	MT	1.71	151.45	153.53	134.85	-1.35	12.31
18	Ribbed Tar Steel (RTS)	8mm	MT	2.77	150.87	152.92	136.81	-1.34	10.28
19	Binding Wire		Kg	0.54	200.00	208.70	226.09	-4.17	-11.54
20	Door catch		No.	0.02	171.88	203.13	203.13	-15.38	-15.38
21	Hold fast		No.	0.07	317.46	285.71	238.10	11.11	33.33
22	Tower bolt receiver		No.	0.03	183.33	200.00	166.67	-8.33	10.00
23	Steel window ventilator		Kq	1.43	139.13	139.13	135.65	0.00	2.56
6.Ancillary Materials									
24	Ready mix Prime paint		Ltr	0.13	147.62	142.86	123.81	3.33	19.23
25	Ready mix Synthetic Enamel paint		Ltr	0.06	179.17	179.17	145.83	0.00	22.86
26	Cement paint		Kq	2.17	133.33	133.33	122.22	0.00	9.09
27	Matt paint		Ltr	0.11	154.39	147.37	140.35	4.76	10.00
7.Electrical Fittings									
28	1.5samm copper cable		100 meter	0.49	183.59	183.59	153.85	0.00	19.33
29	PVC Pipe	20mm	1metre	0.12	565.28	409.56	346.10	38.02	63.33
30	PVC bend		No.	0.04	229.37	229.37	253.97	0.00	-9.69
31	PVC tee		No.	0.02	206.43	357.14	357.14	-42.20	-42.20
32	5amps 5 pin at switch board itself		No.	0.01	114.29	114.29	114.29	0.00	0.00
33	5amps 5 pin non interlocking switch		No.	0.01	340.00	340.00	190.00	0.00	78.95
34	Ceiling Rose		No.	0.02	320.00	304.00	226.67	5.26	41.18
35	Bakelite pattern Holder		No.	0.02	274.29	274.29	222.86	0.00	23.08
36	Bulk Head Fittings		No.	0.01	412.90	412.90	270.97	0.00	52.38
37	8 SWG GI wire		kq	0.04	229.66	229.66	179.78	0.00	27.75
38	32 amps 500V fuse unit		No.	0.02	244.90	244.90	361.52	0.00	-32.26
39	Junction box		No.	0.04	106.67	106.67	120.00	0.00	-11.11
40	Jointbox		No.	0.02	122.35	91.76	122.35	33.33	0.00
41	Hylem sheet		No.	0.02	153.13	153.13	139.21	0.00	10.00
42	Flush type switch		No.	0.05	142.86	142.86	142.86	0.00	0.00
43	11wCFL bulb	11w	No.	0.01	242.20	159.02	119.88	52.31	102.04
44	Calling bell		No.	0.01	480.87	480.87	480.87	0.00	0.00
45	25amps single phase ELCB		No.	0.28	144.79	144.79	115.77	0.00	25.07
46	25mm GI pipe line	25mm	1 metre	0.06	303.64	303.64	350.00	0.00	-13.25
47	GI Pipe 20mm(Earth pit)	20mm	1 metre	0.02	208.00	208.00	189.33	0.00	9.86
48	40mm dia GI pipe	40mm	1 metre	0.01	282.19	282.19	325.93	0.00	-13.42
49	15mm GI Pipe	15mm	1 metre	0.01	306.17	306.17	350.62	0.00	-12.68
50	GI reducers		No.	0.00	221.43	214.29	178.57	3.33	24.00
8.Sanitary & Water Supply									
51	Indian Water Closet		No.	0.07	171.05	171.05	131.58	0.00	30.00
52	S.W.Gully Trap	6"x4"	No.	0.02	320.00	311.11	217.78	2.86	46.94
53	S.W.Bend	4"	No.	0.01	309.86	436.62	408.45	-29.03	-24.14
54	GI Pipe 20mm dia Hotwater line	20mm	1 metre	0.10	264.86	264.86	230.27	0.00	15.02
55	Stone ware pipe 100mm	100mm	1 metre	0.19	484.10	484.10	410.26	0.00	18.00
56	PVC 32mm dia	32mm	1 metre	0.17	186.81	252.75	252.75	-26.09	-26.09
57	PVC 20mm dia	20mm	1 metre	0.02	231.66	319.91	314.40	-27.59	-26.32
58	PVC rain water down fall 110mm	110mm	1 metre	0.33	206.43	257.14	256.43	-19.72	-19.50
59	HDPE Cylindrical		No.	0.58	147.69	138.46	138.46	6.67	6.67
II.Labour cost									
1. Skilled Labour									
60	Mason I & II (Brick Layer I & II Class)		No.	10.42	244.23	244.23	244.23	0.00	0.00
61	Carpenter		No.	1.09	291.97	233.58	233.58	25.00	25.00
62	Painter		No.	1.36	245.90	229.51	229.51	7.14	7.14
63	Fitter I & II		No.	0.68	295.08	262.30	262.30	12.50	12.50
64	Plumber		No.	0.11	295.08	262.30	262.30	12.50	12.50
65	Electrician Gr I & II		No.	0.43	271.65	254.67	254.67	6.67	6.67
2.Unskilled Labour									
66	Mazdoor-men		No.	6.02	311.11	311.11	311.11	0.00	0.00
67	Mazdoor-Women		No.	7.45	258.06	232.26	232.26	11.11	11.11
68	Helper		No.	0.31	410.26	410.26	307.69	0.00	33.33
III.Other expenses									
69	Mixing Charges per mortar		cu.m	0.61	221.05	200.00	200.00	10.53	10.53
70	E.B.Connection charges		No.	0.97	147.70	157.87	143.26	-6.44	3.09
71	Contingencies	2.5%		2.22	217.69	214.77	206.86	1.36	5.23
72	Supervision charges	10%		8.89	217.69	214.77	206.86	1.36	5.23
				100.00					-1.66

TABLE - 5
BUILDING CONSTRUCTION COST INDEX

QUARTER : SEPTEMBER 2022
(BASE YEAR:2011-12=100)

CENTRE : SALEM

Sl. No	ITEM	Weight	INDEX			% Variation	
			Current Quarter Sep 2022	Previous Quarter June 2022	Corresponding Qtr. of prev. year Sep 2021	Previous Quarter June 2022	Corresponding Qtr. of prev. year Sep 2021
I	<u>MATERIAL COST</u>						
1	BRICKS & TILES	18.98	209.38	197.91	174.45	5.79	20.03
2	SAND, STONE & OTHER QUARRY PRODUCTS	11.41	277.23	296.81	298.16	-6.59	-7.02
3	CEMENT & LIME	14.48	143.71	146.64	143.04	-1.99	0.47
4	TIMBER & OTHER WOODS	2.70	147.95	147.95	140.39	0.00	5.39
5	IRON & STEEL	6.57	154.41	156.39	144.75	-1.27	6.68
6	ANCILLIARY MATERIALS	2.47	136.19	135.62	123.72	0.42	10.08
7	ELECTRICAL FITTINGS	1.34	226.13	203.74	184.43	10.99	22.61
8	SANITARY WARE & WATER SUPPL	1.48	221.55	238.80	223.60	-7.22	-0.92
II	<u>LABOUR COST</u>						
1	SKILLED LABOUR	14.09	251.79	243.32	243.32	3.48	3.48
2	UNSKILLED LABOUR	13.79	284.71	270.76	268.43	5.15	6.07
III	<u>OTHER EXPENSES</u>						
1	MIXING CHARGES	0.61	221.05	200.00	200.00	10.53	10.53
2	E.B.SERVICE CONNECTION CHAR	0.97	147.70	157.87	143.26	-6.44	3.09
3	CONTINGENCIES	2.22	217.69	214.77	206.86	1.36	5.23
4	SUPERVISION CHARGES	8.89	217.69	214.77	206.86	1.36	5.23
I	<i>MATERIAL COST</i>	59.43	195.17	196.10	185.05	-0.47	5.47
II	<i>LABOUR COST</i>	27.88	268.07	256.89	255.74	4.35	4.82
III	<i>OTHER EXPENSES</i>	12.69	212.48	209.70	201.65	1.33	5.37
	BUILDING CONSTRUCTION COST INDEX	100	217.69	214.77	206.86	1.36	5.23

TABLE - 6A
BUILDING CONSTRUCTION COST INDEX

Item-wise Cost relative

Quarter : September 2022
(Base year:2011-12=100)

Centre : Dharmapuri

Sl. No.	Item	Specification	Unit	Weight	COST RELATIVE			% Variation	
					Current Quarter Sep 2022	Previous Quarter June 2022	Corresponding Qtr. of prev. year Sep 2021	Previous Quarter June 2022	Corresponding Qtr. of prev. year Sep 2021
I. Material cost									
1. Bricks and Tiles Products									
1	Bricks	9"x4.5"x2.25"	1000 Nos	15.86	197.26	197.26	177.02	0.00	11.43
2	Brick Jelly	20mm	cu.m	0.54	238.99	238.99	238.99	0.00	0.00
3	Pressed Tiles	9"x9"	1000 Nos	1.82	168.17	168.17	168.17	0.00	0.00
4	Glazes tiles	9"x9"	1 No.	0.51	175.00	175.00	175.00	0.00	0.00
5	Ceramic tiles	9"x9"	1 No.	0.60	441.72	441.72	441.72	0.00	0.00
2. Sand stone and other Quarry Products									
6	Sand for mortar	River	cu.m	3.83	665.41	665.41	665.41	0.00	0.00
7	Stone Jelly (HBSJ)	40mm	cu.m	2.84	200.00	200.00	223.50	0.00	-10.52
8	Stone Jelly (HBSJ)	20mm	cu.m	0.42	139.27	139.27	148.47	0.00	-6.19
9	Stone Jelly Chips (HBSJ)	10mm	cu.m	2.00	149.72	149.72	159.60	0.00	-6.19
10	Rough stone		cu.m	0.57	295.14	295.14	295.14	0.00	0.00
11	Bond stone		cu.m	1.59	187.50	187.50	187.50	0.00	0.00
3. Cement and Lime									
12	Cement		M.T	15.11	144.49	144.49	169.16	0.00	-14.58
13	Lime stone		cu.m	0.19	352.94	239.29	239.29	47.49	47.49
4. Timber and other wood									
14	TW Frame		sq.m	1.99	151.52	151.52	151.52	0.00	0.00
15	TW Panel door shutter		sq.m	1.03	152.38	152.38	152.38	0.00	0.00
16	Solid PVC door shutter		sq.m	0.57	114.79	114.79	123.62	0.00	-7.14
5. Iron and Steel									
17	Mild Steel Rods	10mm	MT	1.54	210.93	210.93	126.05	0.00	67.35
18	Ribbed Tar Steel (RTS)	8mm	MT	2.64	199.28	199.28	120.05	0.00	66.00
19	Binding Wire		Kq	0.58	179.37	179.37	179.37	0.00	0.00
20	Door catch		No.	0.03	312.50	312.50	325.00	0.00	-3.85
21	Hold fast		No.	0.08	468.75	381.25	381.25	22.95	22.95
22	Tower bolt receiver		No.	0.06	128.34	128.34	117.65	0.00	9.09
23	Steel window ventilator		Kq	1.60	226.09	226.09	173.91	0.00	30.00
6. Ancillary Materials									
24	Ready mix Prime paint		Ltr	0.14	147.62	147.62	138.10	0.00	6.90
25	Ready mix Synthetic Enamel paint		Ltr	0.07	158.33	158.33	150.00	0.00	5.56
26	Cement paint		Kq	2.48	130.43	130.43	119.57	0.00	9.09
27	Matt paint		Ltr	0.13	217.69	217.69	132.65	0.00	64.10
7. Electrical Fittings									
28	1.5sqmm copper cable		100 metre	0.59	189.57	189.57	161.14	0.00	17.65
29	PVC Pipe	20mm	1 metre	0.19	700.00	720.00	700.00	-2.78	0.00
30	PVC bend		No.	0.05	380.95	380.95	253.97	0.00	50.00
31	PVC tee		No.	0.03	326.53	326.53	326.53	0.00	0.00
32	5amps 5 pin at switch board itself		No.	0.01	115.38	115.38	115.38	0.00	0.00
33	5amps 5 pin non interlocking switch		No.	0.01	350.00	350.00	325.00	0.00	7.69
34	Ceiling Rose		No.	0.03	218.75	187.50	187.50	16.67	16.67
35	Bakelite pattern Holder		No.	0.03	191.78	191.78	164.38	0.00	16.67
36	Bulk Head Fittings		No.	0.02	210.53	210.53	147.37	0.00	42.86
37	8 SWG GI wire		kq	0.04	253.81	253.81	149.75	0.00	69.49
38	32 amps 500V fuse unit		No.	0.01	266.67	266.67	266.67	0.00	0.00
39	Junction box		No.	0.05	120.00	120.00	106.67	0.00	12.50
40	Jointbox		No.	0.02	333.33	333.33	144.44	0.00	130.77
41	Hvlem sheet		No.	0.02	157.77	146.17	146.17	7.94	7.94
42	Flush type switch		No.	0.06	200.00	200.00	200.00	0.00	0.00
43	11wCFL bulb	11w	No.	0.01	216.67	216.67	200.00	0.00	8.33
44	Calling bell		No.	0.01	250.00	333.33	291.67	-25.00	-14.29
45	25amps single phase ELCB		No.	0.31	110.41	110.41	110.41	0.00	0.00
46	25mm GI pipe line	25mm	1 metre	0.07	330.43	260.87	260.87	26.67	26.67
47	GI Pipe 20mm(Earth pit)	20mm	1 metre	0.01	361.11	333.33	305.56	8.33	18.18
48	40mm dia GI pipe	40mm	1 metre	0.01	357.14	292.74	292.74	22.00	22.00
49	15mm GI Pipe	15mm	1 metre	0.01	357.14	298.41	298.41	19.68	19.68
50	GI reducers		No.	0.00	243.24	243.24	218.38	0.00	11.39
8. Sanitary & Water Supply									
51	Indian Water Closet		No.	0.08	200.00	200.00	200.00	0.00	0.00
52	S.W.Gully Trap	6"x4"	No.	0.01	213.33	213.33	213.33	0.00	0.00
53	S.W.Bend	4"	No.	0.02	129.41	129.41	129.41	0.00	0.00
54	GI Pipe 20mm dia Hotwater line	20mm	1 metre	0.12	260.00	240.00	220.00	8.33	18.18
55	Stone ware pipe 100mm	100mm	1 metre	0.30	210.91	138.18	138.18	52.63	52.63
56	PVC 32mm dia	32mm	1 metre	0.19	234.04	212.77	223.40	10.00	4.76
57	PVC 20mm dia	20mm	1 metre	0.03	250.00	238.10	232.14	5.00	7.69
58	PVC rain water down fall 110mm	110mm	1 metre	0.39	197.28	197.28	197.28	0.00	0.00
59	HDPE Cylindrical		No.	0.64	298.46	298.46	295.38	0.00	1.04
II. Labour cost									
1. Skilled Labour									
60	Mason I & II (Brick Layer I & II Class)		No.	9.86	224.00	224.00	224.00	0.00	0.00
61	Carpenter		No.	1.01	228.07	228.07	228.07	0.00	0.00
62	Painter		No.	1.17	255.32	255.32	255.32	0.00	0.00
63	Fitter I & II		No.	0.58	259.46	237.84	237.84	9.09	9.09
64	Plumber		No.	0.10	234.15	195.12	195.12	20.00	20.00
65	Electrician Gr I & II		No.	0.47	210.53	175.44	175.44	20.00	20.00
2. Unskilled Labour									
66	Mazdoor-men		No.	6.95	215.05	215.05	215.05	0.00	0.00
67	Mazdoor-Women		No.	4.99	301.08	301.08	301.08	0.00	0.00
68	Helper		No.	0.36	331.13	264.90	264.90	25.00	25.00
III. Other expenses									
69	Mixing Charges per mortar		cu.m	0.64	200.00	200.00	200.00	0.00	0.00
70	E.B.Connection charges		No.	0.58	223.23	223.23	223.23	0.00	0.00
71	Contingencies	2.5%		2.22	220.70	218.92	214.88	0.82	2.71
72	Supervision charges	10%		8.89	220.70	218.92	214.88	0.82	2.71
				100.00					6.59

TABLE - 6
BUILDING CONSTRUCTION COST INDEX

CENTRE : DHARMAPURI

QUARTER : SEPTEMBER 2022
(BASE YEAR:2011-12=100)

Sl. No	ITEM	Weight	INDEX			% Variation	
			Current Quarter Sep 2022	Previous Quarter June 2022	Corresponding Qtr. of prev. year Sep 2021	Previous Quarter June 2022	Corresponding Qtr. of prev. year Sep 2021
I	<u>MATERIAL COST</u>						
1	BRICKS & TILES	19.33	202.70	202.70	186.11	0.00	8.92
2	SAND, STONE & OTHER QUARRY PRODUCTS	11.25	350.17	350.17	358.21	0.00	-2.25
3	CEMENT & LIME	15.30	147.52	144.43	168.80	2.14	-12.61
4	TIMBER & OTHER WOODS	3.59	145.89	145.89	147.30	0.00	-0.96
5	IRON & STEEL	6.52	209.91	207.72	142.60	1.05	47.21
6	ANCILLIARY MATERIALS	2.82	136.01	136.01	121.87	0.00	11.60
7	ELECTRICAL FITTINGS	1.58	256.67	248.98	224.57	3.09	14.29
8	SANITARY WARE & WATER SUPPL	1.78	244.84	228.95	227.53	6.94	7.61
II	<u>LABOUR COST</u>						
1	SKILLED LABOUR	13.19	228.24	225.75	225.75	1.10	1.10
2	UNSKILLED LABOUR	12.30	253.37	251.42	251.42	0.78	0.78
III	<u>OTHER EXPENSES</u>						
1	MIXING CHARGES	0.64	200.00	200.00	200.00	0.00	0.00
2	E.B.SERVICE CONNECTION CHAR	0.58	223.23	223.23	223.23	0.00	0.00
3	CONTINGENCIES	2.22	220.70	218.92	214.88	0.82	2.71
4	SUPERVISION CHARGES	8.89	220.70	218.92	214.88	0.82	2.71
I	<i>MATERIAL COST</i>	62.18	212.83	211.19	205.43	0.78	3.60
II	<i>LABOUR COST</i>	25.49	240.36	238.13	238.13	0.94	0.94
III	<i>OTHER EXPENSES</i>	12.33	219.75	218.14	214.51	0.74	2.44
	BUILDING CONSTRUCTION COST INDEX	100	220.70	218.92	214.88	0.82	2.71

TABLE - 7A
BUILDING CONSTRUCTION COST INDEX

Item-wise Cost relative

Quarter : September 2022
(Base year:2011-12=100)

Centre : Coimbatore

Sl. No.	Item	Specification	Unit	Weight	COST RELATIVE			% Variation	
					Current Quarter Sep 2022	Previous Quarter June 2022	Corresponding Qtr. of prev. year Sep 2021	Previous Quarter June 2022	Corresponding Qtr. of prev. year Sep 2021
I. Material cost									
1.Bricks and Tiles Products									
1	Bricks	9"x4.5"x2	1000 Nos.	16.30	181.82	181.82	163.64	0.00	11.11
2	Brick Jelly	20mm	cu.m	0.57	145.83	145.83	137.50	0.00	6.06
3	Pressed Tiles	9"x9"	1000 Nos.	1.37	176.47	176.47	174.47	0.00	0.00
4	Glazes tiles	9"x9"	1 No.	0.38	187.50	187.50	187.50	0.00	0.00
5	Ceramic tiles	9"x9"	1 No.	0.87	312.50	312.50	312.50	0.00	0.00
2.Sand stone and other Quarry Products									
6	Sand for mortar	River	cu.m	4.64	405.62	405.62	324.34	0.00	25.06
7	Stone Jelly (HBSJ)	40mm	cu.m	3.60	167.44	167.44	174.38	0.00	-3.98
8	Stone Jelly (HBSJ)	20mm	cu.m	0.32	159.96	159.96	166.63	0.00	-4.00
9	Stone Jelly Chips (HBSJ)	10mm	cu.m	1.63	162.67	162.67	169.45	0.00	-4.00
10	Rough stone		cu.m	0.42	171.53	171.53	171.53	0.00	0.00
11	Bond stone		cu.m	0.55	150.27	150.27	150.27	0.00	0.00
3.Cement and Lime									
12	Cement		M.T	12.26	144.46	147.67	150.88	-2.17	-4.26
13	Lime stone		cu.m	0.15	213.53	213.53	181.06	0.00	17.93
4.Timber and other wood									
14	TW Frame		sq.m	1.29	250.00	250.00	250.00	0.00	0.00
15	TW Panel door shutter		sq.m	0.86	263.16	263.16	250.84	0.00	4.91
16	Solid PVC door shutter		sq.m	0.45	150.00	150.00	145.83	0.00	2.86
5.Iron and Steel									
17	Mild Steel Rods	10mm	MT	1.35	150.00	160.87	140.87	-6.76	6.48
18	Ribbed Tar Steel (RTS)	8mm	MT	2.20	144.68	159.57	140.00	-9.33	3.34
19	Binding Wire		Kq	0.46	137.82	147.90	119.33	-6.82	15.49
20	Door catch		No.	0.02	290.00	287.50	225.00	0.87	28.89
21	Hold fast		No.	0.06	343.75	343.75	281.25	0.00	22.22
22	Tower bolt receiver		No.	0.04	431.37	431.37	313.73	0.00	37.50
23	Steel window ventilator		Kq	1.18	217.39	217.39	208.70	0.00	4.17
6.Ancillary Materials									
24	Ready mix Prime paint		Ltr	0.10	178.05	178.05	118.54	0.00	50.21
25	Ready mix Synthetic Enamel paint		Ltr	0.05	162.10	162.10	149.19	0.00	8.65
26	Cement paint		Kq	1.83	304.35	304.35	195.65	0.00	55.56
27	Matt paint		Ltr	0.15	154.35	154.35	126.09	0.00	22.41
7.Electrical Fittings									
28	1.5sqmm copper cable		100 meter	0.44	199.05	199.05	199.05	0.00	0.00
29	PVC Pipe	20mm	1metre	0.13	454.05	432.43	432.43	5.00	5.00
30	PVC bend		No.	0.04	216.67	216.67	216.67	0.00	0.00
31	PVC tee		No.	0.03	177.78	177.78	155.56	0.00	14.29
32	5amps 5 pin at switch board itself		No.	0.00	115.38	115.38	115.38	0.00	0.00
33	5amps 5 pin non interlocking switch		No.	0.01	150.00	150.00	150.00	0.00	0.00
34	Ceiling Rose		No.	0.02	173.59	173.59	154.99	0.00	12.00
35	Bakelite pattern Holder		No.	0.02	166.67	166.67	166.67	0.00	0.00
36	Bulk Head Fittings		No.	0.01	222.22	222.22	222.22	0.00	0.00
37	8 SWG GI wire		ka	0.04	158.56	144.68	143.24	9.59	10.69
38	32 amps 500V fuse unit		No.	0.01	216.67	225.00	183.33	-3.70	18.18
39	Junction box		No.	0.04	433.33	433.33	433.33	0.00	0.00
40	Jointbox		No.	0.01	190.00	190.00	180.00	0.00	5.56
41	Hylem sheet		No.	0.02	135.25	135.25	135.25	0.00	0.00
42	Flush type switch		No.	0.03	150.00	150.00	150.00	0.00	0.00
43	11wCFL bulb	11w	No.	0.01	166.67	166.67	166.67	0.00	0.00
44	Calling bell		No.	0.01	250.00	250.00	241.67	0.00	3.45
45	25amps single phase ELCB		No.	0.23	113.56	113.56	113.56	0.00	0.00
46	25mm GI pipe line	25mm	1 metre	0.05	193.10	193.10	150.86	0.00	28.00
47	GI Pipe 20mm(Earth pit)	20mm	1 metre	0.01	238.64	238.64	181.82	0.00	31.25
48	40mm dia GI pipe	40mm	1 metre	0.01	242.04	242.04	170.45	0.00	42.00
49	15mm GI Pipe	15mm	1 metre	0.01	194.95	194.95	177.23	0.00	10.00
50	GI reducers		No.	0.00	228.57	228.57	257.14	0.00	-11.11
8.Sanitary & Water Supply									
51	Indian Water Closet		No.	0.06	147.50	147.50	157.50	0.00	-6.35
52	S.W.Gully Trap	6"x4"	No.	0.02	228.00	228.00	208.00	0.00	9.62
53	S.W.Bend	4"	No.	0.01	183.10	176.06	154.93	4.00	18.18
54	GI Pipe 20mm dia Hotwater line	20mm	1 metre	0.09	157.14	157.14	152.38	0.00	3.13
55	Stone ware pipe 100mm	100mm	1 metre	0.23	225.78	209.06	209.06	8.00	8.00
56	PVC 32mm dia	32mm	1 metre	0.14	202.11	172.63	151.58	17.07	33.33
57	PVC 20mm dia	20mm	1 metre	0.02	187.08	187.08	148.25	0.00	26.19
58	PVC rain water down fall 110mm	110mm	1 metre	0.18	243.77	229.75	201.70	6.10	20.86
59	HDPE Cylindrical		No.	0.48	276.92	276.92	249.23	0.00	11.11
II.Labour cost									
1. Skilled Labour									
60	Mason I & II (Brick Laver I & II Class)		No.	10.78	216.22	216.22	205.41	0.00	5.26
61	Carpenter		No.	1.18	177.78	177.78	177.78	0.00	0.00
62	Painter		No.	1.47	200.00	200.00	200.00	0.00	0.00
63	Fitter I & II		No.	0.74	187.50	187.50	187.50	0.00	0.00
64	Plumber		No.	0.13	177.78	177.78	177.78	0.00	0.00
65	Electrician Gr I & II		No.	0.41	222.22	222.22	207.41	0.00	7.14
2.Unskilled Labour									
66	Mazdoor-men		No.	9.27	166.67	166.67	166.67	0.00	0.00
67	Mazdoor-Women		No.	7.93	200.00	200.00	200.00	0.00	0.00
68	Helper		No.	0.35	300.00	300.00	300.00	0.00	0.00
III.Other expenses									
69	Mixing Charges per mortar		cu.m	0.53	800.00	500.00	500.00	60.00	60.00
70	E.B.Connection charges		No.	0.55	185.97	185.97	130.90	0.00	42.07
71	Contingencies	2.5%		2.22	201.31	200.40	187.76	0.45	7.21
72	Supervision charges	10%		8.89	201.31	200.40	187.76	0.45	7.21
				100.00					12.36

TABLE - 7
BUILDING CONSTRUCTION COST INDEX

QUARTER : SEPTEMBER 2022

CENTRE : COIMBATORE

(BASE YEAR:2011-12=100)

Sl. No	ITEM	Weight	INDEX			% Variation	
			Current Quarter Sep 2022	Previous Quarter June 2022	Corresponding Qtr. of prev. year Sep 2021	Previous Quarter June 2022	Corresponding Qtr. of prev. year Sep 2021
I	<u>MATERIAL COST</u>						
1	BRICKS & TILES	19.49	186.34	186.34	170.89	0.00	9.04
2	SAND, STONE & OTHER QUARRY PRODUCTS	11.17	264.72	264.72	234.40	0.00	12.94
3	CEMENT & LIME	12.41	145.32	148.49	150.39	-2.14	-3.37
4	TIMBER & OTHER WOODS	2.61	237.09	237.09	232.28	0.00	2.07
5	IRON & STEEL	5.31	166.75	176.54	157.02	-5.55	6.19
6	ANCILLIARY MATERIALS	2.14	284.16	284.16	185.87	0.00	52.88
7	ELECTRICAL FITTINGS	1.17	212.62	209.82	205.38	1.33	3.53
8	SANITARY WARE & WATER SUPPL	1.23	235.47	226.85	208.45	3.80	12.96
II	<u>LABOUR COST</u>						
1	SKILLED LABOUR	14.72	209.89	209.89	201.56	0.00	4.14
2	UNSKILLED LABOUR	17.56	184.41	184.41	184.41	0.00	0.00
III	<u>OTHER EXPENSES</u>						
1	MIXING CHARGES	0.53	800.00	500.00	500.00	60.00	60.00
2	E.B.SERVICE CONNECTION CHAR	0.55	185.97	185.97	130.90	0.00	42.07
3	CONTINGENCIES	2.22	201.31	200.40	187.76	0.45	7.21
4	SUPERVISION CHARGES	8.89	201.31	200.40	187.76	0.45	7.21
I	<i>MATERIAL COST</i>	55.54	198.85	200.25	182.78	-0.70	8.80
II	<i>LABOUR COST</i>	32.27	196.03	196.03	192.23	0.00	1.98
III	<i>OTHER EXPENSES</i>	12.19	226.45	212.68	198.67	6.48	13.98
	BUILDING CONSTRUCTION COST INDEX	100	201.31	200.40	187.76	0.45	7.21

TABLE - 8A
BUILDING CONSTRUCTION COST INDEX

Item-wise Cost relative

Quarter : September 2022
(Base year:2011-12=100)

Centre : Erode

Sl. No.	Item	Specification	Unit	Weight	COST RELATIVE			% Variation	
					Current Quarter Sep 2022	Previous Quarter June 2022	Corresponding Qtr. of prev. year Sep 2021	Previous Quarter June 2022	Corresponding Qtr. of prev. year Sep 2021
I. Material cost									
1.Bricks and Tiles Products									
1	Bricks	9"x4.5"x2.25"	1000 Nos.	17.89	195.56	195.56	162.96	0.00	20.00
2	Brick Jelly	20mm	cu.m	1.03	117.53	117.53	117.50	0.00	0.03
3	Pressed Tiles	9"x9"	1000 Nos.	2.08	400.00	400.00	250.00	0.00	60.00
4	Glazes tiles	9"x9"	1 No.	0.40	263.83	263.83	234.04	0.00	12.73
5	Ceramic tiles	9"x9"	1 No.	0.95	344.62	344.62	246.15	0.00	40.00
2.Sand stone and other Quarry Products									
6	Sand for mortar	River	cu.m	3.35	501.68	481.35	481.35	4.22	4.22
7	Stone Jelly (HBSJ)	40mm	cu.m	2.94	155.71	155.71	134.40	0.00	15.86
8	Stone Jelly (HBSJ)	20mm	cu.m	0.33	106.70	111.30	129.92	-4.13	-17.87
9	Stone Jelly Chips (HBSJ)	10mm	cu.m	1.83	105.93	105.93	112.43	0.00	-5.78
10	Rough stone		cu.m	0.45	245.14	281.99	245.21	-13.07	-0.03
11	Bond stone		cu.m	0.59	225.27	230.08	225.38	-2.09	-0.05
3.Cement and Lime									
12	Cement		M.T	13.07	142.16	148.63	151.86	-4.35	-6.38
13	Lime stone		cu.m	0.28	212.50	191.80	175.00	10.79	21.43
4.Timber and other wood									
14	TW Frame		sq.m	2.81	136.17	140.43	134.04	-3.03	1.59
15	TW Panel door shutter		sq.m	0.73	269.00	276.69	215.20	-2.78	25.00
16	Solid PVC door shutter		sq.m	0.40	176.41	182.32	141.15	-3.24	24.98
5.Iron and Steel									
17	Mild Steel Rods	10mm	MT	1.46	146.24	159.14	133.33	-8.11	9.68
18	Ribbed Tar Steel (RTS)	8mm	MT	2.43	157.51	169.95	139.90	-7.32	12.59
19	Binding Wire		Kg	0.50	154.36	157.68	149.38	-2.11	3.33
20	Door catch		No.	0.03	225.00	225.00	175.00	0.00	28.57
21	Hold fast		No.	0.06	281.25	281.25	234.38	0.00	20.00
22	Tower bolt receiver		No.	0.05	163.64	163.64	145.45	0.00	12.50
23	Steel window ventilator		Kg	1.47	179.10	179.10	164.18	0.00	9.09
6.Ancillary Materials									
24	Ready mix Prime paint		Ltr	0.10	151.63	151.63	151.63	0.00	0.00
25	Ready mix Synthetic Enamel paint		Ltr	0.05	163.64	163.64	163.64	0.00	0.00
26	Cement paint		Kg	1.96	304.35	260.87	244.57	16.67	24.44
27	Matt paint		Ltr	0.11	150.00	150.00	125.00	0.00	20.00
7.Electrical Fittings									
28	1.5sqmm copper cable		100 meter	0.53	146.67	146.67	146.67	0.00	0.00
29	PVC Pipe	20mm	1metre	0.11	761.77	761.77	390.86	0.00	94.90
30	PVC bend		No.	0.09	373.33	360.00	320.00	3.70	16.67
31	PVC tee		No.	0.04	250.00	250.00	208.33	0.00	20.00
32	5amps 5 pin at switch board itself		No.	0.00	400.00	400.00	315.38	0.00	26.83
33	5amps 5 pin non interlocking switch		No.	0.00	480.00	480.00	450.00	0.00	6.67
34	Ceiling Rose		No.	0.02	208.33	208.33	250.00	0.00	-16.67
35	Bakelite pattern Holder		No.	0.02	192.31	176.92	176.92	8.70	8.70
36	Bulk Head Fittings		No.	0.01	275.00	250.00	300.00	10.00	-8.33
37	8 SWG GI wire		kg	0.04	242.00	240.00	202.40	0.83	19.57
38	32 amps 500V fuse unit		No.	0.01	222.86	222.86	171.43	0.00	30.00
39	Junction box		No.	0.04	766.67	733.33	733.33	4.55	4.55
40	Jointbox		No.	0.02	173.33	173.33	173.33	0.00	0.00
41	Hylem sheet		No.	0.02	135.41	135.41	131.15	0.00	3.25
42	Flush type switch		No.	0.04	157.14	157.14	164.29	0.00	-4.35
43	11wCFL bulb	11w	No.	0.01	133.33	133.33	133.33	0.00	0.00
44	Calling bell		No.	0.01	266.67	266.67	272.73	0.00	-2.22
45	25amps single phase ELCB		No.	0.25	123.66	123.66	116.09	0.00	6.52
46	25mm GI pipe line	25mm	1 metre	0.05	323.28	344.83	323.28	-6.25	0.00
47	GI Pipe 20mm(Earth pit)	20mm	1 metre	0.01	252.78	236.11	236.11	7.06	7.06
48	40mm dia GI pipe	40mm	1 metre	0.01	226.42	235.85	228.77	-4.00	-1.03
49	15mm GI Pipe	15mm	1 metre	0.01	362.90	362.90	362.90	0.00	0.00
50	GI reducers		No.	0.00	226.67	226.67	166.67	0.00	36.00
8.Sanitary & Water Supply									
51	Indian Water Closet		No.	0.05	266.67	266.67	166.67	0.00	60.00
52	S.W.Gully Trap	6"x4"	No.	0.01	373.33	373.33	266.67	0.00	40.00
53	S.W.Bend	4"	No.	0.01	472.73	472.73	490.91	0.00	-3.70
54	GI Pipe 20mm dia Hotwater line	20mm	1 metre	0.07	444.50	444.50	412.75	0.00	7.69
55	Stone ware pipe 100mm	100mm	1 metre	0.14	687.50	687.50	675.00	0.00	1.85
56	PVC 32mm dia	32mm	1 metre	0.13	268.29	268.29	219.51	0.00	22.22
57	PVC 20mm dia	20mm	1 metre	0.02	302.22	302.22	244.44	0.00	23.64
58	PVC rain water down fall 110mm	110mm	1 metre	0.26	288.00	288.00	280.00	0.00	2.86
59	HDPE Cylindrical		No.	0.51	160.00	160.00	138.46	0.00	15.56
II.Labour cost									
1. Skilled Labour									
60	Mason I & II (Brick Layer I & II Class)		No.	10.01	212.50	200.00	200.00	6.25	6.25
61	Carpenter		No.	0.99	214.29	214.29	214.29	0.00	0.00
62	Painter		No.	1.18	233.33	233.33	233.33	0.00	0.00
63	Fitter I & II		No.	0.59	233.33	233.33	233.33	0.00	0.00
64	Plumber		No.	0.09	233.33	233.33	233.33	0.00	0.00
65	Electrician Gr I & II		No.	0.39	233.33	233.33	233.33	0.00	0.00
2.Unskilled Labour									
66	Mazdoor-men		No.	6.52	254.55	254.55	254.55	0.00	0.00
67	Mazdoor-Women		No.	6.81	200.00	200.00	200.00	0.00	0.00
68	Helper		No.	0.38	250.00	250.00	250.00	0.00	0.00
III.Other expenses									
69	Mixing Charges per mortar		cu.m	1.41	320.00	320.00	200.00	0.00	60.00
70	E.B.Connection charges		No.	0.60	229.47	229.47	183.98	0.00	24.72
71	Contingencies	2.5%		2.22	212.84	211.60	193.94	0.59	9.75
72	Supervision charges	10%		8.89	212.84	211.60	193.94	0.59	9.75
				100.00					2.98

TABLE - 8
BUILDING CONSTRUCTION COST INDEX

QUARTER : SEPTEMBER 2022

CENTRE : ERODE

(BASE YEAR:2011-12=100)

Sl. No	ITEM	Weight	INDEX			% Variation	
			Current Quarter Sep 2022	Previous Quarter June 2022	Corresponding Qtr. of prev. year Sep 2021	Previous Quarter June 2022	Corresponding Qtr. of prev. year Sep 2021
I	<u>MATERIAL COST</u>						
1	BRICKS & TILES	22.34	218.53	218.53	173.77	0.00	25.76
2	SAND, STONE & OTHER QUARRY PRODUCTS	9.51	275.04	270.09	263.35	1.84	4.44
3	CEMENT & LIME	13.35	143.66	149.55	152.35	-3.93	-5.70
4	TIMBER & OTHER WOODS	3.93	164.78	169.83	149.76	-2.98	10.03
5	IRON & STEEL	6.00	161.39	169.84	146.20	-4.98	10.39
6	ANCILLIARY MATERIALS	2.23	286.29	248.01	232.40	15.44	23.19
7	ELECTRICAL FITTINGS	1.36	245.94	244.49	199.73	0.59	23.14
8	SANITARY WARE & WATER SUPPL	1.20	287.97	287.97	262.52	0.00	9.69
II	<u>LABOUR COST</u>						
1	SKILLED LABOUR	13.26	216.19	206.75	206.75	4.56	4.56
2	UNSKILLED LABOUR	13.70	227.33	227.33	227.33	0.00	0.00
III	<u>OTHER EXPENSES</u>						
1	MIXING CHARGES	1.41	320.00	320.00	200.00	0.00	60.00
2	E.B.SERVICE CONNECTION CHAR	0.60	229.47	229.47	183.98	0.00	24.72
3	CONTINGENCIES	2.22	212.84	211.60	193.94	0.59	9.75
4	SUPERVISION CHARGES	8.89	212.84	211.60	193.94	0.59	9.75
I	<i>MATERIAL COST</i>	59.92	206.10	206.34	183.43	-0.12	12.36
II	<i>LABOUR COST</i>	26.96	221.85	217.21	217.21	2.14	2.14
III	<i>OTHER EXPENSES</i>	13.12	225.12	224.07	194.14	0.47	15.96
	BUILDING CONSTRUCTION COST INDEX	100	212.84	211.60	193.94	0.59	9.75

TABLE - 10A
BUILDING CONSTRUCTION COST INDEX

Item-wise Cost relative

Quarter : September 2022
(Base year:2011-12=100)

Centre : Tiruchirappalli

Sl. No.	Item	Specification	Unit	Weight	COST RELATIVE			% Variation	
					Current Quarter Sep 2022	Previous Quarter June 2022	Corresponding Qtr. of prev. year Sep 2021	Previous Quarter June 2022	Corresponding Qtr. of prev. year Sep 2021
I. Material cost									
1.Bricks and Tiles Products									
1	Bricks	9"x4.5"x2.25"	1000 Nos.	14.01	218.39	218.39	183.91	0.00	18.75
2	Brick Jelly	20mm	cu.m	0.55	211.72	211.72	188.02	0.00	12.61
3	Pressed Tiles	9"x9"	1000 Nos.	1.80	146.34	146.34	136.59	0.00	7.14
4	Glazes tiles	9"x9"	1 No.	0.14	380.95	380.95	380.95	0.00	0.00
5	Ceramic tiles	9"x9"	1 No.	0.59	330.00	330.00	320.00	0.00	3.13
2.Sand stone and other Quarry Products									
6	Sand for mortar	River	cu.m	4.77	599.84	714.15	856.99	-16.01	-30.01
7	Stone Jelly (HBSJ)	40mm	cu.m	2.98	152.77	152.77	140.48	0.00	8.74
8	Stone Jelly (HBSJ)	20mm	cu.m	0.34	129.96	129.96	125.36	0.10	3.67
9	Stone Jelly Chips (HBSJ)	10mm	cu.m	1.36	126.67	126.50	120.67	0.13	4.97
10	Rough stone		cu.m	0.46	306.60	306.60	286.11	0.00	7.16
11	Bond stone		cu.m	0.00	0.00	0.00	0.00	0.00	0.00
3.Cement and Lime									
12	Cement		M.T	13.15	146.34	146.34	152.85	0.00	-4.26
13	Lime stone		cu.m	0.21	333.33	333.33	458.33	0.00	-27.27
4.Timber and other wood									
14	TW Frame		sq.m	1.05	144.51	124.39	124.39	16.17	16.17
15	TW Panel door shutter		sq.m	0.72	192.07	154.24	154.24	24.53	24.53
16	Solid PVC door shutter		sq.m	0.42	165.85	165.85	165.85	0.00	0.00
5.Iron and Steel									
17	Mild Steel Rods	10mm	MT	1.50	155.32	155.32	138.30	0.00	12.31
18	Ribbed Tar Steel (RTS)	8mm	MT	2.44	152.72	152.72	135.98	0.00	12.31
19	Binding Wire		Kg	0.55	135.85	135.85	135.85	0.00	0.00
20	Door catch		No.	0.04	140.50	140.50	140.50	0.00	0.00
21	Hold fast		No.	0.03	206.67	206.67	333.33	0.00	-38.00
22	Tower bolt receiver		No.	0.03	240.65	240.65	130.08	0.00	85.00
23	Steel window ventilator		Kq	1.28	226.09	226.09	208.70	0.00	8.33
6.Ancillary Materials									
24	Ready mix Prime paint		Ltr	0.11	137.93	137.93	142.86	0.00	-3.45
25	Ready mix Synthetic Enamel paint		Ltr	0.06	150.00	150.00	150.00	0.00	0.00
26	Cement paint		Kq	1.99	271.74	190.22	173.91	42.86	56.25
27	Matt paint		Ltr	0.19	113.55	113.55	113.55	0.00	0.00
7.Electrical Fittings									
28	1.5sqmm copper cable		100 meter	0.62	130.23	130.23	129.28	0.00	0.73
29	PVC Pipe	20mm	1metre	0.10	200.00	200.00	200.00	0.00	0.00
30	PVC bend		No.	0.03	266.67	266.67	266.67	0.00	0.00
31	PVC tee		No.	0.02	301.59	301.59	301.59	0.00	0.00
32	5amps 5 pin at switch board itself		No.	0.00	200.00	200.00	200.00	0.00	0.00
33	5amps 5 pin non interlocking switch		No.	0.00	145.45	145.45	145.45	0.00	0.00
34	Ceiling Rose		No.	0.02	166.67	166.67	166.67	0.00	0.00
35	Bakelite pattern Holder		No.	0.02	182.35	182.35	182.35	0.00	0.00
36	Bulk Head Fittings		No.	0.01	291.67	291.67	250.00	0.00	16.67
37	8 SWG GI wire		kg	0.04	236.19	236.19	215.69	0.00	9.50
38	32 amps 500V fuse unit		No.	0.01	232.76	232.76	225.86	0.00	3.05
39	Junction box		No.	0.04	333.33	333.33	333.33	0.00	0.00
40	Jointbox		No.	0.02	333.33	333.33	333.33	0.00	0.00
41	Hylem sheet		No.	0.01	141.30	141.30	141.30	0.00	0.00
42	Flush type switch		No.	0.05	129.70	129.70	129.70	0.00	0.00
43	11wCFL bulb	11w	No.	0.01	173.33	173.33	173.33	0.00	0.00
44	Calling bell		No.	0.01	201.20	201.20	201.20	0.00	0.00
45	25amps single phase ELCB		No.	0.25	136.91	136.91	141.51	0.00	-3.25
46	25mm GI pipe line	25mm	1 metre	0.05	230.43	230.43	230.43	0.00	0.00
47	GI Pipe 20mm(Earth pit)	20mm	1 metre	0.01	243.06	243.06	243.06	0.00	0.00
48	40mm dia GI pipe	40mm	1 metre	0.01	212.93	212.93	212.93	0.00	0.00
49	15mm GI Pipe	15mm	1 metre	0.01	217.46	217.46	217.46	0.00	0.00
50	GI reducers		No.	0.01	128.77	128.77	128.77	0.00	0.00
8.Sanitary & Water Supply									
51	Indian Water Closet		No.	0.14	158.82	158.82	152.00	0.00	4.49
52	S.W.Gully Trap	6"x4"	No.	0.03	205.00	205.00	205.00	0.00	0.00
53	S.W.Bend	4"	No.	0.01	238.10	238.10	166.67	0.00	42.86
54	GI Pipe 20mm dia Hotwater line	20mm	1 metre	0.11	136.36	136.36	136.36	0.00	0.00
55	Stone ware pipe 100mm	100mm	1 metre	0.36	135.24	135.24	134.29	0.00	0.71
56	PVC 32mm dia	32mm	1 metre	0.15	245.74	245.74	219.15	0.00	12.14
57	PVC 20mm dia	20mm	1 metre	0.02	356.76	356.76	351.35	0.00	1.54
58	PVC rain water down fall 110mm	110mm	1 metre	0.30	172.66	172.66	148.20	0.00	16.50
59	HDPE Cylindrical		No.	0.52	169.23	169.23	153.85	0.00	10.00
II.Labour cost									
1. Skilled Labour									
60	Mason I & II (Brick Layer I & II Class)		No.	11.72	172.97	172.97	172.97	0.00	0.00
61	Carpenter		No.	1.18	169.70	169.70	169.70	0.00	0.00
62	Painter		No.	1.50	186.67	186.67	160.00	0.00	16.67
63	Fitter I & II		No.	0.80	175.00	175.00	150.00	0.00	16.67
64	Plumber		No.	0.13	175.00	175.00	150.00	0.00	16.67
65	Electrician Gr I & II		No.	0.53	150.00	150.00	125.00	0.00	20.00
2.Unskilled Labour									
66	Mazdoor-men		No.	8.55	182.46	182.46	168.42	0.00	8.33
67	Mazdoor-Women		No.	7.84	197.80	197.80	175.82	0.00	12.50
68	Helper		No.	0.27	289.86	289.86	289.86	0.00	0.00
III.Other expenses									
69	Mixing Charges per mortar		cu.m	2.00	142.86	142.86	142.86	0.00	0.00
70	E.B.Connection charges		No.	0.60	171.41	171.41	169.06	0.00	1.39
71	Contingencies	2.5%		2.22	203.88	207.64	204.34	-1.81	-0.22
72	Supervision charges	10%		8.89	203.88	207.64	204.34	-1.81	-0.22
				100.00					8.76

TABLE - 10
BUILDING CONSTRUCTION COST INDEX

QUARTER : SEPTEMBER 2022
(BASE YEAR:2011-12=100)

CENTRE : TIRUCHIRAPPALLI

Sl. No	ITEM	Weight	INDEX			% Variation	
			Current Quarter Sep 2022	Previous Quarter June 2022	Corresponding Qtr. of prev. year Sep 2021	Previous Quarter June 2022	Corresponding Qtr. of prev. year Sep 2021
I	<u>MATERIAL COST</u>						
1	BRICKS & TILES	17.09	215.85	215.85	185.45	0.00	16.39
2	SAND, STONE & OTHER QUARRY PRODUCTS	9.91	370.76	425.76	488.94	-12.92	-24.17
3	CEMENT & LIME	13.36	149.28	149.28	157.65	0.00	-5.31
4	TIMBER & OTHER WOODS	2.19	164.29	142.17	142.17	15.56	15.56
5	IRON & STEEL	5.86	168.45	168.45	153.42	0.00	9.80
6	ANCILLIARY MATERIALS	2.35	249.47	180.47	166.91	38.23	49.47
7	ELECTRICAL FITTINGS	1.37	164.97	164.97	164.43	0.00	0.33
8	SANITARY WARE & WATER SUPPLY	1.63	169.81	169.81	156.59	0.00	8.45
II	<u>LABOUR COST</u>						
1	SKILLED LABOUR	15.85	173.37	173.37	168.56	0.00	2.86
2	UNSKILLED LABOUR	16.66	191.39	191.39	173.84	0.00	10.10
III	<u>OTHER EXPENSES</u>						
1	MIXING CHARGES	2.00	142.86	142.86	142.86	0.00	0.00
2	E.B.SERVICE CONNECTION CHARGES	0.60	171.41	171.41	169.06	0.00	1.39
3	CONTINGENCIES	2.22	203.15	207.64	204.34	-2.17	-0.58
4	SUPERVISION CHARGES	8.89	203.15	207.64	204.34	-2.17	-0.58
I	<i>MATERIAL COST</i>	53.78	219.37	225.60	227.01	-2.76	-3.37
II	<i>LABOUR COST</i>	32.51	182.61	182.61	171.27	0.00	6.62
III	<i>OTHER EXPENSES</i>	13.71	193.55	196.60	193.82	-1.55	-0.14
	BUILDING CONSTRUCTION COST INDEX	100	203.88	207.64	204.34	-1.81	-0.22

TABLE - 9A
BUILDING CONSTRUCTION COST INDEX

Centre : Thanjavur

Item-wise Cost relative

Quarter : September 2022
(Base year:2011-12=100)

Sl. No.	Item	Specification	Unit	Weight	COST RELATIVE			% Variation	
					Current Quarter Sep 2022	Previous Quarter June 2022	Corresponding Qtr. of prev. year Sep 2021	Previous Quarter June 2022	Corresponding Qtr. of prev. year Sep 2021
I. Material cost									
1.Bricks and Tiles Products									
1	Bricks	9"x4.5"x2.25"	1000 Nos.	12.18	213.33	200.00	186.67	6.67	14.29
2	Brick Jelly	20mm	cu.m	0.59	144.40	144.40	146.54	0.00	-1.46
3	Pressed Tiles	9"x9"	1000 Nos.	1.58	167.36	167.36	156.21	0.00	7.14
4	Glazes tiles	9"x9"	1 No.	0.14	426.83	426.83	439.02	0.00	-2.78
5	Ceramic tiles	9"x9"	1 No.	0.61	341.46	341.46	341.46	0.00	0.00
2.Sand stone and other Quarry Products									
6	Sand for mortar	River	cu.m	2.78	494.09	375.25	375.25	31.67	31.67
7	Stone Jelly (HBSJ)	40mm	cu.m	5.42	115.26	118.62	123.70	-2.83	-6.83
8	Stone Jelly (HBSJ)	20mm	cu.m	0.46	115.26	118.62	111.80	-2.83	3.09
9	Stone Jelly Chips (HBSJ)	10mm	cu.m	2.38	115.56	118.93	112.10	-2.83	3.09
10	Rough stone		cu.m	0.44	167.27	167.27	167.27	0.00	0.00
11	Bond stone		cu.m	0.61	166.89	166.89	166.89	0.00	0.00
3.Cement and Lime									
12	Cement		M.T	13.15	134.43	140.98	147.54	-4.65	-8.89
13	Lime stone		cu.m	0.28	126.67	126.67	126.67	0.00	0.00
4.Timber and other wood									
14	TW Frame		sq.m	0.83	277.78	277.78	277.78	0.00	0.00
15	TW Panel door shutter		sq.m	0.88	289.16	289.16	198.80	0.00	45.45
16	Solid PVC door shutter		sq.m	0.49	191.67	183.33	154.17	4.55	24.32
5.Iron and Steel									
17	Mild Steel Rods	10mm	MT	1.54	158.33	162.50	147.92	-2.56	7.04
18	Ribbed Tar Steel (RTS)	8mm	MT	2.52	148.90	171.34	146.86	-13.10	1.39
19	Binding Wire		Kg	0.57	155.56	155.56	130.37	0.00	19.32
20	Door catch		No.	0.03	168.94	168.94	161.49	0.00	4.62
21	Hold fast		No.	0.06	238.10	238.10	238.10	0.00	0.00
22	Tower bolt receiver		No.	0.02	222.22	222.22	177.78	0.00	25.00
23	Steel window ventilator		Kq	1.29	208.70	208.70	191.30	0.00	9.09
6.Ancillary Materials									
24	Ready mix Prime paint		Ltr	0.11	139.83	139.83	139.83	0.00	0.00
25	Ready mix Synthetic Enamel paint		Ltr	0.06	161.16	161.16	152.89	0.00	5.41
26	Cement paint		Kq	1.92	136.36	136.36	125.00	0.00	9.09
27	Matt paint		Ltr	0.10	178.57	178.57	142.86	0.00	25.00
7.Electrical Fittings									
28	1.5samm copper cable		100 meter	0.62	127.46	127.46	123.82	0.00	2.94
29	PVC Pipe	20mm	1metre	0.11	486.11	486.11	347.22	0.00	40.00
30	PVC bend		No.	0.02	833.33	833.33	666.67	0.00	25.00
31	PVC tee		No.	0.01	1326.32	1326.32	947.37	0.00	40.00
32	5amps 5 pin at switch board itself		No.	0.00	214.29	178.57	178.57	20.00	20.00
33	5amps 5 pin non interlocking switch		No.	0.00	227.27	227.27	227.27	0.00	0.00
34	Ceiling Rose		No.	0.02	200.00	200.00	133.33	0.00	50.00
35	Bakelite pattern Holder		No.	0.02	212.12	212.12	212.12	0.00	0.00
36	Bulk Head Fittings		No.	0.01	250.00	250.00	250.00	0.00	0.00
37	8 SWG GI wire		kg	0.04	233.05	233.05	211.86	0.00	10.00
38	32 amps 500V fuse unit		No.	0.01	200.00	200.00	200.00	0.00	0.00
39	Junction box		No.	0.02	166.67	166.67	166.67	0.00	0.00
40	Jointbox		No.	0.01	120.00	115.56	111.11	3.85	8.00
41	Hylem sheet		No.	0.01	147.33	147.33	147.33	0.00	0.00
42	Flush type switch		No.	0.05	161.29	161.29	129.03	0.00	25.00
43	11wCFL bulb	11w	No.	0.02	168.07	168.07	151.26	0.00	11.11
44	Calling bell		No.	0.01	365.59	365.59	365.59	0.00	0.00
45	25amps single phase ELCB		No.	0.25	132.49	126.18	138.80	5.00	-4.55
46	25mm GI pipe line	25mm	1 metre	0.05	230.60	215.52	159.65	7.00	44.44
47	GI Pipe 20mm(Earth pit)	20mm	1 metre	0.01	291.67	291.67	194.44	0.00	50.00
48	40mm dia GI pipe	40mm	1 metre	0.01	257.84	254.36	250.87	1.37	2.78
49	15mm GI Pipe	15mm	1 metre	0.01	260.16	260.16	260.16	0.00	0.00
50	GI reducers		No.	0.01	148.65	148.65	148.65	0.00	0.00
8.Sanitary & Water Supply									
51	Indian Water Closet		No.	0.07	162.79	162.79	162.79	0.00	0.00
52	S.W.Gully Trap	6"x4"	No.	0.01	192.00	192.00	133.33	0.00	44.00
53	S.W.Bend	4"	No.	0.01	111.11	111.11	105.56	0.00	5.26
54	GI Pipe 20mm dia Hotwater line	20mm	1 metre	0.08	190.50	190.50	190.50	0.00	0.00
55	Stone ware pipe 100mm	100mm	1 metre	0.30	105.88	105.88	105.88	0.00	0.00
56	PVC 32mm dia	32mm	1 metre	0.15	282.61	282.61	250.00	0.00	13.04
57	PVC 20mm dia	20mm	1 metre	0.02	657.53	657.53	383.56	0.00	71.43
58	PVC rain water down fall 110mm	110mm	1 metre	0.31	224.49	224.49	200.68	0.00	11.86
59	HDPE Cylindrical		No.	0.52	153.85	153.85	153.85	0.00	0.00
II.Labour cost									
1. Skilled Labour									
60	Mason I & II (Brick Layer I & II Class)		No.	12.61	172.15	172.15	172.15	0.00	0.00
61	Carpenter		No.	1.23	183.53	183.53	183.53	0.00	0.00
62	Painter		No.	1.51	200.00	200.00	200.00	0.00	0.00
63	Fitter I & II		No.	0.76	194.67	194.67	192.00	0.00	1.39
64	Plumber		No.	0.12	194.67	194.67	192.00	0.00	1.39
65	Electrician Gr I & II		No.	0.50	200.00	200.00	192.00	0.00	4.17
2.Unskilled Labour									
66	Mazdoor-men		No.	8.32	183.27	183.27	180.36	0.00	1.61
67	Mazdoor-Women		No.	7.82	204.44	204.44	204.44	0.00	0.00
68	Helper		No.	0.24	337.35	337.35	321.29	0.00	5.00
III.Other expenses									
69	Mixing Charges per mortar		cu.m	1.33	260.87	260.87	217.39	0.00	20.00
70	E.B.Connection charges		No.	0.58	125.34	125.34	124.68	0.00	0.53
71	Contingencies	2.5%		2.22	185.93	182.29	177.09	1.99	4.99
72	Supervision charges	10%		8.89	185.93	182.29	177.09	1.99	4.99
				100.00					8.61

TABLE - 9
BUILDING CONSTRUCTION COST INDEX

CENTRE : THANJAVUR

QUARTER : SEPTEMBER 2022
(BASE YEAR:2011-12=100)

Sl. No	ITEM	Weight	INDEX			% Variation	
			Current Quarter Sep 2022	Previous Quarter June 2022	Corresponding Qtr. of prev. year Sep 2021	Previous Quarter June 2022	Corresponding Qtr. of prev. year Sep 2021
I	<u>MATERIAL COST</u>						
1	BRICKS & TILES	15.10	213.03	202.28	190.56	5.31	11.79
2	SAND, STONE & OTHER QUARRY PRODUCTS	12.10	206.94	181.91	182.58	13.76	13.35
3	CEMENT & LIME	13.43	134.26	140.68	147.10	-4.56	-8.73
4	TIMBER & OTHER WOODS	2.21	263.07	261.21	218.69	0.71	20.30
5	IRON & STEEL	6.03	166.00	176.44	156.19	-5.92	6.28
6	ANCILLIARY MATERIALS	2.19	139.11	139.11	127.30	0.00	9.28
7	ELECTRICAL FITTINGS	1.34	191.53	189.53	168.96	1.05	13.35
8	SANITARY WARE & WATER SUPPLY	1.47	180.76	180.76	168.51	0.00	7.27
II	<u>LABOUR COST</u>						
1	SKILLED LABOUR	16.73	177.51	177.51	177.13	0.00	0.21
2	UNSKILLED LABOUR	16.38	195.65	195.65	193.94	0.00	0.88
III	<u>OTHER EXPENSES</u>						
1	MIXING CHARGES	1.33	260.87	260.87	217.39	0.00	20.00
2	E.B.SERVICE CONNECTION CHARGES	0.58	125.34	125.34	124.68	0.00	0.53
3	CONTINGENCIES	2.22	185.93	182.29	177.09	1.99	4.99
4	SUPERVISION CHARGES	8.89	185.93	182.29	177.09	1.99	4.99
I	<i>MATERIAL COST</i>	53.87	184.39	178.40	171.53	3.36	7.50
II	<i>LABOUR COST</i>	33.11	186.49	186.49	185.45	0.00	0.56
III	<i>OTHER EXPENSES</i>	13.02	190.85	187.75	178.85	1.65	6.71
	BUILDING CONSTRUCTION COST INDEX	100	185.93	182.29	177.09	1.99	4.99

TABLE - 11A
BUILDING CONSTRUCTION COST INDEX

Centre : Pudukkottai

Item-wise Cost relative

Quarter : September 2022
(Base year:2011-12=100)

Sl. No.	Item	Specification	Unit	Weight	COST RELATIVE			% Variation	
					Current Quarter Sep 2022	Previous Quarter June 2022	Corresponding Qtr. of prev. year Sep 2021	Previous Quarter June 2022	Corresponding Qtr. of prev. year Sep 2021
I. Material cost									
I. Material cost									
1	Bricks	9"x4.5"x2.25"	1000 Nos.	14.26	251.22	224.39	221.95	11.96	13.19
2	Brick Jelly	20mm	cu.m	0.32	301.51	297.49	288.55	1.35	4.49
3	Pressed Tiles	9"x9"	1000 Nos.	2.08	172.73	181.82	172.73	-5.00	0.00
4	Glazes tiles	9"x9"	1 No.	0.25	266.67	281.48	177.78	-5.26	50.00
5	Ceramic tiles	9"x9"	1 No.	2.02	155.56	155.56	133.33	0.00	16.67
2. Sand stone and other Quarry Products									
6	Sand for mortar	River	cu.m	3.37	546.45	617.58	611.78	-11.52	-10.68
7	Stone Jelly (HBSJ)	40mm	cu.m	3.38	151.38	135.09	133.92	12.06	13.03
8	Stone Jelly (HBSJ)	20mm	cu.m	0.36	124.11	133.33	130.36	-6.92	-4.79
9	Stone Jelly Chips (HBSJ)	10mm	cu.m	1.86	139.62	145.16	142.46	-3.81	-1.99
10	Rough stone		cu.m	0.51	118.85	118.85	115.45	0.00	2.94
11	Bond stone		cu.m	0.65	115.79	115.79	113.16	0.00	2.33
3. Cement and Lime									
12	Cement		M.T	14.15	146.94	127.35	140.41	15.38	4.65
13	Lime stone		cu.m	0.22	150.76	139.25	139.25	8.26	8.26
4. Timber and other wood									
14	TW Frame		sq.m	1.06	191.95	183.28	182.66	4.73	5.08
15	TW Panel door shutter		sq.m	1.65	179.31	172.41	172.41	4.00	4.00
16	Solid PVC door shutter		sq.m	0.62	138.30	139.01	138.30	-0.51	0.00
5. Iron and Steel									
17	Mild Steel Rods	10mm	MT	1.63	158.27	150.87	150.45	4.90	5.20
18	Ribbed Tar Steel (RTS)	8mm	MT	2.67	150.08	143.90	143.90	4.29	4.29
19	Binding Wire		Kq	0.60	141.89	128.30	128.30	10.59	10.59
20	Door catch		No.	0.03	180.00	175.00	175.00	2.86	2.86
21	Hold fast		No.	0.11	305.45	305.45	305.45	0.00	0.00
22	Tower bolt receiver		No.	0.03	266.67	263.33	260.00	1.27	2.56
23	Steel window ventilator		Kq	1.61	171.64	171.64	149.25	0.00	15.00
6. Ancillary Materials									
24	Ready mix Prime paint		Ltr	0.13	142.04	142.04	142.04	0.00	0.00
25	Ready mix Synthetic Enamel paint		Ltr	0.06	182.61	182.61	160.87	0.00	13.51
26	Cement paint		Kq	2.33	220.00	220.00	210.00	0.00	4.76
27	Matt paint		Ltr	0.13	206.06	206.06	200.00	0.00	3.03
7. Electrical Fittings									
28	1.5sqmm copper cable		100 meter	1.02	152.38	166.67	166.67	-8.57	-8.57
29	PVC Pipe	20mm	1metre	0.16	230.00	200.00	160.00	15.00	43.75
30	PVC bend		No.	0.03	500.00	500.00	500.00	0.00	0.00
31	PVC tee		No.	0.03	187.50	187.50	175.00	0.00	7.14
32	5amps 5 pin at switch board itself		No.	0.01	222.22	190.48	158.73	16.67	40.00
33	5amps 5 pin non interlocking switch		No.	0.00	145.45	136.36	136.36	6.67	6.67
34	Ceiling Rose		No.	0.02	142.86	135.71	142.86	5.26	0.00
35	Bakelite pattern Holder		No.	0.03	131.58	131.58	136.84	0.00	-3.85
36	Bulk Head Fittings		No.	0.02	141.59	155.75	169.91	-9.09	-16.67
37	8 SWG GI wire		kq	0.06	195.98	195.98	158.42	0.00	23.71
38	32 amps 500V fuse unit		No.	0.02	426.97	426.97	426.97	0.00	0.00
39	Junction box		No.	0.04	353.33	340.00	340.00	3.92	3.92
40	Jointbox		No.	0.02	151.52	161.62	161.62	-6.25	-6.25
41	Hylem sheet		No.	0.02	132.81	132.81	115.63	0.00	14.86
42	Flush type switch		No.	0.04	125.00	125.00	125.00	0.00	0.00
43	11wCFL bulb	11w	No.	0.01	233.33	233.33	233.33	0.00	0.00
44	Calling bell		No.	0.01	270.83	270.83	260.42	0.00	4.00
45	25amps single phase ELCB		No.	0.18	129.52	128.57	128.57	0.74	0.74
46	25mm GI pipe line	25mm	1 metre	0.05	187.50	187.50	187.50	0.00	0.00
47	GI Pipe 20mm(Earth pit)	20mm	1 metre	0.02	157.89	147.37	157.89	7.14	0.00
48	40mm dia GI pipe	40mm	1 metre	0.01	204.17	204.17	204.17	0.00	0.00
49	15mm GI Pipe	15mm	1 metre	0.01	178.57	178.57	178.57	0.00	0.00
50	GI reducers		No.	0.00	180.18	180.18	180.18	0.00	0.00
8. Sanitary & Water Supply									
51	Indian Water Closet		No.	0.07	145.69	143.13	143.13	1.79	1.79
52	S.W. Gully Trap	6"x4"	No.	0.01	173.91	173.91	173.91	0.00	0.00
53	S.W. Bend	4"	No.	0.01	169.01	169.01	169.01	0.00	0.00
54	GI Pipe 20mm dia Hotwater line	20mm	1 metre	0.11	159.04	159.04	159.04	0.00	0.00
55	Stone ware pipe 100mm	100mm	1 metre	0.39	199.05	199.05	199.05	0.00	0.00
56	PVC 32mm dia	32mm	1 metre	0.17	178.72	178.72	178.72	0.00	0.00
57	PVC 20mm dia	20mm	1 metre	0.02	221.05	221.05	221.05	0.00	0.00
58	PVC rain water down fall 110mm	110mm	1 metre	0.34	183.67	183.67	183.67	0.00	0.00
59	HDPE Cylindrical		No.	0.62	144.44	144.44	129.17	0.00	11.83
II. Labour cost									
1. Skilled Labour									
60	Mason I & II (Brick Laver I & II Class)		No.	9.92	206.90	206.90	206.90	0.00	0.00
61	Carpenter		No.	0.93	216.67	216.67	216.67	0.00	0.00
62	Painter		No.	1.24	215.65	226.09	208.70	-4.62	3.33
63	Fitter I & II		No.	0.76	171.43	171.43	171.43	0.00	0.00
64	Plumber		No.	0.10	226.67	216.67	210.00	4.62	7.94
65	Electrician Gr I & II		No.	0.43	233.33	233.33	233.33	0.00	0.00
2. Unskilled Labour									
66	Mazdoor-men		No.	7.13	225.45	218.18	210.91	3.33	6.90
67	Mazdoor-Women		No.	6.24	238.81	238.81	220.90	0.00	8.11
68	Helper		No.	0.30	273.97	273.97	239.73	0.00	14.29
III. Other expenses									
69	Mixing Charges per mortar		cu.m	1.34	244.90	244.90	244.90	0.00	0.00
70	E.B. Connection charges		No.	0.89	157.78	157.78	136.83	0.00	15.31
71	Contingencies	2.5%		2.22	208.93	202.68	199.61	3.09	4.67
72	Supervision charges	10%		8.89	208.93	202.68	199.61	3.09	4.67
				100.00					4.42

TABLE - 11
BUILDING CONSTRUCTION COST INDEX

CENTRE :PUDUKOTTAI

QUARTER : SEPTEMBER 2022
(BASE YEAR:2011-12=100)

Sl. No	ITEM	Weight	INDEX			% Variation	
			Current Quarter Sep 2022	Previous Quarter June 2022	Corresponding Qtr. of prev. year Sep 2021	Previous Quarter June 2022	Corresponding Qtr. of prev. year Sep 2021
I	<u>MATERIAL COST</u>						
1	BRICKS & TILES	18.93	233.45	214.36	207.63	8.91	12.43
2	SAND, STONE & OTHER QUARRY PRODUCTS	10.13	275.66	295.22	291.96	-6.63	-5.58
3	CEMENT & LIME	14.36	147.00	127.08	139.90	15.68	5.07
4	TIMBER & OTHER WOODS	3.32	175.66	169.62	169.29	3.56	3.76
5	IRON & STEEL	6.69	159.84	151.60	146.08	5.44	9.42
6	ANCILLIARY MATERIALS	2.65	214.70	214.70	205.12	0.00	4.67
7	ELECTRICAL FITTINGS	1.80	172.53	177.51	172.64	-2.81	-0.06
8	SANITARY WARE & WATER SUPPLY	1.73	169.93	169.83	164.38	0.06	3.38
II	<u>LABOUR COST</u>						
1	SKILLED LABOUR	13.38	207.37	208.26	206.60	-0.43	0.37
2	UNSKILLED LABOUR	13.67	232.62	228.83	216.11	1.66	7.64
III	<u>OTHER EXPENSES</u>						
1	MIXING CHARGES	1.34	244.90	244.90	244.90	0.00	0.00
2	E.B.SERVICE CONNECTION CHARGES	0.89	157.78	157.78	136.83	0.00	15.31
3	CONTINGENCIES	2.22	208.92	202.68	199.61	3.08	4.67
4	SUPERVISION CHARGES	8.89	208.92	202.68	199.61	3.08	4.67
I	<i>MATERIAL COST</i>	59.62	203.80	195.15	194.18	4.43	4.95
II	<i>LABOUR COST</i>	27.05	220.13	218.66	211.40	0.68	4.13
III	<i>OTHER EXPENSES</i>	13.33	209.13	203.92	199.98	2.55	4.58
	BUILDING CONSTRUCTION COST INDEX	100	208.93	202.68	199.61	3.09	4.67

TABLE - 12A
BUILDING CONSTRUCTION COST INDEX

Centre :Madurai

Item-wise Cost relative

Quarter : September 2022
(Base year:2011-12=100)

Sl. No.	Item	Specification	Unit	Weight	COST RELATIVE			% Variation	
					Current Quarter Sep 2022	Previous Quarter June 2022	Corresponding Qtr. of prev. year Sep 2021	Previous Quarter June 2022	Corresponding Qtr. of prev. year Sep 2021
I. Material cost									
1.Bricks and Tiles Products									
1	Bricks	9"x4.5"x2.25"	1000 Nos.	18.85	192.11	184.21	173.68	4.29	10.61
2	Brick Jelly	20mm	cu.m	0.50	237.52	225.43	193.94	5.36	22.47
3	Pressed Tiles	9"x9"	1000 Nos.	1.58	153.85	153.85	143.59	0.00	7.14
4	Glazes tiles	9"x9"	1 No.	0.12	217.69	217.69	217.69	0.00	0.00
5	Ceramic tiles	9"x9"	1 No.	1.72	158.73	158.73	158.73	0.00	0.00
2.Sand stone and other Quarry Products									
6	Sand for mortar	River	cu.m	3.65	482.76	482.76	427.58	0.00	12.90
7	Stone Jelly (HBSJ)	40mm	cu.m	2.57	196.64	190.14	183.60	3.42	7.10
8	Stone Jelly (HBSJ)	20mm	cu.m	0.37	124.15	121.59	121.57	2.10	2.12
9	Stone Jelly Chips (HBSJ)	10mm	cu.m	1.26	176.39	167.73	167.65	5.16	5.22
10	Rough stone		cu.m	0.42	113.04	113.04	113.04	0.00	0.00
11	Bond stone		cu.m	0.56	105.26	105.26	105.26	0.00	0.00
3.Cement and Lime									
12	Cement		M.T	12.25	135.48	141.94	132.26	-4.55	2.44
13	Lime stone		cu.m	0.16	168.72	168.72	168.79	0.00	-0.04
4.Timber and other wood									
14	TW Frame		sq.m	0.82	115.25	115.25	115.25	0.00	0.00
15	TW Panel door shutter		sq.m	0.80	124.59	124.59	124.59	0.00	0.00
16	Solid PVC door shutter		sq.m	0.43	188.24	188.24	188.24	0.00	0.00
5.Iron and Steel									
17	Mild Steel Rods	10mm	MT	1.39	149.02	156.42	139.51	-4.73	6.82
18	Ribbed Tar Steel (RTS)	8mm	MT	2.24	148.24	157.70	138.78	-6.00	6.82
19	Binding Wire		Kg	0.48	152.18	148.94	140.85	2.17	8.05
20	Door catch		No.	0.03	120.00	120.00	120.00	0.00	0.00
21	Hold fast		No.	0.03	133.33	533.33	533.33	-75.00	-75.00
22	Tower bolt receiver		No.	0.02	194.44	194.44	194.44	0.00	0.00
23	Steel window ventilator		Kg	1.32	187.50	187.50	179.69	0.00	4.35
6.Ancillary Materials									
24	Ready mix Prime paint		Ltr	0.11	140.48	140.48	134.76	0.00	4.24
25	Ready mix Synthetic Enamel paint		Ltr	0.05	186.36	186.36	159.09	0.00	17.14
26	Cement paint		Kg	1.64	146.34	146.34	146.34	0.00	0.00
27	Matt paint		Ltr	0.09	123.77	123.77	118.49	0.00	4.46
7.Electrical Fittings									
28	1.5samm copper cable		100 meter	0.73	146.06	146.06	146.03	0.00	0.02
29	PVC Pipe	20mm	1metre	0.14	243.90	243.90	195.12	0.00	25.00
30	PVC bend		No.	0.04	428.57	500.00	500.00	-14.29	-14.29
31	PVC tee		No.	0.02	287.50	312.50	300.00	-8.00	-4.17
32	5amps 5 pin at switch board itself		No.	0.00	112.50	112.50	112.50	0.00	0.00
33	5amps 5 pin non interlocking switch		No.	0.01	184.62	179.49	138.46	2.86	33.33
34	Ceiling Rose		No.	0.02	147.37	147.37	147.37	0.00	0.00
35	Bakelite pattern Holder		No.	0.02	173.68	184.21	184.21	-5.71	-5.71
36	Bulk Head Fittings		No.	0.01	437.50	437.50	375.00	0.00	16.67
37	8 SWG GI wire		kg	0.04	158.14	158.14	153.49	0.00	3.03
38	32 amps 500V fuse unit		No.	0.01	162.96	155.56	133.33	4.76	22.22
39	Junction box		No.	0.04	353.33	340.00	340.00	3.92	3.92
40	Jointbox		No.	0.01	213.16	205.26	205.26	3.85	3.85
41	Hylem sheet		No.	0.02	118.03	118.03	121.31	0.00	-2.70
42	Flush type switch		No.	0.04	133.33	133.33	133.33	0.00	0.00
43	11w CFL bulb	11w	No.	0.01	138.53	138.53	225.11	0.00	-38.46
44	Calling bell		No.	0.01	322.92	302.08	250.00	6.90	29.17
45	25amps single phase ELCB		No.	0.15	180.95	171.43	142.86	5.56	26.67
46	25mm GI pipe line	25mm	1 metre	0.06	145.70	158.68	158.68	-8.18	-8.18
47	GI Pipe 20mm(Earth pit)	20mm	1 metre	0.01	260.20	260.20	260.20	0.00	0.00
48	40mm dia GI pipe	40mm	1 metre	0.01	181.54	196.92	196.92	-7.81	-7.81
49	15mm GI Pipe	15mm	1 metre	0.01	210.53	210.53	210.53	0.00	0.00
50	GI reducers		No.	0.00	235.71	250.00	250.00	-5.71	-5.71
8.Sanitary & Water Supply									
51	Indian Water Closet		No.	0.14	168.80	168.80	168.80	0.00	0.00
52	S.W.Gully Trap	6"x4"	No.	0.03	190.48	152.38	152.38	25.00	25.00
53	S.W.Bend	4"	No.	0.01	277.78	277.78	277.78	0.00	0.00
54	GI Pipe 20mm dia Hotwater line	20mm	1 metre	0.12	212.78	205.57	183.93	3.51	15.69
55	Stone ware pipe 100mm	100mm	1 metre	0.32	150.00	150.00	150.00	0.00	0.00
56	PVC 32mm dia	32mm	1 metre	0.14	182.13	182.13	139.28	0.00	30.77
57	PVC 20mm dia	20mm	1 metre	0.02	235.75	235.75	225.03	0.00	4.76
58	PVC rain water down fall 110mm	110mm	1 metre	0.22	160.00	173.33	163.70	-7.69	-2.26
59	HDPE Cylindrical		No.	0.53	125.00	122.22	116.67	2.27	7.14
II. Labour cost									
1. Skilled Labour									
60	Mason I & II (Brick Layer I & II Class)		No.	10.97	202.67	192.00	181.33	5.56	11.76
61	Carpenter		No.	1.06	212.50	193.75	187.50	9.68	13.33
62	Painter		No.	1.45	203.17	203.17	190.48	0.00	6.67
63	Fitter I & II		No.	0.67	220.69	213.79	206.90	3.23	6.67
64	Plumber		No.	0.11	220.69	213.79	206.90	3.23	6.67
65	Electrician Gr I & II		No.	0.47	196.72	190.16	183.61	3.45	7.14
2.Unskilled Labour									
66	Mazdoor-men		No.	8.04	213.79	213.79	206.90	0.00	3.33
67	Mazdoor-Women		No.	7.76	194.87	194.87	184.62	0.00	5.56
68	Helper		No.	0.27	264.90	264.90	215.23	0.00	23.08
III.Other expenses									
69	Mixing Charges per mortar		cu.m	1.31	457.20	457.20	457.20	0.00	0.00
70	E.B.Connection charges		No.	0.40	227.64	227.64	227.64	0.00	0.00
71	Contingencies	2.5%		2.22	197.12	194.79	183.82	1.20	7.23
72	Supervision charges	10%		8.89	197.12	194.79	183.82	1.20	7.23
				100.00					6.66

TABLE - 12
BUILDING CONSTRUCTION COST INDEX

QUARTER : SEPTEMBER 2022

CENTRE : MADURAI

(BASE YEAR:2011-12=100)

Sl. No	ITEM	Weight	INDEX			% Variation	
			Current Quarter Sep 2022	Previous Quarter June 2022	Corresponding Qtr. of prev. year Sep 2021	Previous Quarter June 2022	Corresponding Qtr. of prev. year Sep 2021
I	<u>MATERIAL COST</u>						
1	BRICKS & TILES	22.76	188.05	181.24	171.13	3.75	9.89
2	SAND, STONE & OTHER QUARRY PRODUCTS	8.83	299.26	296.03	271.30	1.09	10.31
3	CEMENT & LIME	12.41	135.93	142.29	132.74	-4.47	2.40
4	TIMBER & OTHER WOODS	2.05	134.19	134.19	134.19	0.00	0.00
5	IRON & STEEL	5.50	158.10	165.47	150.91	-4.45	4.77
6	ANCILLIARY MATERIALS	1.88	145.98	145.98	144.72	0.00	0.87
7	ELECTRICAL FITTINGS	1.42	181.33	183.06	174.17	-0.95	4.11
8	SANITARY WARE & WATER SUPPL	1.54	155.57	155.19	146.12	0.25	6.47
II	<u>LABOUR COST</u>						
1	SKILLED LABOUR	14.73	204.19	194.32	184.10	5.08	10.91
2	UNSKILLED LABOUR	16.07	205.51	205.51	196.27	0.00	4.70
III	<u>OTHER EXPENSES</u>						
1	MIXING CHARGES	1.31	457.20	457.20	457.20	0.00	0.00
2	E.B.SERVICE CONNECTION CHAR	0.40	227.64	227.64	227.64	0.00	0.00
3	CONTINGENCIES	2.22	197.12	194.79	183.82	1.20	7.23
4	SUPERVISION CHARGES	8.89	197.12	194.79	183.82	1.20	7.23
I	<i>MATERIAL COST</i>	56.39	186.65	185.55	173.56	0.59	7.54
II	<i>LABOUR COST</i>	30.79	204.88	200.16	190.45	2.36	7.57
III	<i>OTHER EXPENSES</i>	12.82	224.56	222.54	213.03	0.91	5.41
	BUILDING CONSTRUCTION COST INDEX	100	197.12	194.79	183.82	1.20	7.23

TABLE - 13A
BUILDING CONSTRUCTION COST INDEX

Item-wise Cost relative

Quarter : September 2022
(Base year:2011-12=100)

Centre : Virudhunagar

Sl. No.	Item	Specification	Unit	Weight	COST RELATIVE			% Variation	
					Current Quarter Sep 2022	Previous Quarter June 2022	Corresponding Qtr. of prev. year Sep 2021	Previous Quarter June 2022	Corresponding Qtr. of prev. year Sep 2021
I. Material cost									
1.Bricks and Tiles Products									
1	Bricks	9"x4.5"x2.25"	1000 Nos.	14.51	264.26	264.26	240.24	0.00	10.00
2	Brick Jelly	20mm	cu.m	0.41	261.91	261.99	241.31	-0.03	8.54
3	Pressed Tiles	9"x9"	1000 Nos.	1.78	160.00	160.00	160.00	0.00	0.00
4	Glazes tiles	9"x9"	1 No.	0.14	408.16	408.16	408.16	0.00	0.00
5	Ceramic tiles	9"x9"	1 No.	2.02	126.98	126.98	126.98	0.00	0.00
2.Sand stone and other Quarry Products									
6	Sand for mortar	River	cu.m	3.28	572.93	572.93	572.93	0.00	0.00
7	Stone Jelly (HBSJ)	40mm	cu.m	3.15	175.00	175.00	175.00	0.00	0.00
8	Stone Jelly (HBSJ)	20mm	cu.m	0.36	139.53	139.53	139.53	0.00	0.00
9	Stone Jelly Chips (HBSJ)	10mm	cu.m	1.30	153.33	153.33	153.33	0.00	0.00
10	Rough stone		cu.m	0.50	145.83	145.83	121.53	0.00	20.00
11	Bond stone		cu.m	0.68	142.99	142.99	113.92	0.00	25.51
3.Cement and Lime									
12	Cement		M.T	14.23	136.59	136.59	139.84	0.00	-2.33
13	Lime stone		cu.m	0.19	313.95	288.67	288.67	8.76	8.76
4.Timber and other wood									
14	TW Frame		sq.m	0.97	160.47	153.15	109.42	4.78	46.65
15	TW Panel door shutter		sq.m	0.79	308.88	293.44	216.22	5.26	42.86
16	Solid PVC door shutter		sq.m	0.51	171.24	171.30	171.30	-0.03	-0.03
5.Iron and Steel									
17	Mild Steel Rods	10mm	MT	1.54	160.89	158.66	143.02	1.41	12.50
18	Ribbed Tar Steel (RTS)	8mm	MT	2.36	172.59	170.26	146.94	1.37	17.46
19	Binding Wire		Kq	0.49	184.33	184.33	184.33	0.00	0.00
20	Door catch		No.	0.03	150.00	150.00	137.50	0.00	9.09
21	Hold fast		No.	0.03	146.67	146.67	533.33	0.00	-72.50
22	Tower bolt receiver		No.	0.02	307.69	307.69	246.15	0.00	25.00
23	Steel window ventilator		Kq	1.39	200.00	200.00	173.91	0.00	15.00
6.Ancillary Materials									
24	Ready mix Prime paint		Ltr	0.12	135.00	135.00	125.00	0.00	8.00
25	Ready mix Synthetic Enamel paint		Ltr	0.06	181.82	181.82	163.64	0.00	11.11
26	Cement paint		Kq	2.15	126.09	126.09	126.09	0.00	0.00
27	Matt paint		Ltr	0.11	142.86	136.05	136.05	5.00	5.00
7.Electrical Fittings									
28	1.5sqmm copper cable		100 meter	0.72	128.24	121.86	108.68	5.24	18.00
29	PVC Pipe	20mm	1metre	0.16	233.30	240.00	200.00	-2.79	16.65
30	PVC bend		No.	0.05	428.57	457.14	428.57	-6.25	0.00
31	PVC tee		No.	0.03	275.00	312.50	250.00	-12.00	10.00
32	5amps 5 pin at switch board itself		No.	0.00	222.22	222.22	185.19	0.00	20.00
33	5amps 5 pin non interlocking switch		No.	0.01	116.67	116.67	116.67	0.00	0.00
34	Ceiling Rose		No.	0.02	200.00	200.00	178.57	0.00	12.00
35	Bakelite pattern Holder		No.	0.02	228.57	228.57	214.29	0.00	6.67
36	Bulk Head Fittings		No.	0.01	230.77	230.77	230.77	0.00	0.00
37	8 SWG GI wire		kq	0.05	168.89	168.89	154.67	0.00	9.20
38	32 amps 500V fuse unit		No.	0.01	158.82	152.94	117.65	3.85	35.00
39	Junction box		No.	0.03	150.00	150.00	150.00	0.00	0.00
40	Jointbox		No.	0.01	177.42	177.42	177.42	0.00	0.00
41	Hylem sheet		No.	0.02	118.03	118.03	121.31	0.00	-2.70
42	Flush type switch		No.	0.05	116.73	116.73	110.25	0.00	5.88
43	11wCFL bulb	11w	No.	0.01	112.50	162.50	162.50	-30.77	-30.77
44	Calling bell		No.	0.01	288.89	266.67	266.67	8.33	8.33
45	25amps single phase ELCB		No.	0.11	196.08	196.08	196.08	0.00	0.00
46	25mm GI pipe line	25mm	1 metre	0.06	238.10	229.44	199.13	3.77	19.57
47	GI Pipe 20mm(Earth pit)	20mm	1 metre	0.02	181.40	181.40	176.74	0.00	2.63
48	40mm dia GI pipe	40mm	1 metre	0.01	255.10	244.90	231.29	4.17	10.29
49	15mm GI Pipe	15mm	1 metre	0.01	293.65	290.48	269.84	1.09	8.82
50	GI reducers		No.	0.00	173.08	173.08	173.08	0.00	0.00
8.Sanitary & Water Supply									
51	Indian Water Closet		No.	0.10	164.86	260.30	242.95	-36.67	-32.14
52	S.W.Gully Trap	6"x4"	No.	0.03	151.52	145.45	145.45	4.17	4.17
53	S.W.Bend	4"	No.	0.01	190.48	214.29	190.48	-11.11	0.00
54	GI Pipe 20mm dia Hotwater line	20mm	1 metre	0.14	161.47	157.80	154.13	2.33	4.76
55	Stone ware pipe 100mm	100mm	1 metre	0.26	214.29	214.29	214.29	0.00	0.00
56	PVC 32mm dia	32mm	1 metre	0.17	163.83	180.85	138.30	-9.41	18.46
57	PVC 20mm dia	20mm	1 metre	0.02	324.32	378.38	297.30	-14.29	9.09
58	PVC rain water down fall 110mm	110mm	1 metre	0.34	122.45	136.05	102.04	-10.00	20.00
59	HDPE Cylindrical		No.	0.62	143.06	143.06	143.06	0.00	0.00
II.Labour cost									
1. Skilled Labour									
60	Mason I & II (Brick Layer I & II Class)		No.	10.52	208.47	182.41	182.41	14.29	14.29
61	Carpenter		No.	1.07	231.88	202.90	202.90	14.29	14.29
62	Painter		No.	1.49	231.88	202.90	202.90	14.29	14.29
63	Fitter I & II		No.	0.68	222.22	222.22	222.22	0.00	0.00
64	Plumber		No.	0.11	206.35	206.35	206.35	0.00	0.00
65	Electrician Gr I & II		No.	0.55	170.49	170.49	157.38	0.00	8.33
2.Unskilled Labour									
66	Mazdoor-men		No.	7.59	205.13	188.03	188.03	9.09	9.09
67	Mazdoor-Women		No.	8.58	191.30	173.91	173.91	10.00	10.00
68	Helper		No.	0.31	264.90	264.90	231.79	0.00	14.29
III.Other expenses									
69	Mixing Charges per mortar		cu.m	1.31	165.20	165.20	165.20	0.00	0.00
70	E.B.Connection charges		No.	0.45	210.77	210.77	171.99	0.00	22.55
71	Contingencies	2.5%		2.22	206.86	199.26	192.13	3.81	7.67
72	Supervision charges	10%		8.89	206.86	199.26	192.13	3.81	7.67
				100.00					16.44

TABLE - 13
BUILDING CONSTRUCTION COST INDEX

QUARTER : SEPTEMBER 2022
(BASE YEAR:2011-12=100)

CENTRE : VIRUDHUNAGAR

Sl. No	ITEM	Weight	INDEX			% Variation	
			Current Quarter Sep 2022	Previous Quarter June 2022	Corresponding Qtr. of prev. year Sep 2021	Previous Quarter June 2022	Corresponding Qtr. of prev. year Sep 2021
I	<u>MATERIAL COST</u>						
1	BRICKS & TILES	18.85	240.72	240.72	221.78	0.00	8.54
2	SAND, STONE & OTHER QUARRY PRODUCTS	9.27	307.36	307.36	303.93	0.00	1.13
3	CEMENT & LIME	14.42	138.94	136.48	139.69	1.81	-0.53
4	TIMBER & OTHER WOODS	2.27	214.69	206.20	160.65	4.12	33.63
5	IRON & STEEL	5.86	177.13	175.60	157.71	0.87	12.31
6	ANCILLIARY MATERIALS	2.44	128.56	128.25	127.35	0.24	0.96
7	ELECTRICAL FITTINGS	1.43	171.85	170.94	154.36	0.53	11.33
8	SANITARY WARE & WATER SUPPL	1.69	157.43	167.85	154.41	-6.21	1.96
II	<u>LABOUR COST</u>						
1	SKILLED LABOUR	14.42	211.82	187.66	187.17	12.87	13.17
2	UNSKILLED LABOUR	16.49	199.08	182.15	181.52	9.29	9.67
III	<u>OTHER EXPENSES</u>						
1	MIXING CHARGES	1.31	165.20	165.20	165.20	0.00	0.00
2	E.B.SERVICE CONNECTION CHAR	0.45	210.77	210.77	171.99	0.00	22.55
3	CONTINGENCIES	2.22	206.86	199.26	192.13	3.81	7.67
4	SUPERVISION CHARGES	8.89	206.86	199.26	192.13	3.81	7.67
I	<i>MATERIAL COST</i>	56.23	208.81	207.96	197.30	0.41	5.84
II	<i>LABOUR COST</i>	30.90	205.02	184.72	184.15	10.99	11.33
III	<i>OTHER EXPENSES</i>	12.87	202.76	196.20	188.68	3.34	7.46
	BUILDING CONSTRUCTION COST INDEX	100	206.86	199.26	192.13	3.81	7.67

TABLE - 14A
BUILDING CONSTRUCTION COST INDEX

Item-wise Cost relative

Quarter : September 2022
(Base year:2011-12=100)

Centre : Palayamkottai

Sl. No.	Item	Specification	Unit	Weight	COST RELATIVE			% Variation	
					Current Quarter Sep 2022	Previous Quarter June 2022	Corresponding Qtr. of prev. year Sep 2021	Previous Quarter June 2022	Corresponding Qtr. of prev. year Sep 2021
I. Material cost									
1.Bricks and Tiles Products									
1	Bricks	9"x4.5"x2.25"	1000 Nos.	18.48	139.13	121.74	128.70	14.29	8.11
2	Brick Jelly	20mm	cu.m	0.52	183.00	154.67	109.07	18.32	67.79
3	Pressed Tiles	9"x9"	1000 Nos.	1.57	155.56	144.44	133.33	7.69	16.67
4	Glazes tiles	9"x9"	1 No.	0.17	280.00	280.00	250.00	0.00	12.00
5	Ceramic tiles	9"x9"	1 No.	0.59	230.00	230.00	230.00	0.00	0.00
2.Sand stone and other Quarry Products									
6	Sand for mortar	River	cu.m	3.02	605.10	605.10	605.10	0.00	0.00
7	Stone Jelly (HBSJ)	40mm	cu.m	2.91	205.66	205.66	128.32	0.00	60.28
8	Stone Jelly (HBSJ)	20mm	cu.m	0.33	154.82	154.82	102.77	0.00	50.65
9	Stone Jelly Chips (HBSJ)	10mm	cu.m	1.37	179.91	179.91	114.10	0.00	57.68
10	Rough stone		cu.m	0.46	278.61	260.87	191.30	6.80	45.64
11	Bond stone		cu.m	0.63	172.70	172.70	167.62	0.00	3.03
3.Cement and Lime									
12	Cement		M.T	13.13	149.59	143.09	143.09	4.55	4.55
13	Lime stone		cu.m	0.14	292.50	271.50	265.00	7.73	10.38
4.Timber and other wood									
14	TW Frame		sq.m	0.92	155.02	147.95	144.48	4.78	7.29
15	TW Panel door shutter		sq.m	0.97	139.61	133.77	128.03	4.37	9.04
16	Solid PVC door shutter		sq.m	0.65	114.12	114.05	111.06	0.05	2.75
5.Iron and Steel									
17	Mild Steel Rods	10mm	MT	1.53	153.61	170.21	122.89	-9.76	25.00
18	Ribbed Tar Steel (RTS)	8mm	MT	2.47	158.76	175.26	124.33	-9.41	27.69
19	Binding Wire		Kg	0.57	139.19	139.19	123.08	0.00	13.10
20	Door catch		No.	0.03	264.00	264.00	264.00	0.00	0.00
21	Hold fast		No.	0.12	123.08	123.08	120.00	0.00	2.56
22	Tower bolt receiver		No.	0.04	142.86	142.86	130.95	0.00	9.09
23	Steel window ventilator		Kq	1.31	194.92	194.92	169.49	0.00	15.00
6.Ancillary Materials									
24	Ready mix Prime paint		Ltr	0.11	146.34	126.83	126.83	15.38	15.38
25	Ready mix Synthetic Enamel paint		Ltr	0.06	175.00	158.33	158.33	10.53	10.53
26	Cement paint		Kq	1.94	128.89	128.89	128.89	0.00	0.00
27	Matt paint		Ltr	0.10	131.03	120.69	110.34	8.57	18.75
7.Electrical Fittings									
28	1.5sqmm copper cable		100 meter	0.70	161.29	161.29	148.39	0.00	8.70
29	PVC Pipe	20mm	1metre	0.15	300.00	300.00	280.00	0.00	7.14
30	PVC bend		No.	0.05	216.80	203.25	203.25	6.67	6.67
31	PVC tee		No.	0.03	190.93	190.93	190.93	0.00	0.00
32	5amps 5 pin at switch board itself		No.	0.01	133.33	133.33	133.33	0.00	8.11
33	5amps 5 pin non interlocking switch		No.	0.02	123.64	123.64	123.64	0.00	0.00
34	Ceiling Rose		No.	0.02	212.50	193.75	156.25	9.68	36.00
35	Bakelite pattern Holder		No.	0.02	243.75	243.75	200.00	0.00	21.88
36	Bulk Head Fittings		No.	0.01	240.00	226.67	197.33	5.88	21.62
37	8 SWG GI wire		kg	0.04	196.08	196.08	156.86	0.00	25.00
38	32 amps 500V fuse unit		No.	0.01	147.95	136.99	120.55	8.00	22.73
39	Junction box		No.	0.04	293.33	293.33	266.67	0.00	10.00
40	Jointbox		No.	0.01	119.57	119.57	119.57	0.00	0.00
41	Hvlem sheet		No.	0.02	103.73	103.73	119.50	0.00	-13.19
42	Flush type switch		No.	0.05	122.32	122.32	122.32	0.00	0.00
43	11wCFL bulb	11w	No.	0.01	200.00	200.00	185.00	0.00	8.11
44	Calling bell		No.	0.01	179.64	167.66	131.74	7.14	36.36
45	25amps single phase ELCB		No.	0.26	158.14	158.14	158.14	0.00	0.00
46	25mm GI pipe line	25mm	1 metre	0.06	150.00	145.83	143.33	2.86	4.65
47	GI Pipe 20mm(Earth pit)	20mm	1 metre	0.02	190.00	180.00	140.00	5.56	35.71
48	40mm dia GI pipe	40mm	1 metre	0.01	143.33	143.33	123.33	0.00	16.22
49	15mm GI Pipe	15mm	1 metre	0.01	230.77	223.08	192.31	3.45	20.00
50	GI reducers		No.	0.00	160.00	160.00	153.33	0.00	4.35
8.Sanitary & Water Supply									
51	Indian Water Closet		No.	0.14	200.00	200.00	144.44	0.00	38.46
52	S.W.Gully Trap	6"x4"	No.	0.03	181.82	181.82	151.52	0.00	20.00
53	S.W.Bend	4"	No.	0.01	155.56	155.56	155.56	0.00	0.00
54	GI Pipe 20mm dia Hotwater line	20mm	1 metre	0.12	158.73	158.73	136.51	0.00	16.28
55	Stone ware pipe 100mm	100mm	1 metre	0.26	330.67	330.67	290.67	0.00	13.76
56	PVC 32mm dia	32mm	1 metre	0.15	176.34	161.29	120.43	9.33	46.43
57	PVC 20mm dia	20mm	1 metre	0.02	266.67	266.67	240.00	0.00	11.11
58	PVC rain water down fall 110mm	110mm	1 metre	0.31	172.88	172.88	152.54	0.00	13.33
59	HDPE Cylindrical		No.	0.57	172.22	161.11	152.78	6.90	12.73
II. Labour cost									
1. Skilled Labour									
60	Mason I & II (Brick Layer I & II Class)		No.	10.27	221.54	221.54	209.23	0.00	5.88
61	Carpenter		No.	1.11	219.35	219.35	206.45	0.00	6.25
62	Painter		No.	1.34	237.04	237.04	222.22	0.00	6.67
63	Fitter I & II		No.	0.68	237.04	237.04	222.22	0.00	6.67
64	Plumber		No.	0.11	248.28	248.28	248.28	0.00	0.00
65	Electrician Gr I & II		No.	0.45	237.04	237.04	237.04	0.00	0.00
2.Unskilled Labour									
66	Mazdoor-men		No.	7.18	216.67	216.67	208.33	0.00	4.00
67	Mazdoor-Women		No.	8.38	205.13	205.13	194.87	0.00	5.26
68	Helper		No.	0.29	331.13	331.13	331.13	0.00	0.00
III.Other expenses									
69	Mixing Charges per mortar		cu.m	1.21	129.41	129.41	129.41	0.00	0.00
70	E.B.Connection charges		No.	0.54	130.57	130.57	130.57	0.00	0.00
71	Contingencies	2.5%		2.22	191.58	186.76	176.44	2.58	8.58
72	Supervision charges	10%		8.89	191.58	186.76	176.44	2.58	8.58
				100.00					8.67

TABLE - 14
BUILDING CONSTRUCTION COST INDEX

QUARTER : SEPTEMBER 2022
(BASE YEAR:2011-12=100)

CENTRE : PALAYAMKOTTAI

Sl. No	ITEM	Weight	INDEX			% Variation	
			Current Quarter Sep 2022	Previous Quarter June 2022	Corresponding Qtr. of prev. year Sep 2021	Previous Quarter June 2022	Corresponding Qtr. of prev. year Sep 2021
I	<u>MATERIAL COST</u>						
1	BRICKS & TILES	21.34	145.06	128.49	132.34	12.90	9.61
2	SAND, STONE & OTHER QUARRY PRODUCTS	8.72	339.65	338.72	296.57	0.27	14.53
3	CEMENT & LIME	13.27	151.10	143.07	142.79	5.61	5.82
4	TIMBER & OTHER WOODS	2.54	138.66	133.86	129.65	3.59	6.95
5	IRON & STEEL	6.08	163.16	174.04	134.29	-6.25	21.49
6	ANCILLIARY MATERIALS	2.21	131.04	129.15	128.67	1.47	1.84
7	ELECTRICAL FITTINGS	1.55	180.33	179.11	167.25	0.68	7.82
8	SANITARY WARE & WATER SUPPLY	1.62	200.57	195.22	170.76	2.74	17.46
II	<u>LABOUR COST</u>						
1	SKILLED LABOUR	13.96	224.32	224.32	212.10	0.00	5.76
2	UNSKILLED LABOUR	15.86	212.66	212.66	203.46	0.00	4.52
III	<u>OTHER EXPENSES</u>						
1	MIXING CHARGES	1.21	129.41	129.41	129.41	0.00	0.00
2	E.B.SERVICE CONNECTION CHARGES	0.54	130.57	130.57	130.57	0.00	0.00
3	CONTINGENCIES	2.22	191.75	186.76	176.44	2.67	8.67
4	SUPERVISION CHARGES	8.89	191.75	186.76	176.44	2.67	8.67
I	<i>MATERIAL COST</i>	57.32	179.16	172.18	161.71	4.05	10.79
II	<i>LABOUR COST</i>	29.82	218.12	218.12	207.50	0.00	5.12
III	<i>OTHER EXPENSES</i>	12.86	183.18	179.01	170.10	2.33	7.69
	BUILDING CONSTRUCTION COST INDEX	100	191.58	186.76	176.44	2.58	8.58

TABLE - 15A
BUILDING CONSTRUCTION COST INDEX

Item-wise Cost relative

Quarter : September 2022
(Base year:2011-12=100)

Centre :Nagercoil

Sl. No.	Item	Specification	Unit	Weight	COST RELATIVE			% Variation	
					Current Quarter Sep 2022	Previous Quarter June 2022	Corresponding Qtr. of prev. year Sep 2021	Previous Quarter June 2022	Corresponding Qtr. of prev. year Sep 2021
I. Material cost									
1.Bricks and Tiles Products									
1	Bricks	9"x4.5"x2.25"	1000 Nos.	15.35	146.98	145.12	130.23	1.28	12.86
2	Brick Jelly	20mm	cu.m	0.40	254.85	254.85	198.22	0.00	28.57
3	Pressed Tiles	9"x9"	1000 Nos.	0.93	183.33	183.33	150.00	0.00	22.22
4	Glazes tiles	9"x9"	1 No.	0.15	280.00	280.00	160.00	0.00	75.00
5	Ceramic tiles	9"x9"	1 No.	0.67	313.73	313.73	250.98	0.00	25.00
2.Sand stone and other Quarry Products									
6	Sand for mortar	River	cu.m	2.69	540.16	540.16	611.46	0.00	-11.66
7	Stone Jelly (HBSJ)	40mm	cu.m	3.03	264.35	264.35	211.48	0.00	25.00
8	Stone Jelly (HBSJ)	20mm	cu.m	0.31	220.26	220.26	176.21	0.00	25.00
9	Stone Jelly Chips (HBSJ)	10mm	cu.m	1.34	264.35	264.35	211.48	0.00	25.00
10	Rough stone		cu.m	0.41	170.94	170.94	153.85	0.00	11.11
11	Bond stone		cu.m	0.56	162.50	162.50	150.00	0.00	8.33
3.Cement and Lime									
12	Cement		M.T	11.57	124.59	124.59	142.62	0.00	-12.64
13	Lime stone		cu.m	0.16	296.44	296.44	239.88	0.00	23.58
4.Timber and other wood									
14	TW Frame		sq.m	0.88	335.42	335.42	335.42	0.00	0.00
15	TW Panel door shutter		sq.m	1.50	117.72	117.72	111.52	0.00	5.56
16	Solid PVC door shutter		sq.m	0.56	168.23	168.23	145.58	0.00	15.56
5.Iron and Steel									
17	Mild Steel Rods	10mm	MT	1.35	153.24	159.50	142.80	-3.93	7.31
18	Ribbed Tar Steel (RTS)	8mm	MT	2.20	154.12	158.23	141.98	-2.60	8.55
19	Binding Wire		Kg	0.48	147.86	147.86	154.09	0.00	-4.04
20	Door catch		No.	0.03	330.00	330.00	300.00	0.00	10.00
21	Hold fast		No.	0.10	116.67	116.67	116.67	0.00	0.00
22	Tower bolt receiver		No.	0.05	277.78	277.78	277.78	0.00	0.00
23	Steel window ventilator		Kg	1.27	187.50	187.50	179.69	0.00	4.35
6.Ancillary Materials									
24	Ready mix Prime paint		Ltr	0.11	128.44	128.44	128.44	0.00	0.00
25	Ready mix Synthetic Enamel paint		Ltr	0.05	154.55	154.55	154.55	0.00	0.00
26	Cement paint		Kg	1.92	120.00	120.00	120.00	0.00	0.00
27	Matt paint		Ltr	0.09	113.33	113.33	113.33	0.00	0.00
7.Electrical Fittings									
28	1.5sqmm copper cable		100 meter	0.40	231.53	231.53	257.24	0.00	-10.00
29	PVC Pipe	20mm	1metre	0.13	600.00	600.00	500.00	0.00	20.00
30	PVC bend		No.	0.04	228.57	214.29	214.29	6.67	6.67
31	PVC tee		No.	0.02	200.00	200.00	200.00	0.00	0.00
32	5amps 5 pin at switch board itself		No.	0.00	214.29	214.29	142.86	0.00	50.00
33	5amps 5 pin non interlocking switch		No.	0.01	160.00	160.00	150.00	0.00	6.67
34	Ceiling Rose		No.	0.02	142.86	142.86	142.86	0.00	0.00
35	Bakelite pattern Holder		No.	0.02	135.00	135.00	135.00	0.00	0.00
36	Bulk Head Fittings		No.	0.01	220.00	220.00	220.00	0.00	0.00
37	8 SWG GI wire		kg	0.03	272.73	246.75	207.79	10.53	31.25
38	32 amps 500V fuse unit		No.	0.01	144.44	144.44	144.44	0.00	0.00
39	Junction box		No.	0.02	150.00	150.00	150.00	0.00	0.00
40	Jointbox		No.	0.01	267.86	267.86	267.86	0.00	0.00
41	Hylem sheet		No.	0.02	180.86	180.86	180.86	0.00	0.00
42	Flush type switch		No.	0.03	133.33	133.33	133.33	0.00	0.00
43	11wCFL bulb	11w	No.	0.01	200.00	200.00	200.00	0.00	0.00
44	Calling bell		No.	0.01	216.00	216.00	208.00	0.00	3.85
45	25amps single phase ELCB		No.	0.15	147.62	147.62	147.62	0.00	0.00
46	25mm GI pipe line	25mm	1 metre	0.04	234.69	229.59	222.45	2.22	5.50
47	GI Pipe 20mm(Earth pit)	20mm	1 metre	0.01	176.14	169.32	119.32	4.03	47.62
48	40mm dia GI pipe	40mm	1 metre	0.01	236.92	234.62	179.23	0.98	32.19
49	15mm GI Pipe	15mm	1 metre	0.01	330.77	321.15	298.08	2.99	10.97
50	GI reducers		No.	0.00	120.00	120.00	120.00	0.00	0.00
8.Sanitary & Water Supply									
51	Indian Water Closet		No.	0.08	165.94	157.21	157.21	5.56	5.56
52	S.W.Gully Trap	6"x4"	No.	0.01	302.22	302.22	288.89	0.00	4.62
53	S.W.Bend	4"	No.	0.01	245.19	245.19	233.77	0.00	4.89
54	GI Pipe 20mm dia Hotwater line	20mm	1 metre	0.09	182.27	182.27	169.46	0.00	7.56
55	Stone ware pipe 100mm	100mm	1 metre	0.20	373.85	361.54	323.08	3.40	15.71
56	PVC 32mm dia	32mm	1 metre	0.13	262.22	257.78	257.78	1.72	1.72
57	PVC 20mm dia	20mm	1 metre	0.02	416.26	416.26	416.26	0.00	0.00
58	PVC rain water down fall 110mm	110mm	1 metre	0.20	236.23	236.23	236.23	0.00	0.00
59	HDPE Cylindrical		No.	0.51	230.56	230.56	230.56	0.00	0.00
II. Labour cost									
1. Skilled Labour									
60	Mason I & II (Brick Layer I & II Class)		No.	10.11	211.11	211.11	200.00	0.00	5.56
61	Carpenter		No.	1.14	200.00	200.00	200.00	0.00	0.00
62	Painter		No.	1.59	200.00	200.00	188.89	0.00	5.88
63	Fitter I & II		No.	0.82	194.59	194.59	194.59	0.00	0.00
64	Plumber		No.	0.13	194.59	194.59	194.59	0.00	0.00
65	Electrician Gr I & II		No.	0.53	200.00	200.00	200.00	0.00	0.00
2.Unskilled Labour									
66	Mazdoor-men		No.	8.51	187.50	187.50	187.50	0.00	0.00
67	Mazdoor-Women		No.	12.23	175.00	175.00	175.00	0.00	0.00
68	Helper		No.	0.55	246.15	246.15	230.77	0.00	6.67
III.Other expenses									
69	Mixing Charges per mortar		cu.m	2.03	225.00	225.00	225.00	0.00	0.00
70	E.B.Connection charges		No.	0.82	168.49	168.49	153.94	0.00	9.45
71	Contingencies	2.5%		2.22	189.44	189.25	183.86	0.10	3.03
72	Supervision charges	10%		8.89	189.44	189.25	183.86	0.10	3.03
				100.00					2.76

TABLE - 15
BUILDING CONSTRUCTION COST INDEX

CENTRE : NAGERCOIL

QUARTER : SEPTEMBER 2022
(BASE YEAR:2011-12=100)

Sl. No	ITEM	Weight	INDEX			% Variation	
			Current Quarter Sep 2022	Previous Quarter June 2022	Corresponding Qtr. of prev. year Sep 2021	Previous Quarter June 2022	Corresponding Qtr. of prev. year Sep 2021
I	<u>MATERIAL COST</u>						
1	BRICKS & TILES	17.51	158.93	157.30	137.73	1.04	15.40
2	SAND, STONE & OTHER QUARRY PRODUCTS	8.34	340.02	340.02	331.99	0.00	2.42
3	CEMENT & LIME	11.73	126.89	126.89	142.59	0.00	-11.00
4	TIMBER & OTHER WOODS	2.94	192.40	192.40	184.93	0.00	4.04
5	IRON & STEEL	5.47	162.33	165.53	153.45	-1.94	5.79
6	ANCILLIARY MATERIALS	2.16	120.85	120.85	120.85	0.00	0.00
7	ELECTRICAL FITTINGS	1.02	256.09	253.82	248.63	0.89	3.00
8	SANITARY WARE & WATER SUPPLY	1.25	253.57	250.58	243.30	1.19	4.22
II	<u>LABOUR COST</u>						
1	SKILLED LABOUR	14.33	207.48	207.48	198.41	0.00	4.58
2	UNSKILLED LABOUR	21.29	181.85	181.85	181.45	0.00	0.22
III	<u>OTHER EXPENSES</u>						
1	MIXING CHARGES	2.03	225.00	225.00	225.00	0.00	0.00
2	E.B.SERVICE CONNECTION CHARGES	0.82	168.49	168.49	153.94	0.00	9.45
3	CONTINGENCIES	2.22	189.44	189.25	183.86	0.10	3.03
4	SUPERVISION CHARGES	8.89	189.44	189.25	183.86	0.10	3.03
I	<i>MATERIAL COST</i>	50.42	186.43	186.09	179.58	0.18	3.81
II	<i>LABOUR COST</i>	35.62	192.16	192.16	188.27	0.00	2.07
III	<i>OTHER EXPENSES</i>	13.96	193.37	193.22	188.07	0.08	2.82
	BUILDING CONSTRUCTION COST INDEX	100	189.44	189.25	183.86	0.10	3.03

TABLE - 16A
BUILDING CONSTRUCTION COST INDEX

Item-wise Cost relative

Quarter : September 2022
(Base year:2011-12=100)

Centre : Udhagamandalam

Sl. No.	Item	Specification	Unit	Weight	COST RELATIVE			% Variation	
					Current Quarter Sep 2022	Previous Quarter June 2022	Corresponding Qtr. of prev. year Sep 2021	Previous Quarter June 2022	Corresponding Qtr. of prev. year Sep 2021
I. Material cost									
1.Bricks and Tiles Products									
1	Bricks	9"x4.5"x2.25"	1000 Nos.	21.50	150.00	150.00	150.00	0.00	0.00
2	Brick Jelly	20mm	cu.m	0.00	0.00	0.00	0.00	0.00	0.00
3	Pressed Tiles	9"x9"	1000 Nos.	1.53	190.48	190.48	190.48	0.00	0.00
4	Glazes tiles	9"x9"	1 No.	0.12	535.71	535.71	535.71	0.00	0.00
5	Ceramic tiles	9"x9"	1 No.	0.79	312.50	312.50	312.50	0.00	0.00
2.Sand stone and other Quarry Products									
6	Sand for mortar	River	cu.m	2.83	401.59	401.59	321.02	0.00	25.10
7	Stone Jelly (HBSJ)	40mm	cu.m	3.68	214.99	214.99	214.99	0.00	0.00
8	Stone Jelly (HBSJ)	20mm	cu.m	0.38	179.56	179.56	179.56	0.00	0.00
9	Stone Jelly Chips (HBSJ)	10mm	cu.m	1.97	186.87	186.87	186.87	0.00	0.00
10	Rough stone		cu.m	0.00	0.00	0.00	0.00	0.00	0.00
11	Bond stone		cu.m	0.00	0.00	0.00	0.00	0.00	0.00
3.Cement and Lime									
12	Cement		M.T	11.47	130.74	130.74	140.08	0.00	-6.67
13	Lime stone		cu.m	0.30	167.99	151.62	151.62	10.80	10.79
4.Timber and other wood									
14	TW Frame		sq.m	1.59	142.86	142.86	142.86	0.00	0.00
15	TW Panel door shutter		sq.m	0.96	162.92	162.92	162.92	0.00	0.00
16	Solid PVC door shutter		sq.m	0.39	125.52	125.52	125.52	0.00	0.00
5.Iron and Steel									
17	Mild Steel Rods	10mm	MT	1.25	149.09	149.09	149.09	0.00	0.00
18	Ribbed Tar Steel (RTS)	8mm	MT	1.98	150.70	150.70	150.70	0.00	0.00
19	Binding Wire		Kg	0.48	145.45	145.45	145.45	0.00	0.00
20	Door catch		No.	0.02	200.00	200.00	200.00	0.00	0.00
21	Hold fast		No.	0.05	281.25	250.00	250.00	12.50	12.50
22	Tower bolt receiver		No.	0.05	150.00	150.00	150.00	0.00	0.00
23	Steel window ventilator		Kq	1.25	238.81	208.96	194.03	14.29	23.08
6.Ancillary Materials									
24	Ready mix Prime paint		Ltr	0.10	190.78	190.78	184.33	0.00	3.50
25	Ready mix Synthetic Enamel paint		Ltr	0.05	200.00	200.00	161.29	0.00	24.00
26	Cement paint		Kq	1.73	156.25	156.25	156.25	0.00	0.00
27	Matt paint		Ltr	0.16	120.88	120.88	120.88	0.00	0.00
7.Electrical Fittings									
28	1.5sqmm copper cable		100 meter	0.69	188.56	188.56	151.53	0.00	24.44
29	PVC Pipe	20mm	1metre	0.07	364.30	364.30	364.30	0.00	0.00
30	PVC bend		No.	0.03	200.00	200.00	200.00	0.00	0.00
31	PVC tee		No.	0.02	250.00	250.00	225.00	0.00	11.11
32	5amps 5 pin at switch board itself		No.	0.01	150.00	150.00	150.00	0.00	0.00
33	5amps 5 pin non interlocking switch		No.	0.01	200.00	200.00	200.00	0.00	0.00
34	Ceiling Rose		No.	0.03	116.67	116.67	116.67	0.00	0.00
35	Bakelite pattern Holder		No.	0.03	240.00	240.00	240.00	0.00	0.00
36	Bulk Head Fittings		No.	0.01	350.45	350.45	350.45	0.00	0.00
37	8 SWG GI wire		kq	0.05	158.49	158.49	128.30	0.00	23.53
38	32 amps 500V fuse unit		No.	0.01	194.12	194.12	194.12	0.00	0.00
39	Junction box		No.	0.09	120.00	120.00	120.00	0.00	0.00
40	Jointbox		No.	0.02	275.00	275.00	275.00	0.00	0.00
41	Hvlem sheet		No.	0.02	121.31	121.31	118.03	0.00	2.78
42	Flush type switch		No.	0.04	162.13	162.13	162.13	0.00	0.00
43	11wCFL bulb	11w	No.	0.01	216.67	216.67	216.67	0.00	0.00
44	Calling bell		No.	0.01	333.33	333.33	333.33	0.00	0.00
45	25amps single phase ELCB		No.	0.08	228.48	152.00	152.00	50.32	50.32
46	25mm GI pipe line	25mm	1 metre	0.05	253.04	253.04	253.63	0.00	-0.23
47	GI Pipe 20mm(Earth pit)	20mm	1 metre	0.01	188.24	188.24	188.53	0.00	-0.16
48	40mm dia GI pipe	40mm	1 metre	0.01	215.23	215.23	215.23	0.00	0.00
49	15mm GI Pipe	15mm	1 metre	0.01	400.00	400.00	400.00	0.00	0.00
50	GI reducers		No.	0.00	175.68	175.68	175.68	0.00	0.00
8.Sanitary & Water Supply									
51	Indian Water Closet		No.	0.07	181.82	145.45	145.45	25.00	25.00
52	S.W.Gully Trap	6"x4"	No.	0.02	260.00	260.00	260.00	0.00	0.00
53	S.W.Bend	4"	No.	0.01	267.86	267.86	142.86	0.00	87.50
54	GI Pipe 20mm dia Hotwater line	20mm	1 metre	0.09	233.48	233.48	233.48	0.00	0.00
55	Stone ware pipe 100mm	100mm	1 metre	0.30	198.10	198.10	198.10	0.00	0.00
56	PVC 32mm dia	32mm	1 metre	0.13	193.62	193.62	195.04	0.00	-0.73
57	PVC 20mm dia	20mm	1 metre	0.01	405.41	405.41	405.41	0.00	0.00
58	PVC rain water down fall 110mm	110mm	1 metre	0.26	146.94	147.39	147.39	-0.31	-0.31
59	HDPE Cylindrical		No.	0.48	250.00	250.00	250.00	0.00	0.00
II.Labour cost									
1. Skilled Labour									
60	Mason I & II (Brick Layer I & II Class)		No.	10.18	207.79	207.79	197.40	0.00	5.26
61	Carpenter		No.	1.12	213.33	213.33	192.00	0.00	11.11
62	Painter		No.	1.54	194.59	194.59	183.78	0.00	5.88
63	Fitter I & II		No.	0.75	222.22	222.22	211.11	0.00	5.26
64	Plumber		No.	0.12	213.33	213.33	192.00	0.00	11.11
65	Electrician Gr I & II		No.	0.52	213.33	213.33	192.00	0.00	11.11
2.Unskilled Labour									
66	Mazdoor-men		No.	6.88	232.73	232.73	203.64	0.00	14.29
67	Mazdoor-Women		No.	7.91	272.73	254.55	218.18	7.14	25.00
68	Helper		No.	0.40	240.00	240.00	190.00	0.00	26.32
III.Other expenses									
69	Mixing Charges per mortar		cu.m	1.61	177.78	177.78	151.11	0.00	17.65
70	E.B.Connection charges		No.	0.57	220.42	174.48	174.48	26.33	26.33
71	Contingencies	2.5%		2.22	192.91	190.31	180.36	1.36	6.96
72	Supervision charges	10%		8.89	192.91	190.31	180.36	1.36	6.96
				100.00					8.36

TABLE - 16
BUILDING CONSTRUCTION COST INDEX

QUARTER : SEPTEMBER 2022
(BASE YEAR:2011-12=100)

CENTRE : UDHAGAMANDALAM

Sl. No	ITEM	Weight	INDEX			% Variation	
			Current Quarter Sep 2022	Previous Quarter June 2022	Corresponding Qtr. of prev. year Sep 2021	Previous Quarter June 2022	Corresponding Qtr. of prev. year Sep 2021
I	<u>MATERIAL COST</u>						
1	BRICKS & TILES	23.95	159.90	159.90	159.90	0.00	0.00
2	SAND, STONE & OTHER QUARRY PRODUCTS	8.87	266.84	266.84	241.09	0.00	10.68
3	CEMENT & LIME	11.77	131.70	130.84	140.38	0.65	-6.18
4	TIMBER & OTHER WOODS	2.94	147.13	147.13	147.13	0.00	0.00
5	IRON & STEEL	5.07	172.99	165.33	161.66	4.63	7.01
6	ANCILLIARY MATERIALS	2.04	156.18	156.18	154.95	0.00	0.79
7	ELECTRICAL FITTINGS	1.28	200.96	195.99	174.61	2.54	15.09
8	SANITARY WARE & WATER SUPPLY	1.37	211.01	209.16	208.28	0.88	1.31
II	<u>LABOUR COST</u>						
1	SKILLED LABOUR	14.23	207.81	207.81	195.99	0.00	6.03
2	UNSKILLED LABOUR	15.19	253.74	244.28	210.85	3.87	20.34
III	<u>OTHER EXPENSES</u>						
1	MIXING CHARGES	1.61	177.78	177.78	151.11	0.00	17.65
2	E.B.SERVICE CONNECTION CHARGES	0.57	220.42	174.48	174.48	26.33	26.33
3	CONTINGENCIES	2.22	192.91	190.31	180.36	1.36	6.96
4	SUPERVISION CHARGES	8.89	192.91	190.31	180.36	1.36	6.96
I	<i>MATERIAL COST</i>	57.29	173.17	172.16	169.27	0.59	2.31
II	<i>LABOUR COST</i>	29.43	231.53	226.64	203.66	2.16	13.68
III	<i>OTHER EXPENSES</i>	13.29	192.21	188.12	176.56	2.17	8.86
	BUILDING CONSTRUCTION COST INDEX	100	192.87	190.31	180.36	1.34	6.94